

ERP FOR STARTUP

ERP on MS D365 for Fast, Transparent and Scalable Startup Operations

At Awara IT, our ERP for Startup unifies operations, ensures complete data transparency, and empowers fast decision-making. Built on Dynamics 365 and integrated with Office 365, this solution offers multi-currency, multi-language support, advanced AI, and robust security—all with predictable licensing costs.

WE OFFER

- ✔ Global capabilities including multi-currency, language, and tax compliance.
- ✔ Real-time access to comprehensive historical data for rapid, informed decisions.
- ✔ Investor-ready transparency through complete audit trails and reporting.
- ✔ Advanced AI and high-level security to enhance operational efficiency and protect your data.

BEST FOR

- Startups already using Microsoft products, especially those looking to consolidate operations and attract investors.
- Founders, CFOs, CIOs, and operations managers aiming for transparency, speed, and scalability.

172%

ROI with MS D365
Business Central

50%

reduction in
manual processes

30%

price variation
maximum

ERP FOR STARTUP

ERP on MS D365 for Fast, Transparent and Scalable Startup Operations

At Awara IT, our ERP for Startup unifies operations, ensures complete data transparency, and empowers fast decision-making. Built on Dynamics 365 and integrated with Office 365, this solution offers multi-currency, multi-language support, advanced AI, and robust security—all with predictable licensing costs.

KEY BUSINESS OUTCOMES & BENEFITS



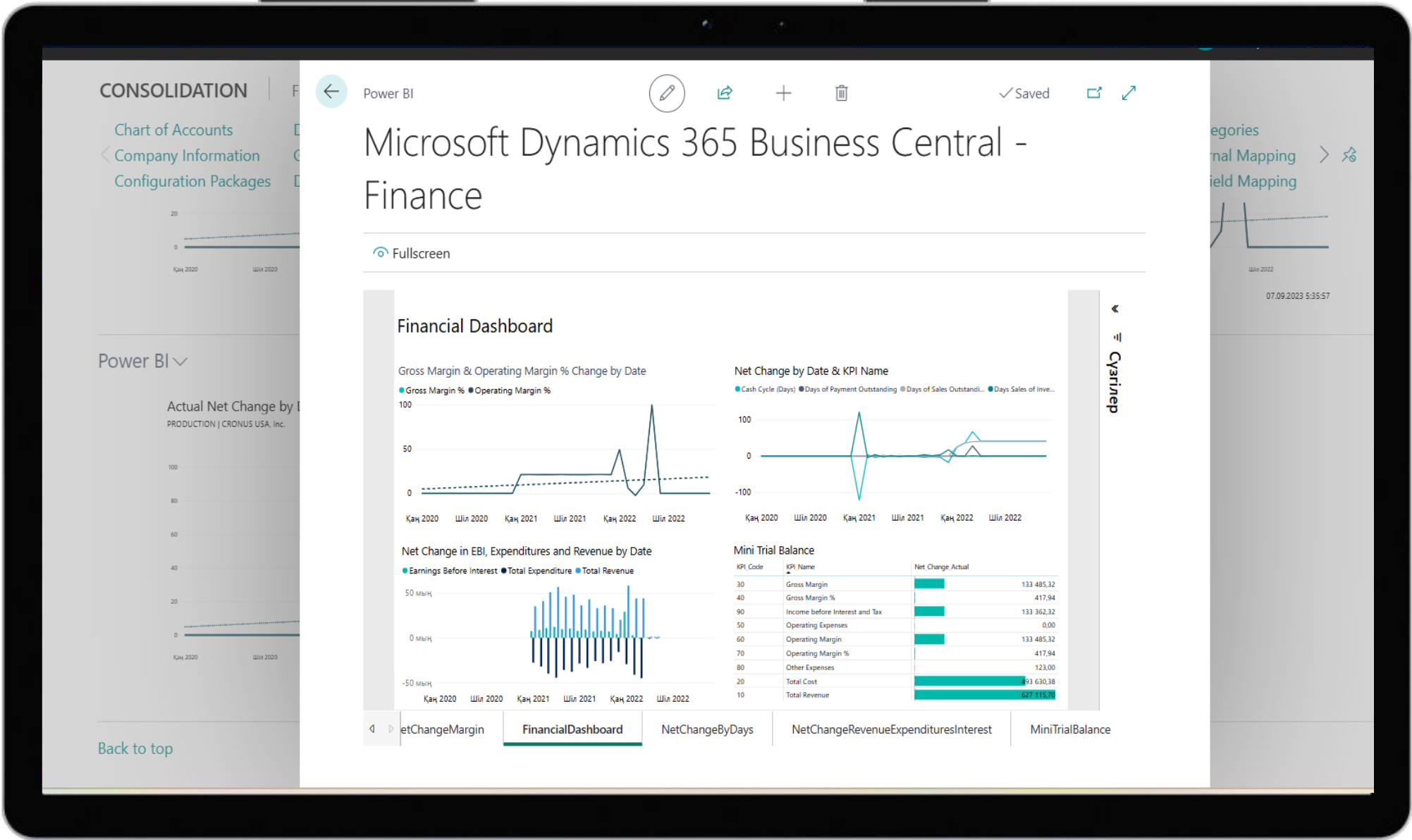
Unified Operations: Eliminate data silos and streamline processes across all regions.

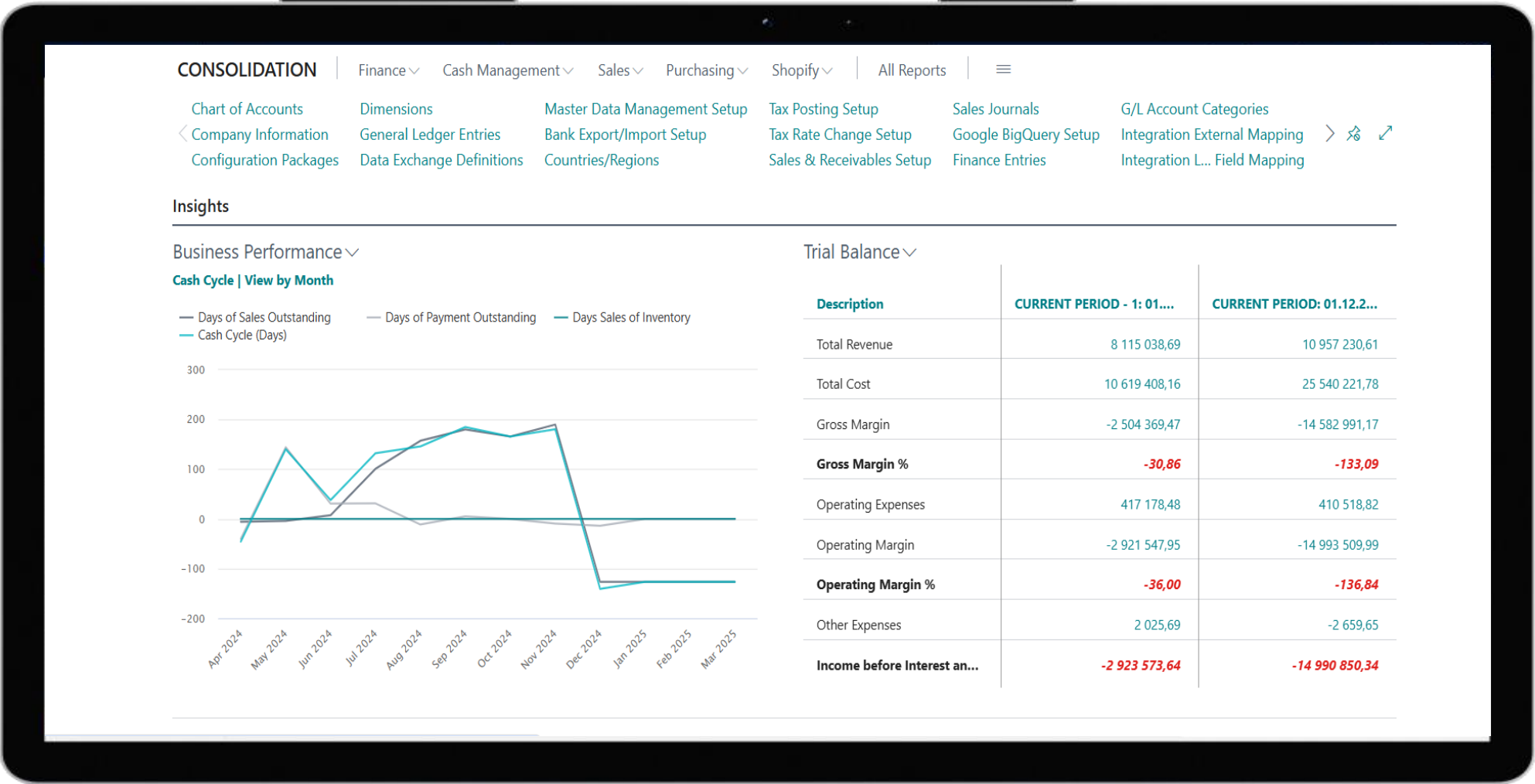


Investor Confidence: Transparent, audit-ready reporting to build trust and secure investment.



Rapid Decision-Making: Instant, reliable data supporting fast and effective business decisions.





CF - Cash Flow Statement Compressed - CF-COMPR - CONS

Options

Name	CF	Column Definition	CONS	Date Filter	01.01.24..31.12.24
Description	Cash Flow Statement Compressed	Show Amounts in Add. Reporting Currency	<input type="checkbox"/>	Show All Lines	<input type="checkbox"/>
Row Definition	CF-COMPR	View by	Year		

Dimensions >

Row No.	Description	SWQ	LMN	ZCP	CRV	ZKZ	EMD	SCR	ARN	EDU	HBT	TOTAL
→ 1000	Operating Activities	40 697,23	—	349 913,43	864 231,41	241 118,62	—	-138 806,09	62 745,85	536 163,13	45 971,02	2 002 034,60
1010	Cash receipts from MIDs	—	—	42 216 627,59	5 246 273,82	—	—	12 587 804,78	15 673 686,09	5 146 325,19	7 011,65	80 877 729,12
1015	Cash receipts from stores	—	—	94 645,54	196 660,07	—	—	—	—	—	—	291 305,61
1020	Cash receipts from intercompany partners	—	—	—	—	—	—	—	—	—	—	—
1030	Cash outflow within reseller agreement	—	—	—	-42 994,58	—	—	—	—	—	—	-42 994,58
1050	Marketing expenses	—	—	-66 515 285,05	-449 328,96	-177,65	—	-15 836,79	—	—	—	-66 980 628,45
1060	General & administrative expenses	-46 476,74	—	-3 015 983,99	-36 425,42	-2 847 582,09	—	-75 737,01	-15 296,59	-10 695,77	-7 388,87	-6 055 586,48
1070	Taxes paid	—	—	-2 202 951,90	—	-452 724,94	—	-91 190,63	-62 210,73	—	—	-2 809 078,20
1080	Other operating cash flows	-1 005 331,66	—	-101 789,71	-3 323,28	-1 253,11	—	507 808,07	-505,86	-466,29	-91,76	-604 953,60
1090	Intercompany transfers	1 092 505,63	—	29 674 650,95	-4 046 630,24	3 542 856,41	—	-13 051 654,51	-15 532 927,06	-4 599 000,00	46 440,00	-2 673 758,82
2000	Investing Activities	972 975,16	—	—	-73 293,23	—	—	-233 619,27	—	—	—	666 062,66
2010	Investments in Subsidiaries	-27 024,84	—	—	—	—	—	—	—	—	—	-27 024,84
2020	Development of Intangible Assets	—	—	—	-73 293,23	—	—	-1 741,36	—	—	—	-75 034,59
2030	Loans provided to employees or others	—	—	—	—	—	—	-231 877,91	—	—	—	-231 877,91
2040	Other investing cash flows	1 000 000,00	—	—	—	—	—	—	—	—	—	1 000 000,00
3000	Financing Activities	—	—	1 869 794,39	—	—	—	—	—	—	—	1 869 794,39
3010	Proceeds from issuance of equity	—	—	—	—	—	—	—	—	—	—	—
3020	Proceeds from issuance of debt	—	—	—	—	—	—	—	—	—	—	—
3040	Repayment of loans	—	—	1 869 794,39	—	—	—	—	—	—	—	1 869 794,39
3050	Other financing cash flows	—	—	—	—	—	—	—	—	—	—	—
4000	TOTAL	1 013 672,39	—	2 219 707,82	790 938,18	241 118,62	—	-372 425,36	62 745,85	536 163,13	45 971,02	4 537 891,65

ABOUT AWARA IT

We automate key business processes and implement the most innovative solutions, use world-class technologies, manage IT assets, help companies switch to cloud technologies and work in a secure information environment. We work with a wide range of software, from classic office products to large-scale international solutions. We have in-depth knowledge of local implementation specifics, helping clients to optimize their global business.

17+

years on the IT
consulting market

200+

certified experts on
our team

250+

support and
Implementation projects


10+

industries
proficiency



Our Team

- Certified consultants, developers, architects, trainers and technical specialists
- Microsoft Most Valued Professionals (MVP)
- Microsoft Certified Trainers



Microsoft Awards

- Microsoft Solutions partner
- Member of Microsoft Inner Circle
- Microsoft Partner Awards Winner
- Microsoft Managed Partner
- Custom Solutions for Microsoft Teams



Geography

PROJECTS

- Europe
- North & South America
- CIS countries
- Australia
- Asia

OFFICES

- Spain
- USA
- Bulgaria
- Finland
- Italy
- Qazaqstan
- Cyprus