

Planon Workplace Insights

Gain valuable insights from smart workplace sensors.

Future Way of Working has become **unpredictable**, with increased attention on



Employee Interaction - One of the biggest risks is a loss of employee productivity, fun and engagement by the lack of physical interactions and poor collaboration work.



Sustainability - The need to address climate change will continue. Efficient use of space and energy efficient buildings can contribute to the fight against this challenge.



Health and Safety - Monitor and improve air quality to prevent weakening of the humans' immune system and decontamination of air and surfaces can improve health and safety.



Wellbeing - Appropriate light to perform different tasks, right temperature to create comfort and noise levels that are not distracting can promote human wellbeing and productivity.



Digitisation - These trends create a greater sense of urgency than before to accelerate digital transformation and adopt long term strategies to build an agile organisation.




Planon Workplace Insights

The Ideal Solution for:

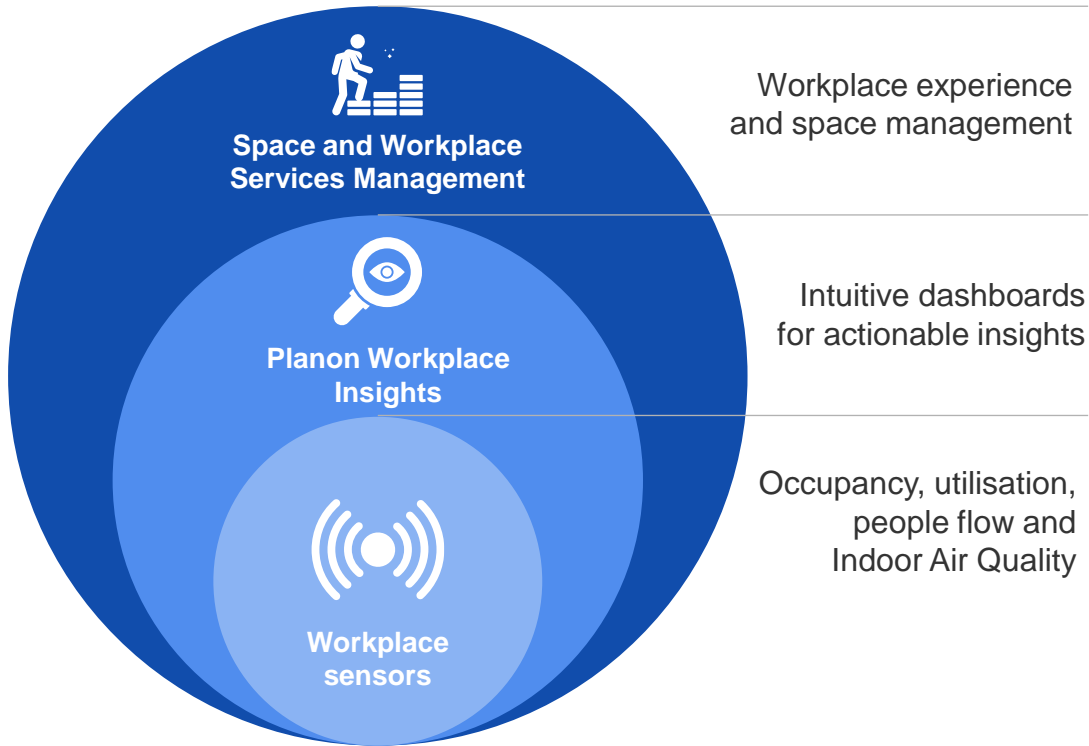
- Professional Workplace Strategists
- Facilities Managers
- Building Occupants

Planon Workplace Insights captures information from smart sensors for convenient visualisation and analysis, helping you make the right decisions to create engaging and productive workspaces.

Intuitive dashboards for actionable **insights**



Planon Workplace Insights



...to provide workplace insights into...





Key Features

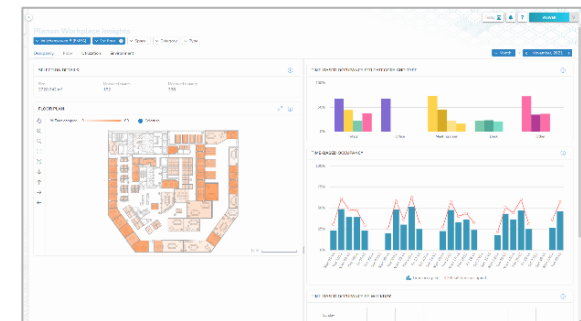
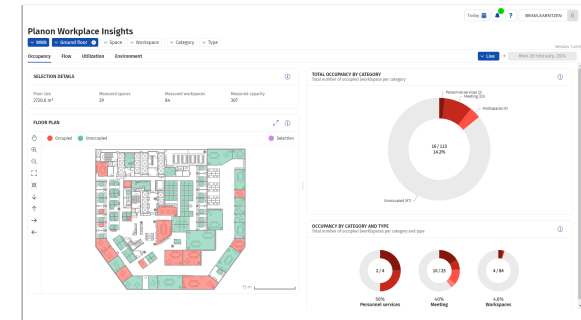
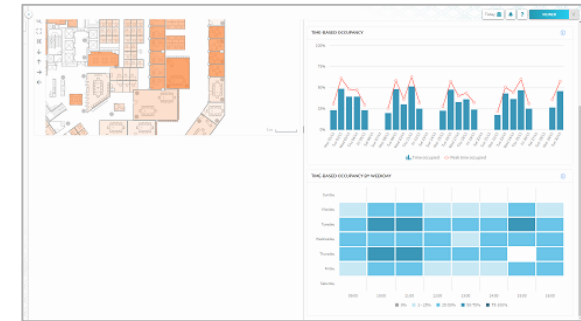
Planon Workplace Insights

Real time and historical occupancy, utilisation and environmental monitoring, visualisation, and analysis

Interactive floorplan views as well as a multitude of charts, gauges and dashboards

Drill down to find improvement possibilities:

- Space overview
- Active and passive occupancy
- Utilisation
- People flow
- Indoor Air Quality values like temperature, humidity, CO2, PM2.5, PM10, VOC, radon, sound, light, etc.
- Target, thresholds and wellbeing comfort scores to support ESG goals



Occupancy – Live View

Planon Workplace Insights

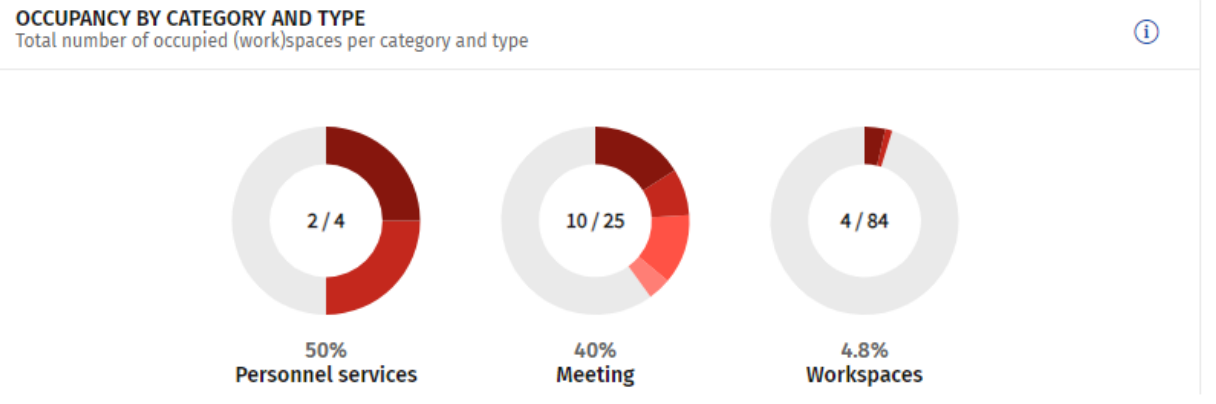
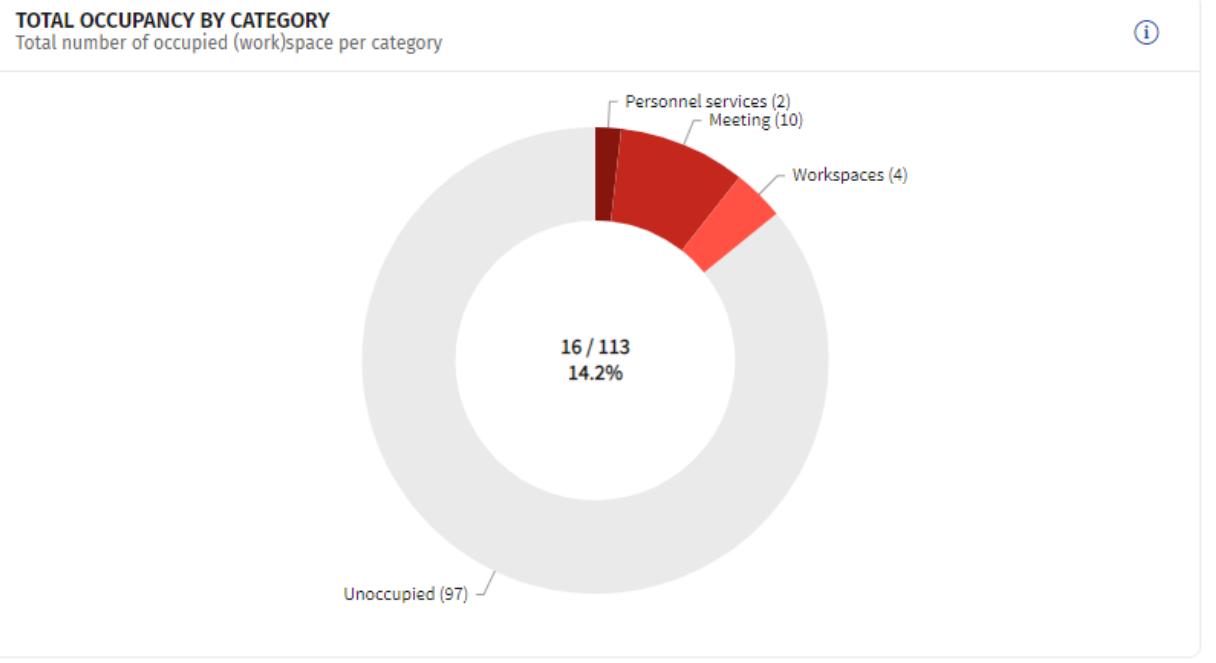
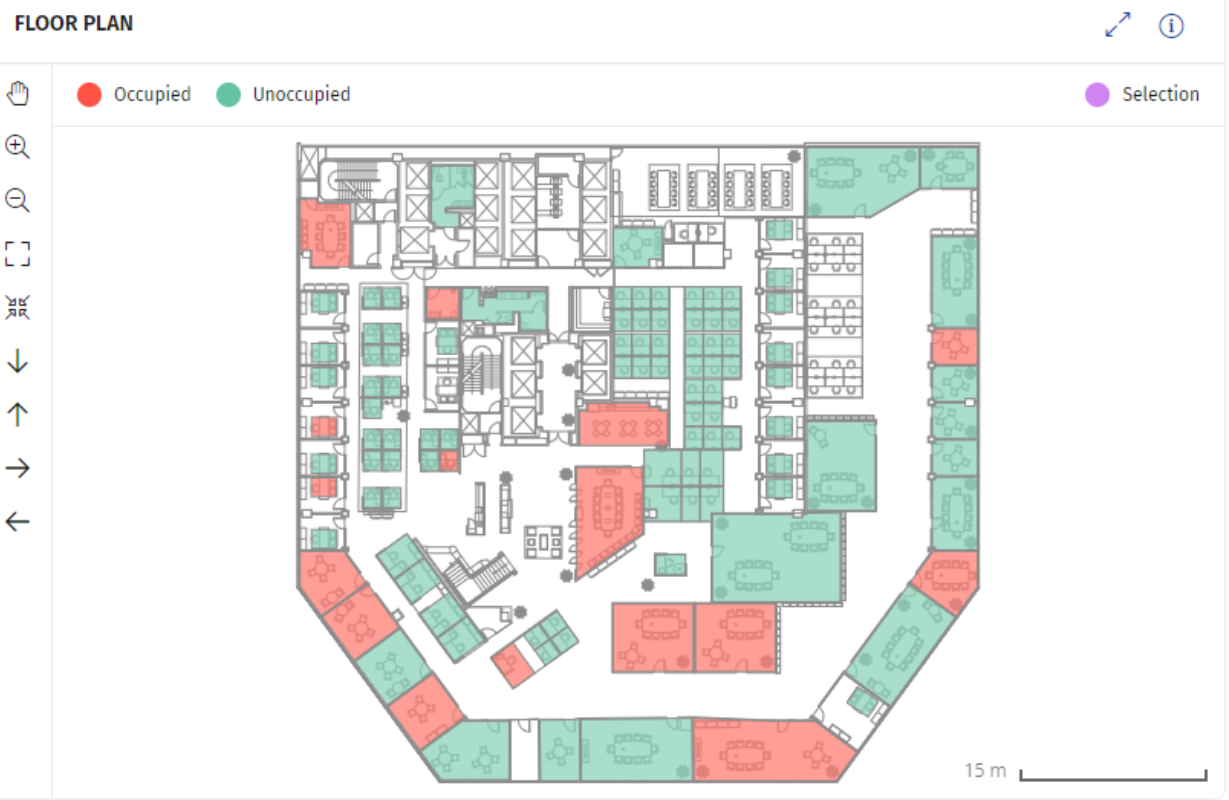
- WWS
- Ground floor
- Space
- Workspace
- Category
- Type

- Occupancy
- Flow
- Utilization
- Environment

Live → Mon 26 February, 2024

SELECTION DETAILS

Floor size	Measured spaces	Measured workspaces	Measured capacity
2720.6 m ²	29	84	307



Benefits

Optimise your real estate investment

- Reconfigure and right-size based on actual use

Improve occupant comfort and wellbeing

- Actively and accurately monitor comfort levels based on Indoor air quality values (WELL certified and RESET compliant)

Reduce building operating costs

- Make better decisions faster. Adjust and improve lighting and HVAC levels. Manage cleaning, catering and other workplace services like security based on actual space use





Why Planon Workplace Insights?

Short time to value

- Our rapid onboarding process means you see the first insights within a few hours

Out of the box

- Predefined views intuitively give answers to common questions, based on almost 40 years of workplace industry knowledge

Easily extendable platform

- Add new IoT connections and employee engagement apps to increase adaptability





‘Real estate portfolio managers and corporate heads of real estate are facing the biggest challenges of their careers: creating occupant friendly, sustainable buildings that don’t exceed their existing operating budget. Planon Smart Workplace solutions helps managers juggle these competing demands by capturing and analysing building data and creating actionable insights for better business outcomes.’

Kas Mohammed, Vice President, Digital Energy, Schneider Electric UK and Ireland

Flexible Sensor Options

Planon as a reseller

Proven occupancy, people counting, people flow, and IAQ sensors and IoT cloud infrastructure from best-in-class partners.

Schneider Electric installs and commissions the hardware.



Proven occupancy sensors and IoT cloud infrastructure from Disruptive Technologies

Self-install your hardware



Proven occupancy sensors in combination with IoT Cloud infrastructure from the Ubigreen platform.

Sensors installed and commissioned by UbiGreen.



Vendor as tech partner

Proven hardware and IoT cloud infrastructure

Arrange your own installation and commissioning

Other 3rd party

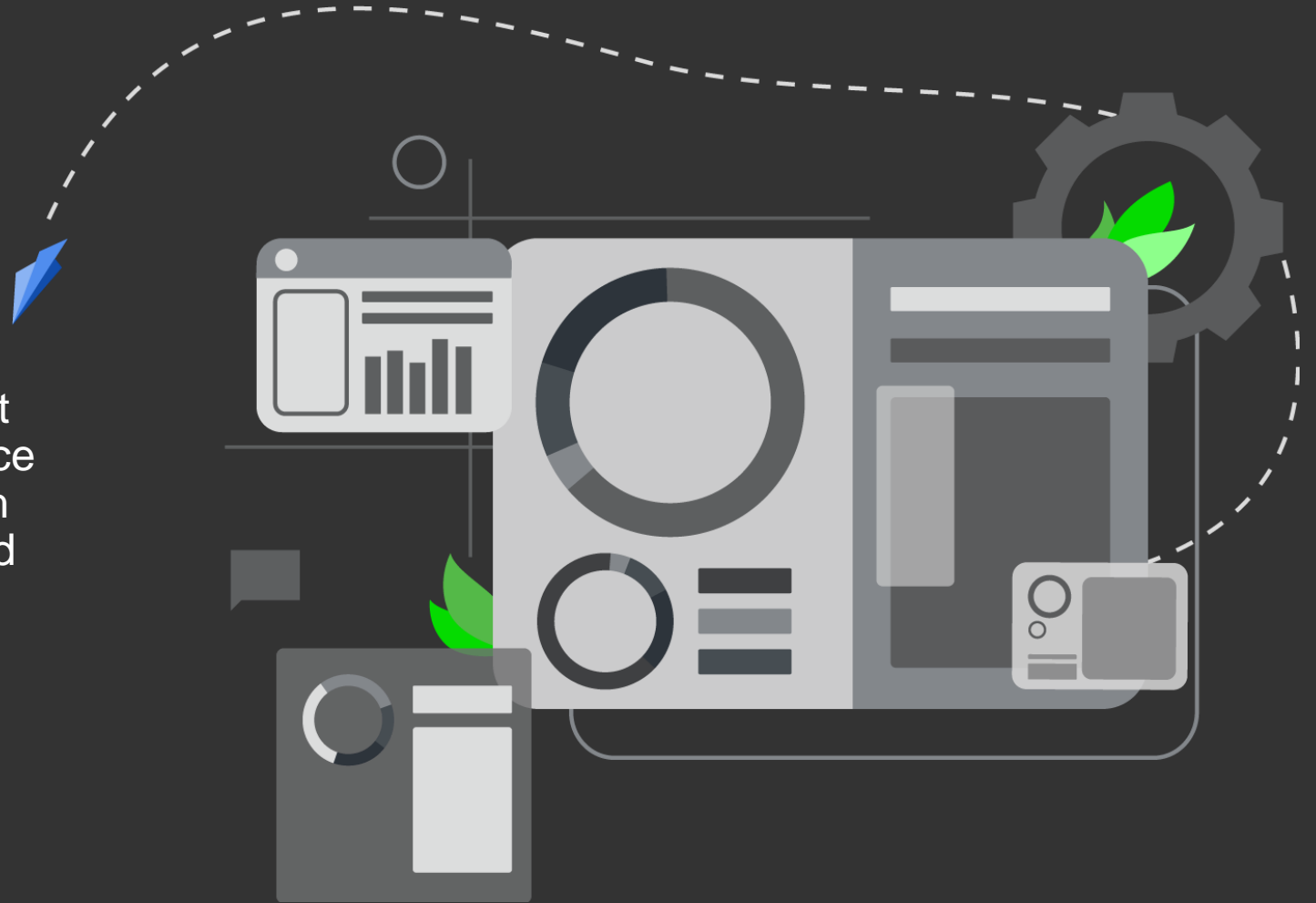
Buy hardware and IoT cloud infrastructure from a vendor of your choice

Arrange your own installation and commissioning

Create your own integration ('connector') app, or ask us to develop one for you

Coordinating spaces and workplaces with an **IWMS**

Planon Integrated Workplace Management Solution (IWMS) includes the domain Space & Workplace Services Management, which helps you to deliver flexible, productive and healthy workplaces. Benefit from the features of Planon Workplace Insights by adding it to your IWMS.



High-Level Solution Overview	Planon Workplace Insights [Stand-alone]	Space & Workplace Services Management [Core]	Space & Workplace Services Management [Advanced]	Space & Workplace Services Management [Enterprise]
Planon Workplace Insights	●	●	●	●
Planon IoT	●	●	●	●
Space Management	●	●	●	●
Moves, Adds and Changes	●	●	●	●
Room and Desk Booking	●	●	●	●
Booking and Facility Services	●	●	●	●
Planon Self-Service	●	●	●	●
Planon Workplace App	●	●	●	●
Access Management	●	●	●	●
Contract and SLA Management	●	●	●	●
Visitor Management	●	●	●	●
Project Management	●	●	●	●
Room Booking & Kiosk Panels	●	●	●	●
MS / Google Calendar Integration	●	●	●	●
Planon Mobile Field Services App	●	●	●	●
AutoCAD Integration	●	●	●	●
BIM Integration	●	●	●	●
Data Export for BI	●	●	●	●

Grow as you go...

Workplace Manager

- Manage space allocations
- Assign seats to employees
- Manage RTO and hybrid working model
- Track space utilisation
- Import & maintain CAD floor plans

Planon Workplace Insights

Building User

- Locate my colleague
- Book a desk or conference room
- Submit & track my facilities requests
- Get up to date workplace news

Reservation Manager

- Manage incoming reservations
- Handle booking rules and policies
- Track and coordinate reservations related services such as catering with other teams

Front Desk

- Manage visitor logs
- Add workplace news
- Track facilities requests
- Track vendors

Planon Space & Workplace Services Management



Thank you!