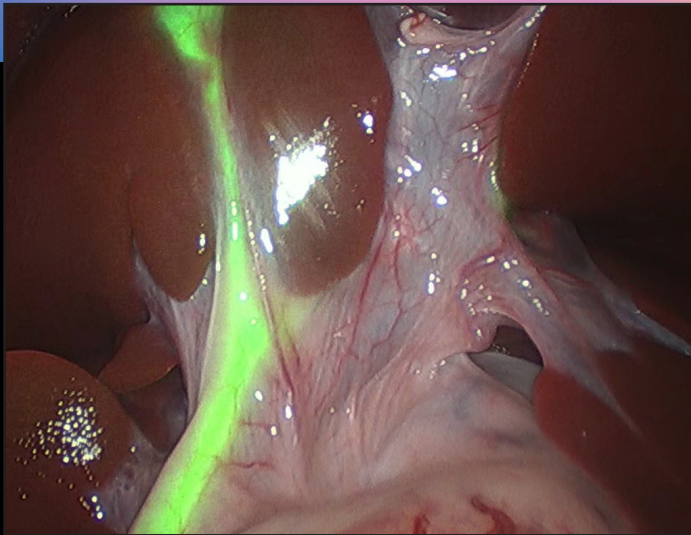


ACTIV SIGHT

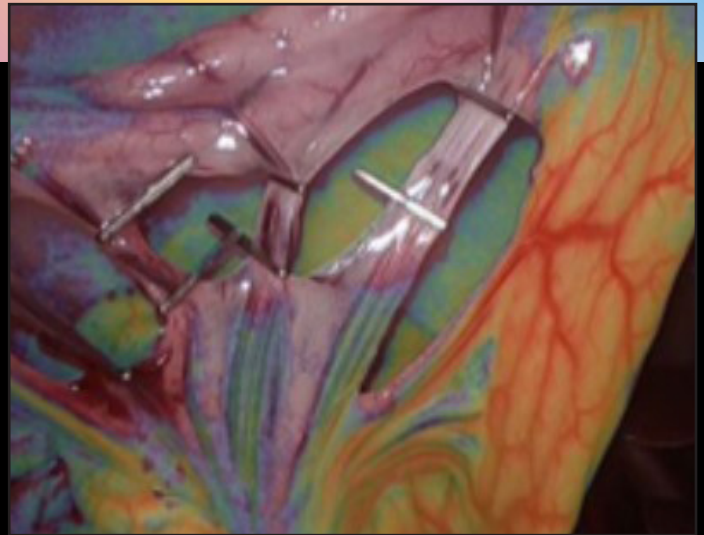
Intelligent Visual Information

Seeing Beyond the Visible

ActivSight™ Imaging Module, with the press of a button, switches between multiple modes of advanced intraoperative visualization with enhanced accuracy and repeatability.



ActivICG™ Mode delivers critical structure visualization equivalent to market-leading Near Infrared (NIR) systems.



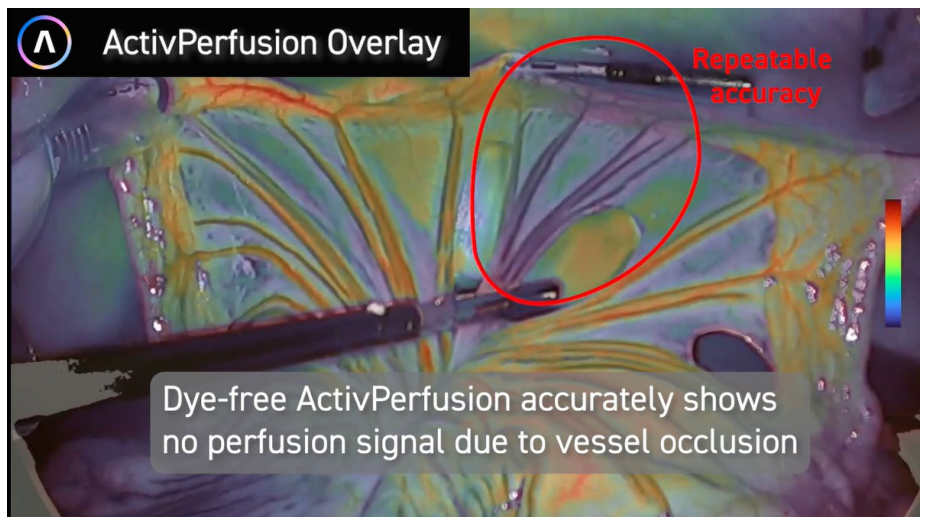
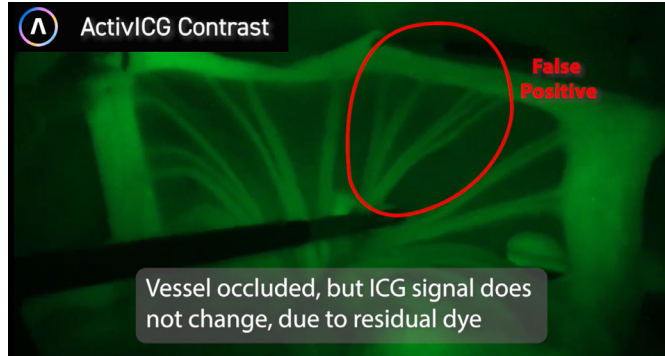
ActivPerfusion™ Mode offers real-time, dye-free blood perfusion data and images for a streamlined workflow and enhanced accuracy.



ActivSight seamlessly upgrades your existing laparoscopic systems

Advanced Visualization

ActivPerfusion Mode is a novel dye-free approach to advanced visualization that avoids the inherent limitations of ICG fluorescence imaging.



Designed to address the most serious, costly patient complications.

Impact of anastomotic leak, a life-threatening complication:

ESOPHAGECTOMY
SURGERY

\$1,198,220 per 100 patients
7-73 additional days per patient

BARIATRIC
SURGERY

\$531,664 per 100 patients
15 additional days per patient

COLORECTAL
SURGERY

\$306,700 per 100 patients
12 additional days per patient

Part Numbers

AS-M001

ActivSight Subscription

VISIT ACTIVSURGICAL.COM OR EMAIL INFO@ACTIVSURGICAL.COM FOR MORE INFORMATION.



©2022 Activ Surgical - All Rights Reserved. Activ Surgical, ActivEdge, ActivSight, ActivInsight, ActivICG, ActivPerfusion and the ACTIV and A logos are trademarks of Activ Surgical, Inc. All other trademarks are the property of their respective owners.
700-00020 Rev C