



# Addend Analytics

ADDING POWER OF DIGITAL TO YOUR BUSINESS..

# Addend at-a-glance

**45**  
Microsoft  
Certified  
Experts

**100+**  
Projects  
completed

Microsoft  
Solutions  
Partner

ISO 9001  
Certified



## Technologies Offered

 <p>Microsoft Dynamics 365 Business Central</p>	 <p>Microsoft Azure</p>
 <p>Microsoft Dynamics 365 Finance &amp; Operations</p>	 <p>Azure Synapse Analytics</p>
 <p>Microsoft Dynamics 365 Sales (CRM)</p>	 <p>Microsoft Power BI</p>



## Why Addend Analytics?

1. Microsoft Solutions Partner - Sharp focus on Microsoft technologies
2. Microsoft Certified Developers and Trainers
3. ISO 9001 certified, with robust processes to ensure quality and timely delivery
4. Developing GDPR compliant solutions



Major Client Locations

Development Centres

# Resource Matrix



Technologies Offered



Resources





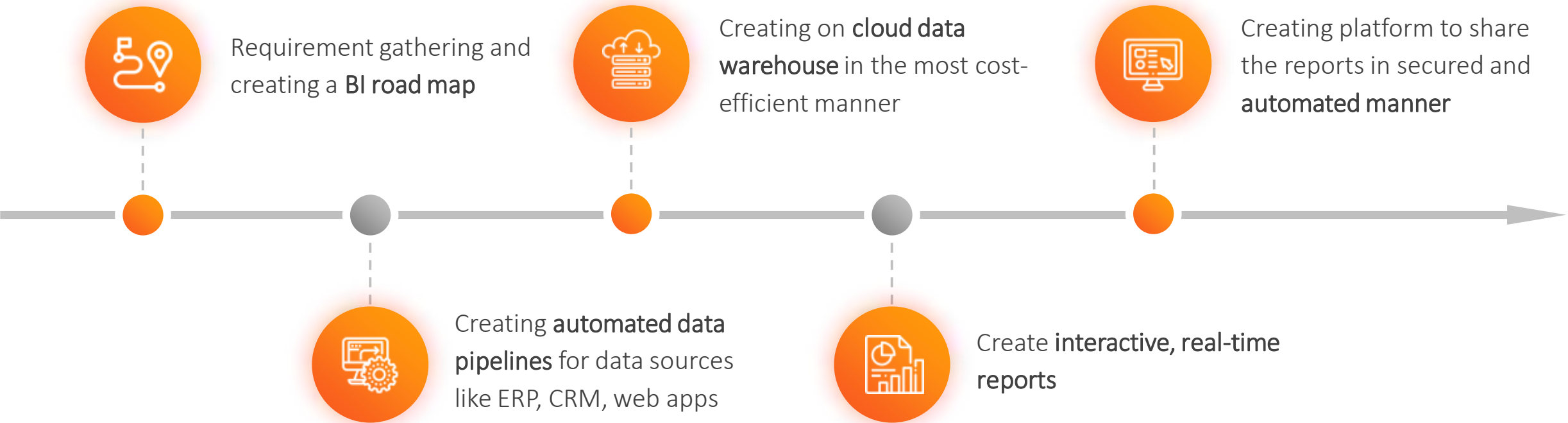
Data  
Analytics

# Service Offerings

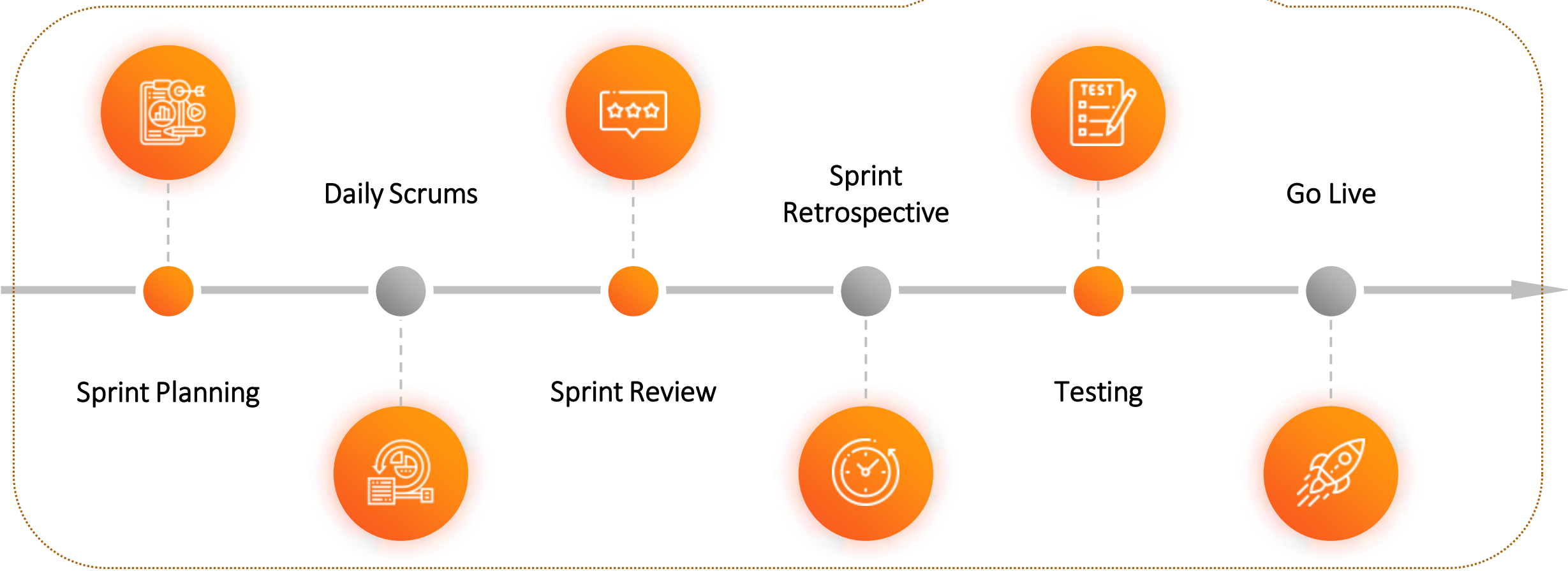
ERP & CRM

Apps  
Development

# Service Offerings - Data Analytics



# Our Agile Project Management Model



# Service Offering – Azure Data Platform and BI




Ingestion

Cleaning and Transformation

Storage and Querying

Analysis

Machine Learning



Azure Data Factory



Azure Data Bricks



Azure SQL DB



Azure Synapse Analytics



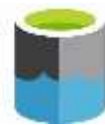
Azure ML Studio



Logic Apps



Azure Data Factory



Azure Data Lake



Azure Analysis Services



Azure Data Bricks



Function Apps



Azure Cosmos DB



Power BI



Azure Storage



# Service Offering – UI/UX and App Development































MICROSOFT

UI/UX

FRONTEND

JAVA

DATABASE

  
Microsoft Azure  
  
.NET MVC  
  
.NET Core  
  
docker  
Ps  
  
Ai  
  
Xd  
  
bootstrap  
  
Sass  
  
.b  
  
ProtoPie  
  
Balsamiq  
React JS  
  
angular  
  
jQuery  
  
HTML5  
  
CSS3  
spring  
  
HIBERNATE  
  
Servlets & jsp  
MySQL  
  
Microsoft SQL Server  
  
mongoDB  
  
PostgreSQL  
  
ORACLE  
  
CouchDB  
  
Azure Cosmos DB

# Service Offerings - Dynamics 365 Business Central



**Migration** from Dynamics NAV / GP to Dynamics 365 BC



**Architecture & Implementation** of Dynamics 365 BC



**Integration** of Dynamics 365 BC and CRM



**Integration** with ISV Applications



# Service Offerings - Dynamics 365 Finance & Operations



**Migration** from Dynamics AX to Dynamics 365 F&O



**Architecture & Implementation** of Dynamics 365 F&O



**Development** of Dynamics 365 F&O Custom Development



**Integration** with ISV Applications



# Service Offerings - Dynamics 365 CRM



Sales, Marketing, Field Service & Customer Service Module expert  
**Dynamics 365 CE**



**Architecture & Implementation** of Dynamics 365 CE



**Custom Solution** Using Power Platform in Dynamics 365 CE



**Integration** of Dynamics 365 CE with External Applications





# Customer Success Stories

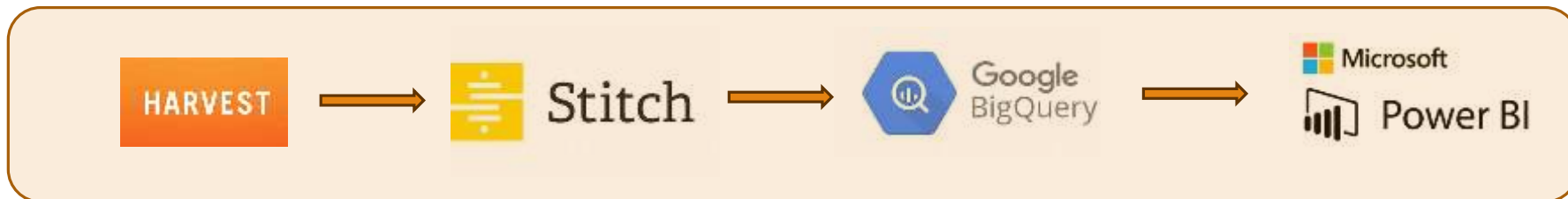
## Azure Data Platform + Power BI

# BI Platform for Marketing Company in Switzerland



Client Size  
(Employees)  
40

- Client – BEE Digital, Switzerland based marketing company which helps clients in their marketing and sales enablement journey
- Business Objective
  - To analyze data coming from time management system (Harvest) and various Google Sheets
  - Analyze performance of the organization and different consultants against the budget
- Solution
  - Created Data Warehouse in Google Big Query
  - Set up ETL process using Stitch Data
  - Developed reports using Power BI
- Technologies Implemented




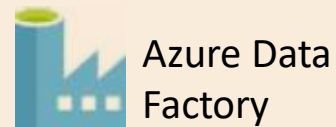



# Data Platform for Non-profit org



- Client – CARE, is one of the largest non-profit organizations in the world
- Business Objective
  - To enable project teams from different countries to upload financial and social impact data in the form of surveys
  - Analyze data coming from surveys to see effectiveness and impact of different projects
- Solution
  - Built a multi-language webapp to validate and upload data
  - Built a data warehouse using Azure SQL DB
  - Developed reports using Power BI
- Technologies Implemented

Client Size  
(Employees)  
7000






## BI Platform for Non-profit org

- Client - Logical Outcomes, Canada based non-profit organizations which helps other non-profit organizations to measure and analyze their performance data
- Business Objective
  - To analyze data coming from various surveys conducted for vulnerable people and immigrants in Canada
  - Analyze performance of low income housing support projects in the USA
- Solution
  - Create master data management system in Microsoft SharePoint
  - Developed reports using Power BI
- Technologies Implemented



Client Size  
(Employees)  
40








# BI reports for manufacturing client


- Client – Ride Designs, a CO, USA based medical equipment manufacturing company
- Business Objective
  - Create BI reports for various performance indicators for the business
- Solution
  - Connected Power BI with Microsoft Business Central ERP and created data model, BI reports using Power BI
- Technologies Implemented




Client Size  
(Revenue)  
US\$ 10 million



Microsoft Dynamics 365  
Business Central



Microsoft



Power BI



# Customer Success Stories

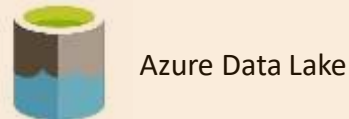

## Dynamics 365



# CRM and BI Platform for a Large Textile Manufacturer

- Client - Momentum Textile, a mid-size textile manufacturer in the USA
- Business Objective
  - To replace legacy CRM system with modern cloud based CRM
  - Build high-performance cloud Data Warehouse as the single source of truth for disparate data sources
  - Develop BI reports
- Solution
  - Implemented Microsoft Dynamics 365 CRM
  - Created cloud Data Warehouse in Microsoft Azure cloud
  - Developed reports using Power BI
- Technologies Implemented

Client Size  
(Revenue)  
US\$ 100 million



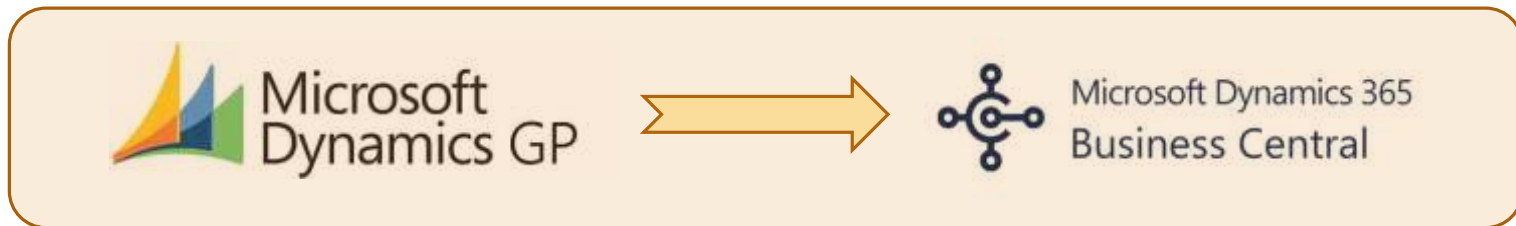


# ERP Migration for a Manufacturing client



- Client – Universal Screens, a Texas, USA based construction materials company
- Business Objective
  - To replace legacy ERP to modern cloud based ERP
- Solution
  - Migrated from Microsoft Great Plains to Dynamics 365 Business Central ERP
- Technologies Implemented

Client Size  
(Revenue)  
US\$ 15 million



# Global Clientele



Manufacturing

Non-Profit

Finance &  
Insurance

Healthcare



Propel 32 Analytics



# Global Clientele – Europe & Australia



Logistics

Consulting

Education

Events  
Management



**SVITZER**



BAIN & COMPANY



Language  
Loop



EXHIBITIONS  
& TRADE FAIRS



# Engagement Models



## Time & Material Contracts

### Short term projects

- Competitive hourly rate
- Detailed weekly timesheet shared for approval

### Full/Part time resources

- Discounted monthly rate depending upon the contract tenure
- You don't pay for vacation, bank holidays, insurance, infrastructure



## Fixed Price Contracts

- Based on the scope of the project, we will be happy to submit a Fixed Price estimate
- We will deliver the project strictly within approved cost and timeline for agreed scope



# Thanks!

Feel free to reach out to us for any query related to Microsoft technologies at

[kamal.sharma@addendanalytics.com](mailto:kamal.sharma@addendanalytics.com)

