

ADVANTECH

StoreVue

Enabling An AIoT Chain Store

Inspection Introduction

AiCS

Vision Enabling an Intelligent City

Product/Service

- Industrial Hardware
- Software Integration
- Big Data Analytics
- Domain Apps

Core Value

- Edge to Cloud Integration
- One-Stop SaaS Service

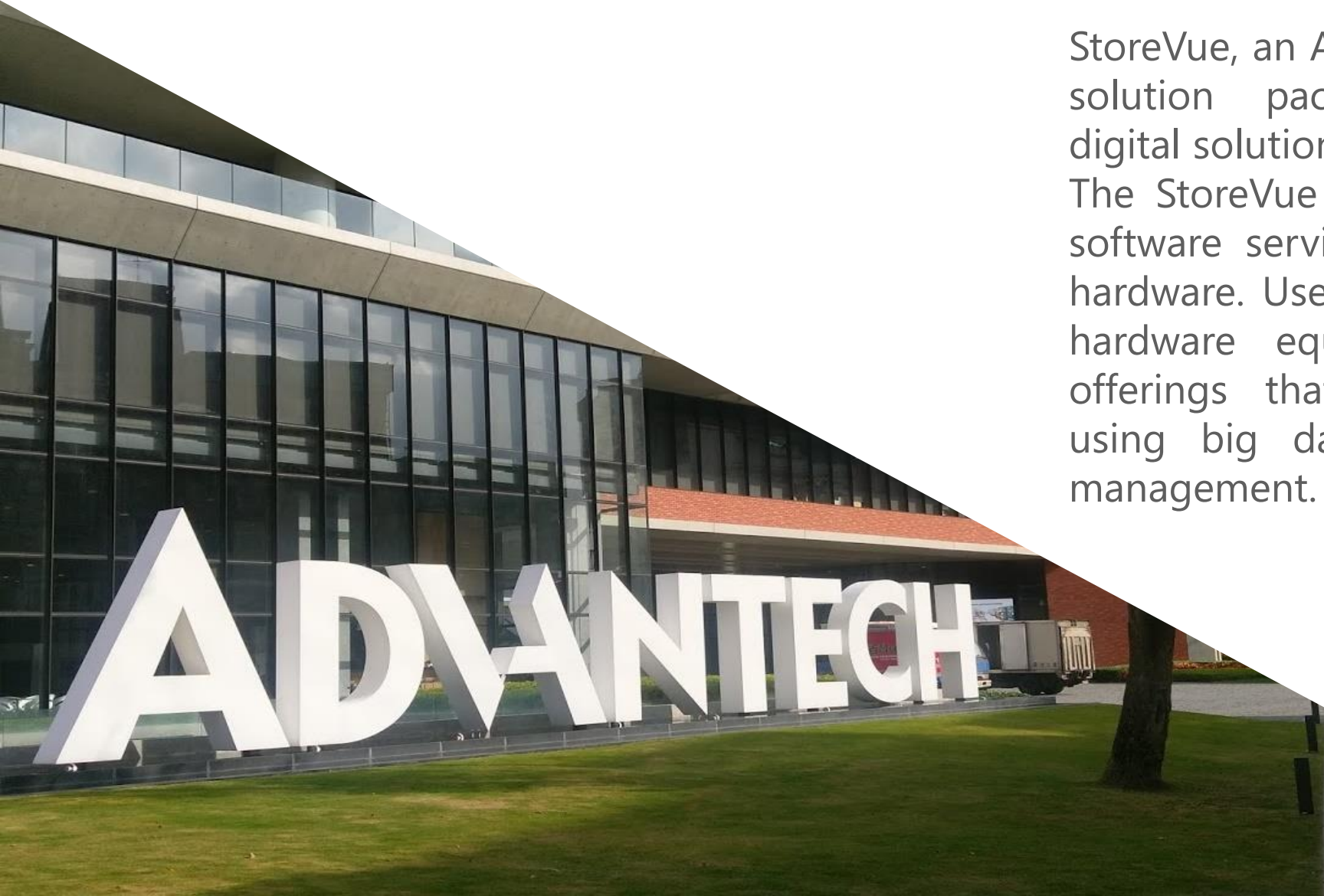
Business Model

- Cloud Subscription
- Global Franchise

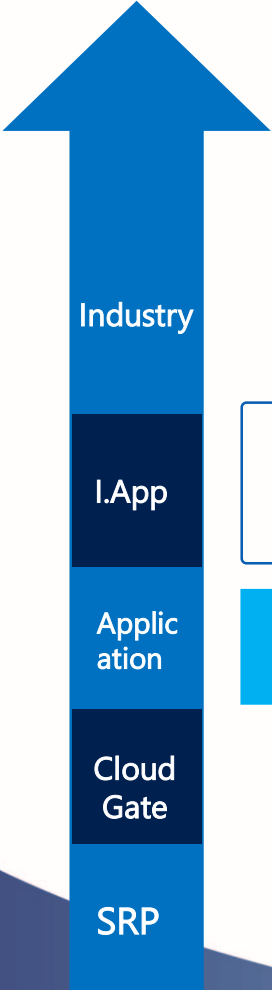
ADVANTECH iCity Services

About StoreVue

StoreVue, an Advantech iCity Services (AiCS) solution package, provides intelligent digital solutions for **retail chains** and stores. The StoreVue platform offers cloud-based software services that support Advantech hardware. Users can enjoy industrial-grade hardware equipped with flexible **SaaS** offerings that deliver business insights using big data to optimize operations management.










Intelligent City Service IoT Platform









Retail & Hospitality

Public Space

						
Brand Chain Store	F&B	Shopping Mall	Hotels	Business Space	Cultural Organization	Exhibition Hall

								
People Counting	Infection Prevention	VIP facial recognition	Interactive Digital Signage	POS and Self-service	Store BI	Attendance	Inspection	Store eSOP

Data Analytics	Customer Interaction	Process Management
----------------	----------------------	--------------------

							
							
Self Ordering Kiosk	POS	Digital Signage	Fisheye Cam	3D Camera	Thermal Cam	NVR	AI Analytics Computer

Core Technology & Competence

01



Edge intelligent Device / Sensors

- Integrated POS System
- Interactive Signage
- Smart Digital Menu Board
- Self-Service Ordering
- IoT Sensors Connected

02



AI Video Analysis

- People Counting
- Heatmap & Path Analysis
- Demographics
- Human Tracking
- Facial Recognition

03



Cloud-based integrated platform

- Store Business Data
- Store Security Video
- Media Content Delivery
- IoT Sensor Data
- Data Visualization & Prediction Model

04



Domain Apps

- Store Manager APP
- Content & Promotion Design Resource
- Management SOP Integration
- Operation Report and KPI Dashboard

5 main services



Completed Planning

1

- ▶ Business Insight
- ▶ Total Solution



Systems Integration

2

- ▶ On-site install service
- ▶ Software/hardware Integration



Data Analytics

3

- ▶ Data analytics by cloud-base
- ▶ Advanced big data analytics



Consultant Service

4

- ▶ Pioneer Consultant of retail markets
- ▶ Marketing Strategies



Maintenance Service

5

- ▶ User Training
- ▶ Troubleshooting
- ▶ Remote / onsite Maintenance service



Chain Store

Pain Points

Chain Store Pain Points

High Turnover Rate

The retail industry has a high turnover rate, it is not easy to recruit new staff, and it also takes time to do the orientation repeatedly.

eSOP

Low Conversion Rate

With the dramatic changes in customer's preference, how to increase the conversion rate is an important topic.

Analytics

POS

Complex Regulations

There are many rules for public safety, information security, and occupational safety, and your employees must make zero mistakes base on them,

Inspection

eSOP

Store Expansion

With the expansion of stores, the farther away from the headquarters, the quality/communication of cadre management becomes more challenging

eSOP

Inspection

Franchise Management

The head office manager must pay attention to the conflict of interest of the franchisee

Inspection

Analytics

Marketing Strategy

Product marketing and promotion need to be considered whether the franchisee staff can cooperate

Analytics

Signage

◀ People ▶

Chain Store Pain Points

Inventory

High inventory causes costs and pressure to scrap; low inventory causes performance loss.

Analytics

POS

Product development

Product development costs are high, the evaluation of initial stage to new products is particularly critical.

Analytics

POS

SOP Control

Sales and service must have full-process supervision to ensure perfect quality

Inspection

Product

Place

High rent

Rents cause pressure, if poor revenue, need to consider whether continue to make losses or close stores

Analytics

User experiences

How to meet consumer expectations? How to make the experience better according to the marketing strategy?

Signage

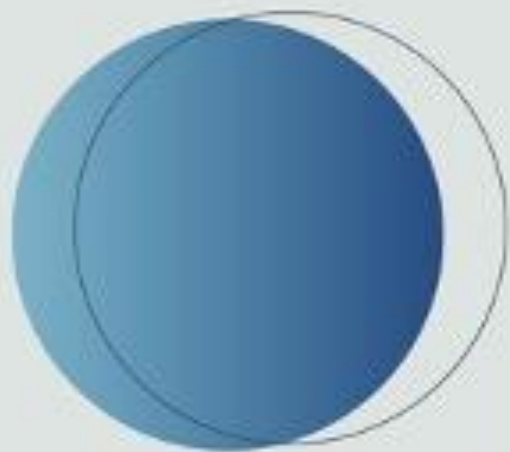
Shopping Area Varied

Competition in the business district is fierce, and its business focus must be adjusted accordingly

Inspection

Analytics

Signage



Why StoreVue

Industrial Applied




Industries



Including retail, catering, department store, 3C and other brands that require store establishment and management.




Telecom Store



Retail



Department Store



Hotel



Reception
Interactive service



Kitchen / Storage
Store SOP



HQ
Operation Analytics



Restaurant



StoreVue Solution Suite Overview

Store Operation & Equipment Management

Ready



Ready



Inspection Suite

Store Inspection On-the-go

- ✓ *Quick deployment*
- ✓ *Affordable price*



Business Analytics Suite

Centrally manage store data

2021.03



Cold Chain Management Suite

Ensuring Optimal Food Safety

2021.02

Customer Engagement

Ready



Digital Signage Suite

Data-driven Precision marketing



Face Recognition Suite

Providing the best experience for VIPs

StoreVue Solution

Smart Inspection



Why adapted Smart Inspection




Cost of communication management

Cost of paper consumption

Cost of PDCA

P: Plan D: Do C: Check A: Action

Personnel expense



Efficiency of shop inspection

Real-time shop status updated


Transparent shop status by video and voice check and recording

Management data

Filed Site



Without Uniform ?



Random arrangement of food?



Cheat on Performance?



With Girl-friend?

Features Overview

01 On Site Inspection

Get rid of paper work. Embrace the real-time inspection result with inspection App.

02 Remote Inspection

Inspect your shop anytime, anywhere by video record.



03 Department Checklists

Created for diverse locations and assigned to various staff according to their position

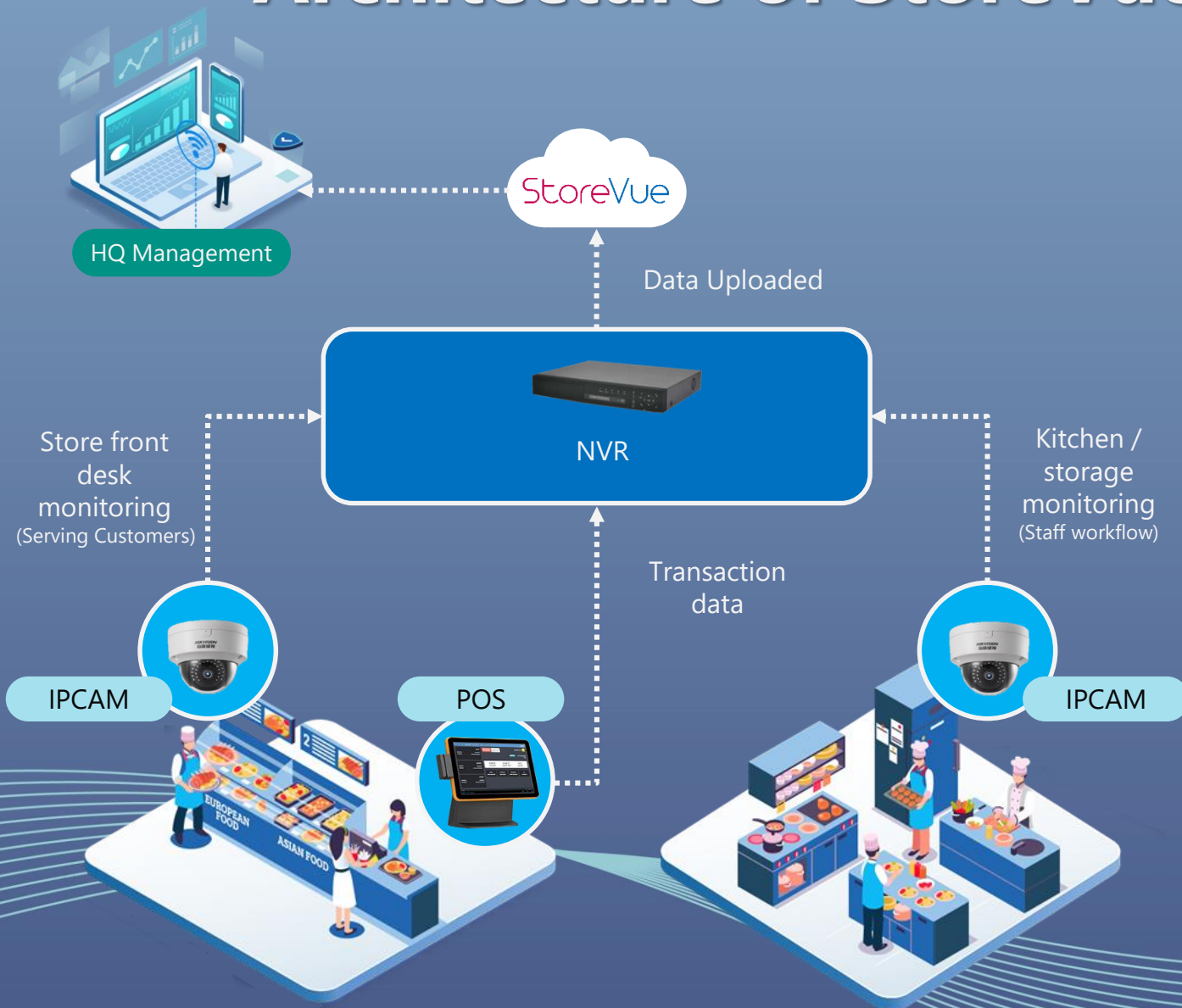
04 Real-Time Reporting

The ability to remotely manage cloud services and report generation as document format.

05 Management Optimization

The inspection results can be collated and quantified to provide a reference for managers assessing store performance and conducting employee appraisals.

Architecture of StoreVue Inspection



Web Management

- Data Analytics
- Event Management
- Inspection Management



App Management

- Shop Monitoring
- On-site Inspection
- Remote-Inspection
- Trouble shooting
- Checking transaction error
- Loss prevention

Management process of StoreVue Inspection



StoreVue Inspection

Remote inspection

On Site Inspection



Inspect your shop in a flexible way, and provide real-time reporting.

Provide complete records by videos and photos.

Department Checklists

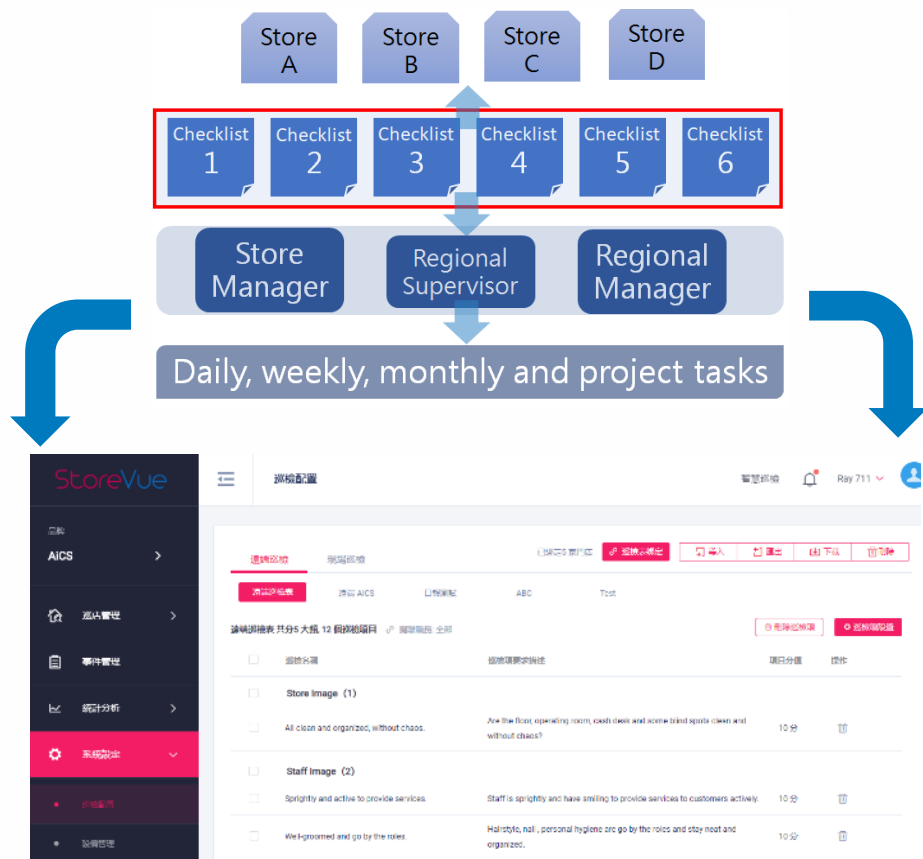


With different situation, like shops, checklists, position and tasks, different inspection needs emerge.

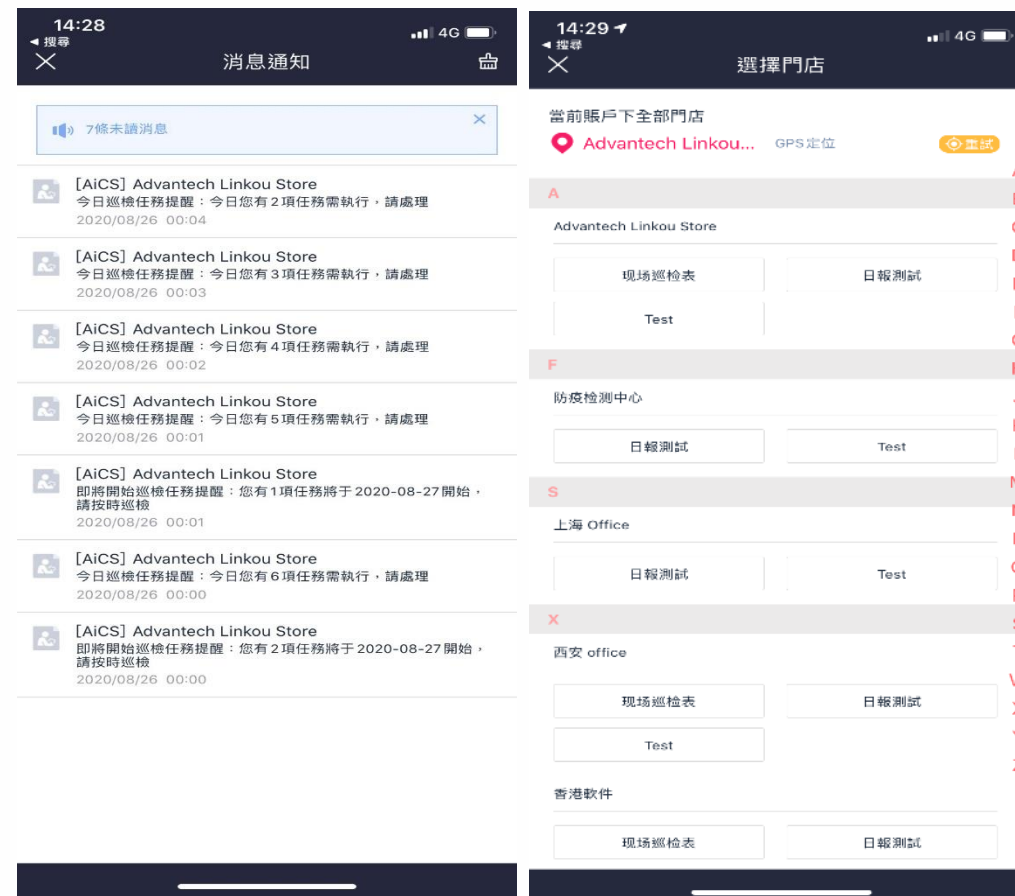


StoreVue provides an easy way to manage, assign, and record inspection

Department Checklists and Schedule management

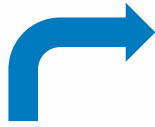


Connect account with different shops, task, position and schedule.



Automatically push the message of inspection tasks for different positions

Inspection Reports



09:46 確認總結 提交

本次巡檢總評

良好 待改善 立即督導

• 本次巡檢建議

abc looks good

• 門店負責人簽名

拍照

巡檢預覽

門店名稱: Advantech Linkou Store

本次得分: 73分 (考評總分100)

項目	單組是否合格	合格	不合格
Store ima...	合格	1	0
Staff ima...	不合格	1	1
Environm...	合格	1	0
Equipme...	合格	1	0
每日門店...	不合格	4	2

不適用項 1個

Clean and tidy path without packed.

巡檢預覽

巡檢得分: 73分 (考評總分100)

項目	合格	不合格
一. 巡檢空間 (4)	1	0
二. 巡檢空間 (30)	3	1
三. 巡檢衛生及人員服務 (14)	1	0
四. 人員服務 (4)	0	0
五. 巡檢形象 (1)	0	0

巡檢預覽

1. 巡檢空間: 5分

2. 巡檢空間: 3分

3. 巡檢空間: 4分

4. 巡檢空間: 5分

5. 巡檢空間: 3分

6. 巡檢空間: 4分

7. 巡檢空間: 3分

More checklist cause more paper and storage expenses, and waste time in searching

Standard Report

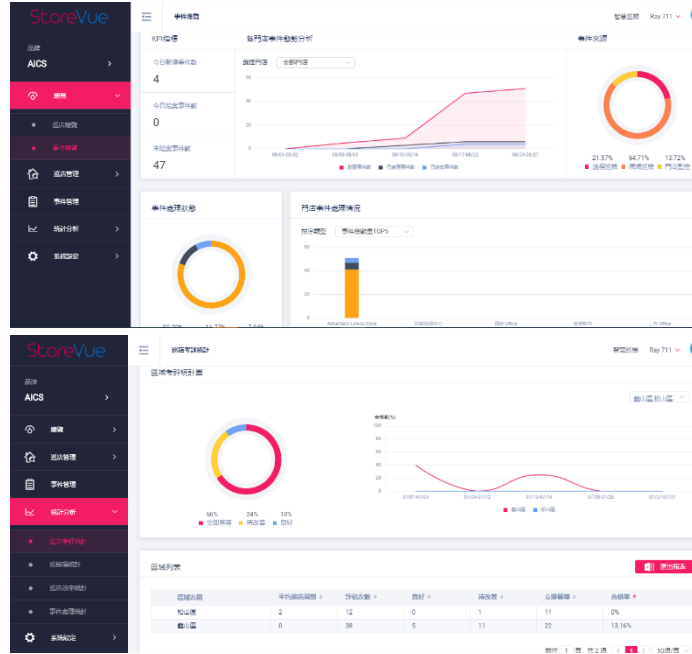
PDF Download

Cloud Storage

Management Optimization



Overview



Statistics and analysis



Accelerate PDCA cycle to optimize management process.

Provide a full range of intelligent management

Successful Reference




Before Inspection : save 333 hours/year without looking for information

During Inspection : save 3.7 thousand of paper and reduce warehouse costs.

After Inspection : save 667 hrs. in data collection, and 10 thousand hrs. in tracking errors.

Save 2000 hours/year



The inspection report can be accessed at any time, and the supervisor's response is more convenient.

With graphics and text, the manager can state clearly.

The improvement track is clear, and the key management is more precise.

Focus on operation KPI