

ENABLING DATA-DRIVEN CULTURE



OUR MISSION

Our mission is to help organizations build a data-driven culture

THE PROBLEM

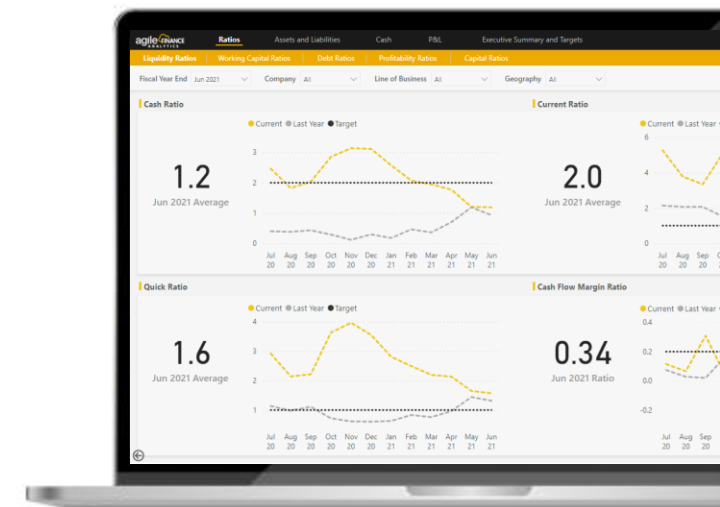
Existing Finance Reporting systems within enterprise businesses do not provide the level of visibility, clarity & actionability needed to make good decisions.

They are not fit-for-purpose, and most of them only cover operational reporting.

THE SOLUTION

We provide tailor-made Finance reporting solutions that enable Finance leaders to make data-driven decisions by transforming data into actionable insights

Our advanced & predictive analytics solutions help you stay ahead of the game.



Agile Finance Analytics is an end-to-end analytics and reporting solution that helps you discover useful financial insights for strategic decision making



Data Platform & Integration



Business Intelligence & Reporting




Advanced Analytics & Data Science


Built by Agile Analytics


Agile Analytics is a specialist consulting firm with teams across Australia, Europe, and the US, and a Microsoft Gold Partner in Data Analytics, Application Integration and Cloud Platform.


With a team of BI experts, data engineers and business SMEs, we consult, design, and deliver tailored data analytics and technology solutions to mid-to-large size organizations across the world.

We have a large partner network to support our clients in different regions and countries including Australia, Asia, Europe, and the United States









Your enterprise solution for Financial reporting.

1. Gather Data

Gathering data can be a frustrating experience. We want to make that straightforward, so we designed our data integration to draw information from internal and external sources that are structured and unstructured. This broad view sets the foundation for effective Health data analytics.

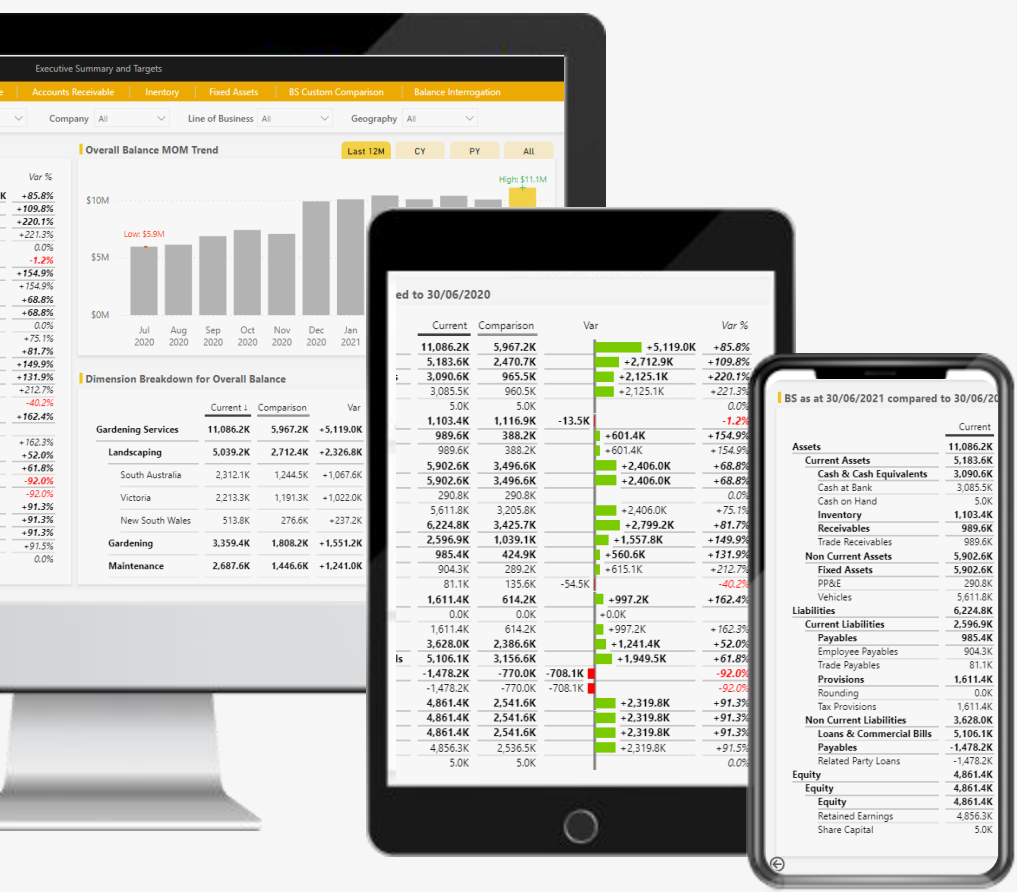
2. Reveal Insights

Reading the data can be tricky. Our expert approach is to bring together the right technology and business/domain knowledge and help to reveal findings and insights in one place. This helps your organisation make data-driven decisions.

3. Take Action

It's all about driving business outcomes. We want to accelerate the implementation and adoption of a winning Healthcare strategy to benefit your organization.

Common challenges we know clients face with Finance analytics.



- Lack of strategic insights:** Users struggle to find useful insights to drive strategic decision-making.
- Low or no integration :** Not all solutions are created equal, and many have difficulty fully integrating into existing systems.
- Low or no visibility:** Lack of clear visibility of different sections of the financial system in one place.
- Poor reporting functions:** Difficulty with reporting functionalities such as grouping of divisions or merging data groups.
- IT support required:** Managing and customizing dashboards often need IT support.
- Business logic changes:** New calculations are not easy to add
- Oversimplified dashboards:** Lack of comprehensive dashboards to view advanced reporting
- No customizable options:** The solution can't be changed to meet your unique needs.
- Implementation time & cost:** Generally long and costly.

What makes Agile Finance Analytics different?

Single reporting environment: All your data in one place.

Fast and easy: Quick deployment, intuitive and easy to learn.

Minimal IT configuration: Easy to set up and low support needed.

Multiple data sources: Data, from all sources, in one view.

Fully cloud-based: No need for new, on-premises software.

Flexible security: Customize and manage what each user can see.

Tailored to your organization's needs (and branding): Build hierarchies and calculations according to your requirements.

Subscription model: Simple and reasonable subscription plan.

Immediate value: See reports with your own data within days!

One reporting dashboard to rule them all!

A 360' View of Your Healthcare Data

One-stop shop for Healthcare

Flexible and Customizable Reports

Simple to customize reports and easy to add your calculations.

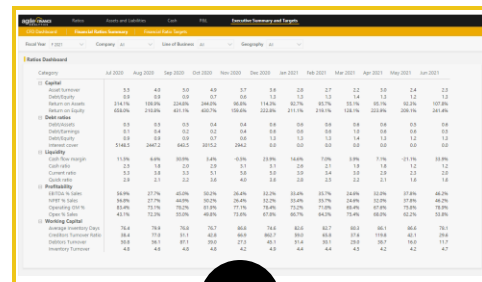
Easy to Use and Manage

Full cloud-based solution, based on Microsoft Power BI.



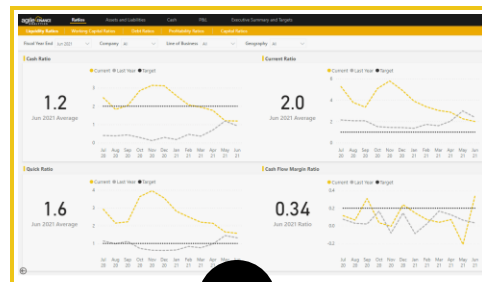
Gain a Full View of Your Finance System

Ratios



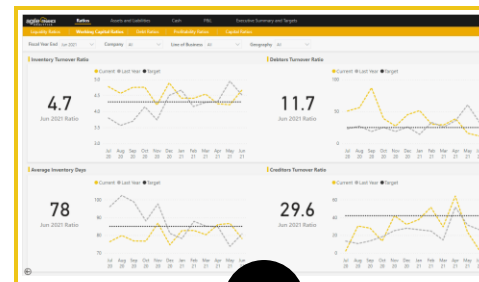
1

Cash Ratios



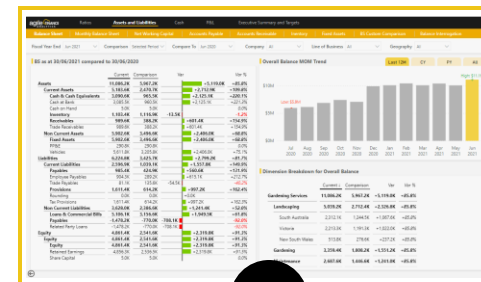
2

Inventory Turnover Ratio



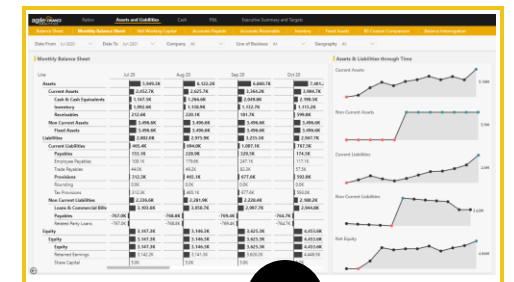
3

Balance Sheet



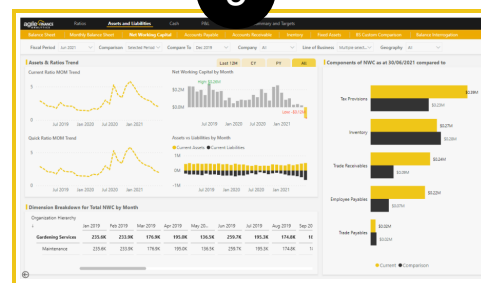
4

Monthly Balance Sheet



5

6



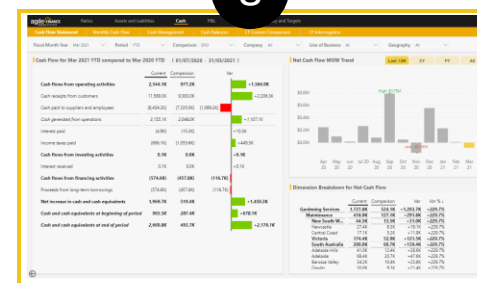
Net Working Capital

7



Inventory

8



Cash Flow Statement

Why Choose Agile Finance Analytics?



No More Complexity!

Our solution utilises easy to access dashboards, making insights readily available from complex data sources.



Full Visibility

Gain a holistic view of the entire Health system with structured reporting across teams.



Strategic Decision Making

Transform data into actionable insights. Help manage patients and Doctors to save time and increase productivity.



Security

Control permissions, protect integrity and respect confidentiality all within the one solution.



Transparency

Get crystal clear and leverage your data to develop new tactics.



Customize

Customize the solution depending on your needs (and brand!) to maximise your business benefits.



INTEGRATIONS

Live data, straight
from your existing
systems

Interactive Reporting with Microsoft Power BI

The Agile Finance solution - built on the powerful Microsoft Power BI - is a self-service business intelligence and reporting tool.

As a drag-and-drop interface you can pull in existing data from multiple sources onto the visualization of your choice.

Hit the ground running by connecting your data with our fully developed solution to make analyzing your financial data easy.

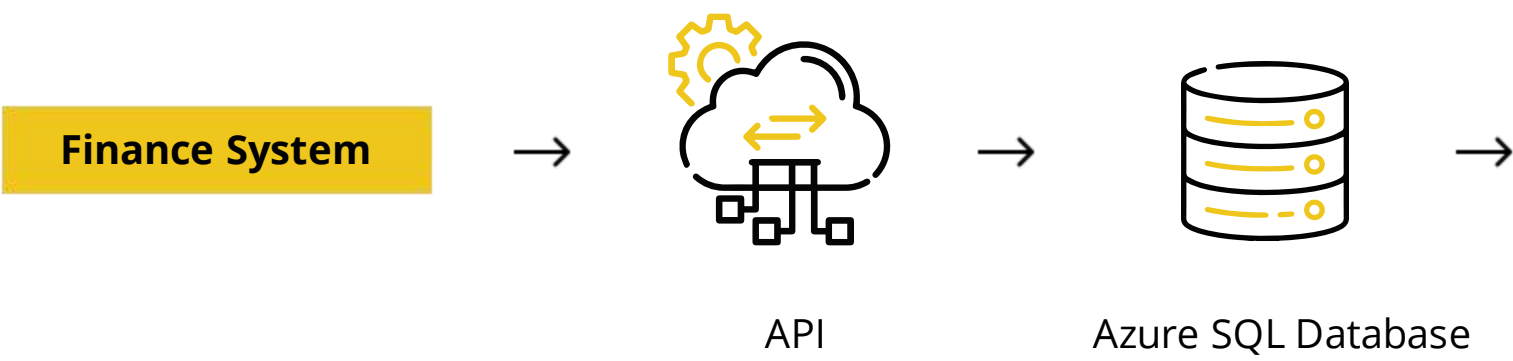


Integration options

Option 1) DPA: digital process automation



Option 2) API / Database Integration





LICENSING OPTIONS & INCLUSIONS

Plans to suit your specific needs

Implementation Steps

Ready to get started?

Once you’ve selected the right plan to suit your organization, we can assist you with implementation in one of 3 easy steps:

Exploration Workshops

Designed to quickly capture your organization’s current state and goals for the future

Assisted Integration & Customization

Allow us to assist and provide consulting and support services for data integration and customization

Ongoing Monthly Support

Set up and ongoing support with a monthly subscription

“They inspired and aligned our team behind a common vision of the outcomes we want to achieve, and the steps we needed to take to get there.”



FAQ

Pricing & Licensing

Q: Is the license fee a one-off cost or on an ongoing basis?

A: The license fee is a subscription paid annually. We also have the monthly direct debit option available.

Q: Is the consulting fee a one-off cost or on an ongoing basis?

A: The consulting fee is a one-off cost. If you require ongoing support, maintenance, and enhancements, a monthly fee can be discussed for a support agreement.

Q: What Power BI license do we need?

A: You need to have Power BI license which comes with Office 356 E5, or you can purchase Power BI Pro license for each Power User (people who will build new reports). You can use Power BI Premium which is a cost-effective option if you have more than 300 end users. We can provide guidance for the best licensing options as part of the implementation. Here is the comparison of the [Power BI license options](#).

Q: What do I need to provide to receive the quote for the implementation?

A: List of the source system(s), data size, required data refresh frequency (e.g. daily, monthly), preferred integration method (DPA, API, or data warehouse), and if you need to create new reports or just to customize the existing dashboards.

Privacy & Security

Q: Will the data be hosted in your environment?

A: No, all data will be hosted in your own environment.

Q: Will data be secure?

A: Yes, in addition to the reports, security at row-level (RLS) will be implemented to enable setting up access for each user/role.

Technology

Q: Is there a dependency on the vendor after the implementation?

A: No. The solution is based on Power BI – which is a cloud-based service by Microsoft. There is no dependency on any other platform or software, but you need to have a Power BI license from Microsoft.

Q: Can we make any changes to the data model, field names, logic, reports, etc.?

A: Yes, you can make any changes that you want with no restrictions from us.

FAQ

Data Integration and Automation

Q: What are the integration options with the data systems?

A: There are 3 options:

- DPA: we use a simple digital process automation (DPA) that will extract data to CSV/Excel files with our pre-defined templates, save them into a cloud-based storage like OneDrive or SharePoint Online, and load them into Power BI.
- Database connection, if you store data in a database or data warehouse, we can connect to it.
- API's integration with Workday, ADP, Dynamics 365, etc.

Q: Which integration option is quicker/more affordable?

A: DPA is a file-based integration that is a simple and quick solution - yet secure and scalable. In this option we use an automated process to extract data in form of CSV from your Healthcare system. This can be implemented within 4-6 weeks.

Q: How easy it is to do the data integration?

A: The Solution comes with instructions on how to do the file-based data integration yourself, to get you started quickly. We can provide consulting services to get your data connected to your source system(s), customize the reports, and automate the process.

Customization

Q: Can we have our own branding?

A: Yes. You may do it yourself if you know Power BI, or we can help you with branding and customization.

Q: Who can do the customization, e.g., adding new calculations and business logic?

A: You can do it yourself if you know Power BI / DAX, or we can help you with that. We will provide you with a list of all data items and calculations as part of the data dictionary so you can review and make updates if required.

Q: Can we change the visualization/reports?

A: You can easily make changes to visuals by selecting different chart types, dragging and dropping the visuals in Power BI. The instruction videos are available. We can also help you with that as part of the implementation.



Get in touch with us.



www.agile-analytics.com.au



info@agile-analytics.com.au



Australia: +61 1300 902 217

