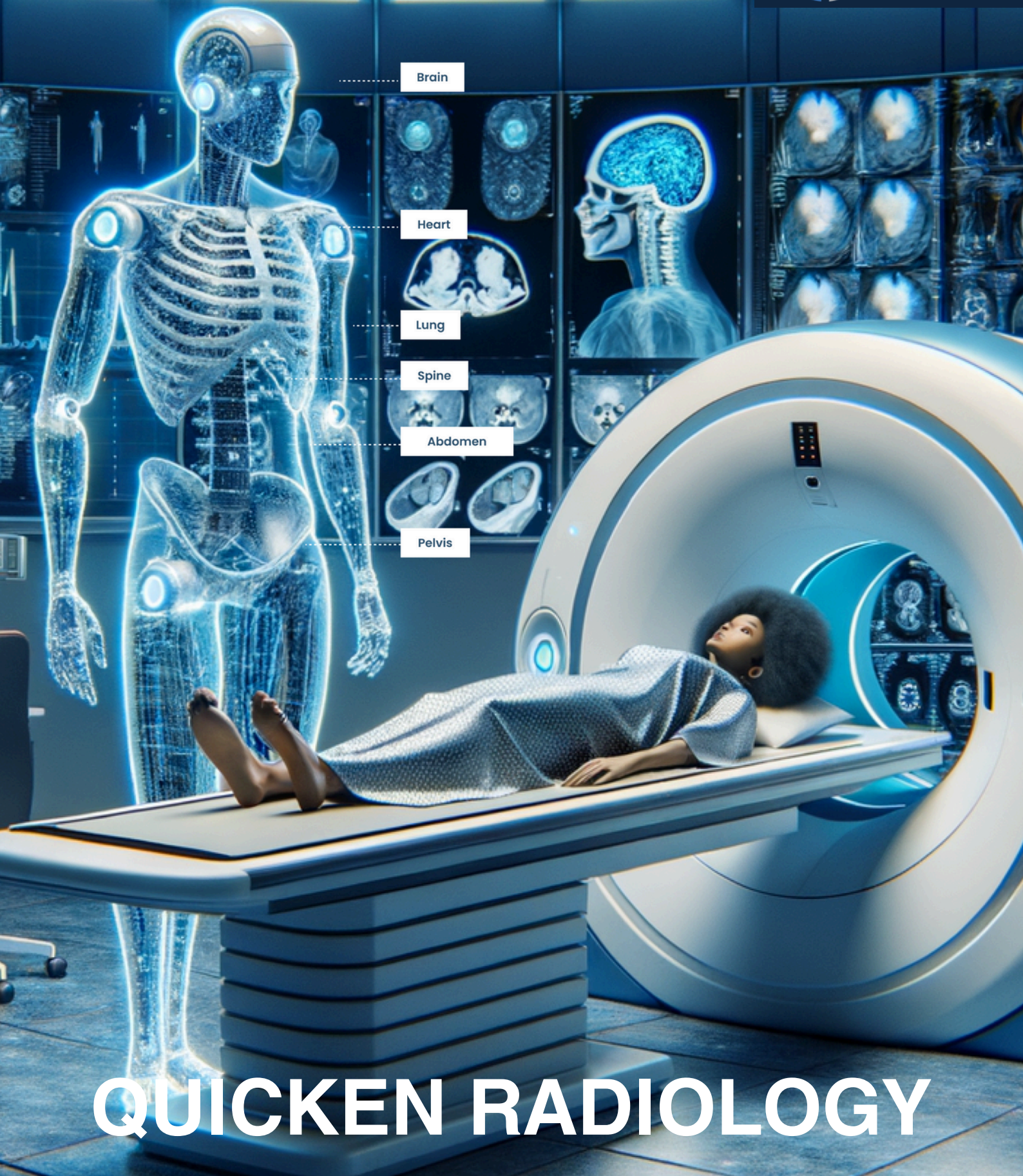


**Medical Imaging made
Faster. Affordable. Effective**



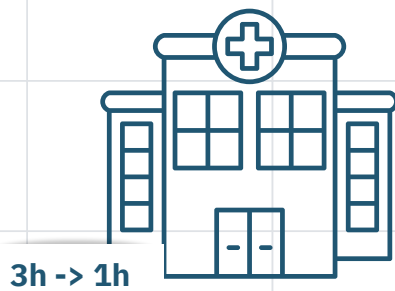
QUICKEN RADIOLOGY

AI driven end to end Radiology solution

<https://www.aikenist.com/>

“QuickSuite” is a “AI Radiology OS”, an end-to-end stack

Time reduced - 10 hrs -> 3 hrs



1. QUICKFLOW

- Optimal Appointment
- Low waiting time



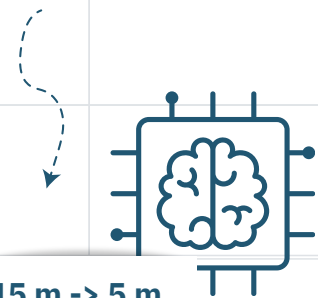
2. QUICKSCAN

- Make scanning faster, safer & more accurate using AI
- MRI: 2x Fast Scan
- CT: Low Dose CT
- 70% better SNR



4. QUICKRAD

- Smart Workflow, Viewer
- Sharing
- AI PACS & RIS
- Easier Communication



3. QUICKDIAG

- Make reporting faster using AI.

QuickFlow

- Better Patient queue management
- Better machine utilization
- Better Scanning Process

Patients



1. Intelligent Appointment and Queue Management with center specific catalogue.



2. Pay online and get walk-in slot



3. Fast scanning and quick report delivery

QuickScan

- 2x faster MR Scanning
- Better Quality Scan



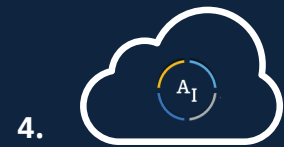
MRI/CT
Patient undergoes MRI/CT scan



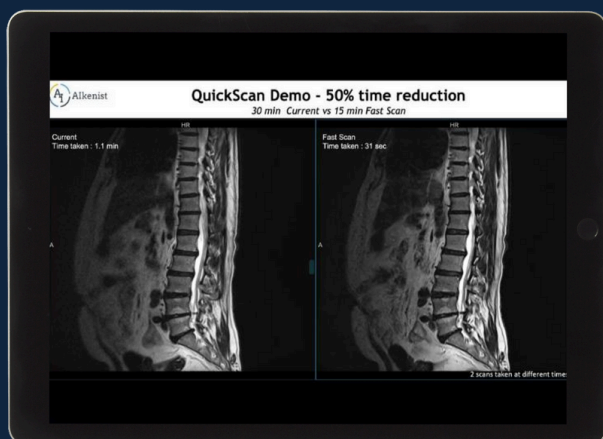
CONSOLE
Collects the patients data from MRI machines/PACS



AIKEN PLUGIN
De-identifies and sends data to Aiken software



AIKEN SOFTWARE
Enhances, Analyses & Generates reports. The scans are pushed to PACS

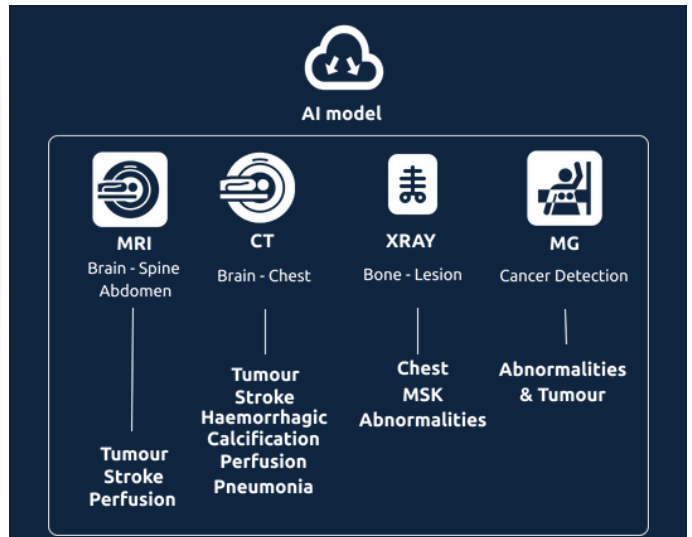


5. AIKEN RENDERER

Radiologist, Oncologist
Radiotherapist can see Enhanced and Annotated scans

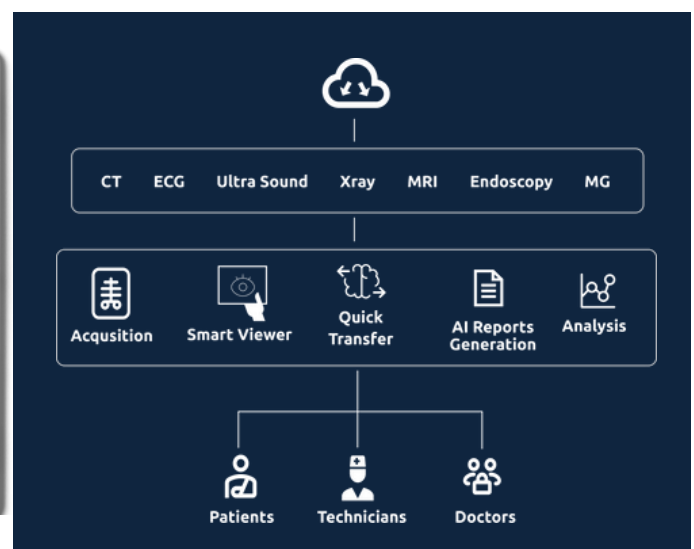
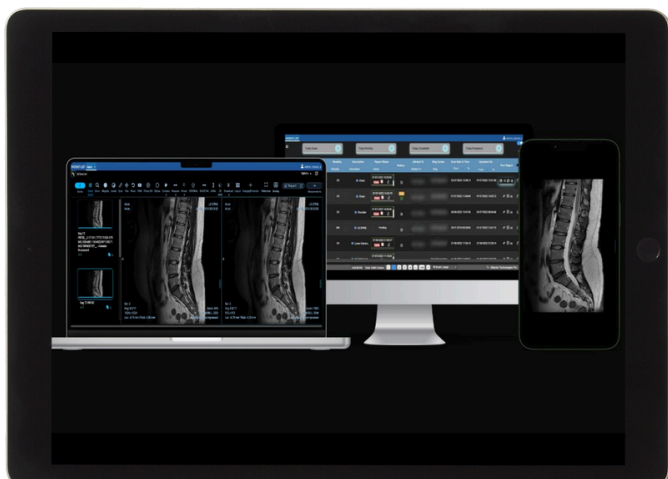
QuickDiag

- Next Gen Reporting and Sharing
- Generative AI based summary generation from reports



QuickRad

- Smart Workflow - Storing, Reporting, Viewing with PACS & RIS
- Modern zero foot print viewer with 3D, Annotation and AI capabilities.



Product Listing

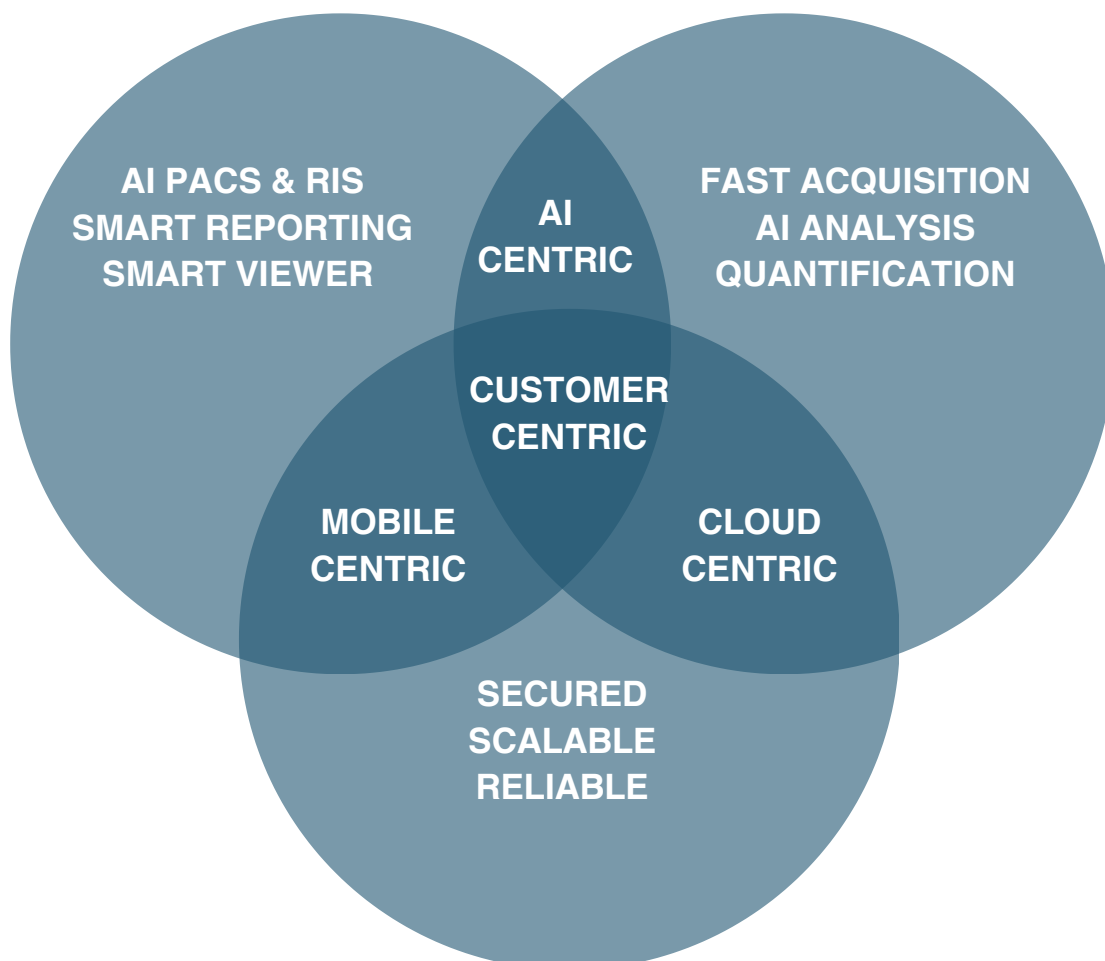


Products	Product Code	Use cases	Modality	Features
Quick Scan	Aiken_QS_MR	Fast Acquisition	MRI	An AI-based MR postprocessing tool designed for both fast acquired or regular scans to enhance scans for denoising, deblurring and super resolution. It is integrated seamlessly with QuickRad.
QuickFlow	Aiken_QF	Billing and Patient Queue Management Systems.	CT, MRI, XRay, U/S, MM, NM	Integrated online/offline billing with RIS, patient portal for appointments and scan/report access. Supports various modalities, offers analytics, and voice reporting with diverse templates.
QuickDiag	Aiken_QD_Stroke_MR Aiken_QD_Stroke_CT	StrokeSuite	Brain MRI, Brain CT	AI-enabled analysis for detecting and quantifying abnormalities including infarcts, tumors, hemorrhages, and FLAIR-DWI mismatches. Provides perfusion analysis for CT and MR imaging, enhancing diagnostic accuracy.
QuickDiag	Aiken_QD_Onco_Chest_CT Aiken_QD_Mammo Aiken_QD_Chest_XRAik en_QD_Onco_MR	OncoSuite	Brain MRI, Brain CT, Mammo, Chest XRay, Chest CT	AI based analysis to detect and quantify abnormalities for tumor, nodules
QuickDiag	Aiken_QD_MSK_XR Aiken_QD_Chest_XR	XRaySuite	Chest XRay, MSK XRay	Detects fractures and Chest abnormalities.
QuickRad	Aiken_QR_PACS	AI PACS	CT, MRI, XRay, U/S, MM, NM	Modern web-based PACS with Zero Foot Print Viewer, AI hosting, hybrid cloud/local, secured, distributed, scalable, and multi-cloud support. Comprehensive user management, redundancy, RIS integration, DICOM support and non DICOM support, anonymization, and low-bandwidth optimization.
QuickRad	Aiken_QR_Workflow	Work Flow	CT, MRI, XRay, U/S, MM, NM	Multi-modality upload, auto radiologist allocation, reporting with digital signature, status tracking, TAT monitoring, bookmarking, peer review, invoicing, search/filtering, and sharing via WhatsApp/SMS/Email. Longitudinal record tracking, chat, multi-viewer support, MIS analytics, custom templates, AI triage, emergency tracking, and audit logs.
QuickRad	Aiken_QR_Storage	Storage	CT, MRI, XRay, U/S, MM, NM	Hot Storage, Archival Storage Local Backup and Retrieval Meta data storage MLOps enabled
QuickRad	Aiken_QR_Viewer	Viewer	CT, MRI, XRay, U/S, MM, NM	PET-CT Fusion, mobile reporting viewer, full-fledged viewer with cross-platform/browser support, ROI tools, auto spine labelling, 3D MPR/MIP/VR Aiken Viewer, previous study tracking, multi-specialty support, measurements tracking, key image, print, copy image to report, comparison, annotation, hanging protocol, multi-window support.
QuickRad	Aiken_QR_Reporting	Reporting	CT, MRI, XRay, U/S, MM, NM	WYSWYG Pro reporting, PDF conversion, MS Doc integration, predefined templates, custom templates, previous reports access, AI-powered smart reports, Report Pro version with Google search, audio recording, speech-to-text, and voice search support.

QuickRad	Aiken_QR_Patient Portal	Patient Portal	CT, MRI, XRay, U/S, MM, NM	Patient registration Book appointments Pay for scans and Tests Rebooking, View current and previous scans and reports
QuickRad	Aiken_QR_RIS	RIS	CT, MRI, XRay, U/S, MM, NM	Supports HL7 and API based integration with HIS Multi Modality support Reporting integration Analytics support Auto registration of Patients with MWL Sending Report to HIS
QuickRad	Aiken_QR_3DVR	3D Viewer	CT, MRI, XRay, U/S, MM, NM	S3D Volume Rendering Zero Foot print Bone Removal Vessel Analysis CT Coronary Analysis

- Additional storage cost beyond specified duration apply.
- Additional charges per scan beyond specified flat limit.
- Enquire contact@aikenist.com for pricing.

Features



About



Aikenist's QuickSuite utilizes AI tools to reduce radiology time upto 70% from appointment to treatment. QuickSuite comprises QuickFlow to shorten appointment times, QuickScan to reduce scanning durations, QuickDiag to expedite diagnostics, and QuickRad to hasten reporting. We also offer a diagnostic center OS to streamline operations and enhance patient satisfaction.



Our commitment to international standards ensures top-notch quality in every aspect. With our ISO certification, you can trust in our unwavering dedication to excellence as we strive to exceed your expectations.

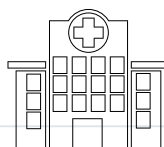
Few of the Compliance



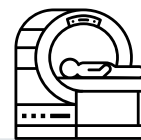
Hosting



Hundreds of installations in



Hospitals



Diagnostic Centre



Pharma

<https://www.aikenist.com>

INDIA . US. UAE

+91 7560898983

contact@aikenist.com

[Bangalore](#)

<https://www.linkedin.com/company/aikenist/>