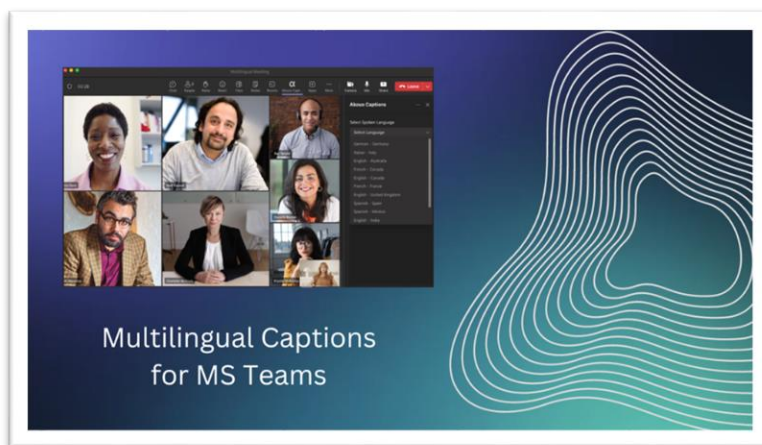


Akouo AI Multilingual Captions (AKC)

Product Data Sheet

Product Description

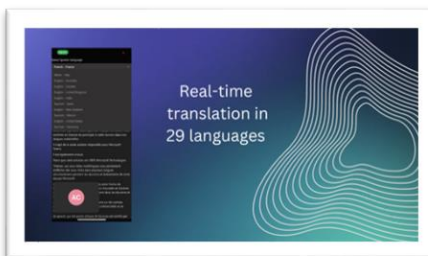
Akouo Ai-powered Multilingual Captions is a 100% Microsoft-technologies solution that makes your meetings seamlessly multilingual. Akouo Captions allows people to participate in a Microsoft Teams meeting in the language of their choice; all other spoken languages are rendered in the selected language in real time.



Akouo Captions provides seamless multilingual communication.

Features

- Interactive, bi-directional communication for all participants
- Support MS Teams desktop and mobile applications
- Supports 29 languages simultaneously
- Unlimited participants (c.f. [Microsoft Teams participant limits](#))
- Intuitive and user-friendly interface
- Supported languages: Arabic, Danish, German, English, Spanish, Finnish, French, Hindi, Italian, Japanese, Korean, Norwegian, Dutch, Polish, Portuguese, Russian, Swedish, Chinese, Czech, Turkish, Vietnamese, Thai, Hebrew, Welsh, Ukrainian, Greek, Hungarian, Romanian, Slovak
- 100% Microsoft Technology stack



System Requirements

- Microsoft Teams (Business license)
- Akouo Captions must be authorized in your Microsoft tenant



Security & Confidentiality

Please visit: <https://learn.microsoft.com/en-us/microsoft-365-app-certification/teams/akouo-technologies-inc-captions?pivots=general>

Microsoft Marketplace Transactable Offering

Akouo Multilingual Captions is available through the Microsoft Marketplace and can be purchased through regular Microsoft channels as well as part of your annual Azure subscription.

Akouo Captions Pricing EUR

	Monthly Subscription	Total Monthly Minutes Included	Cost of Extra Minutes (per language)
Business	€ 100	180	€ 0,60
Corporate	€ 350	720	€ 0,50
Enterprise	€ 1200	3000	€ 0,40
Institution	€ 2500	9000	€ 0,30

Consumption is counted per language so a 20-minute meeting in 2 languages (English and French) is counted as 40 minutes.

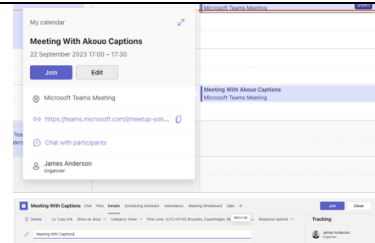
Akouo Captions User Guide

Create your meeting or Webinar in **MS Teams**

Calendar


Save

Select meeting and click on **Edit**

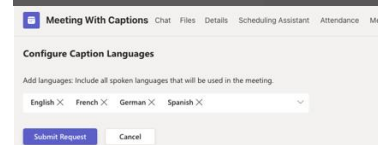


In the top bar of the meeting window, click on **+** to **Add a tab**

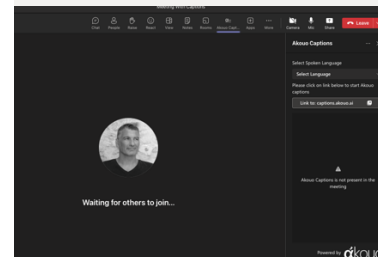
Search for **Akouo Captions** and add to meeting



When the Akouo Captions tab opens, add the languages that you require and hit **Submit Request**

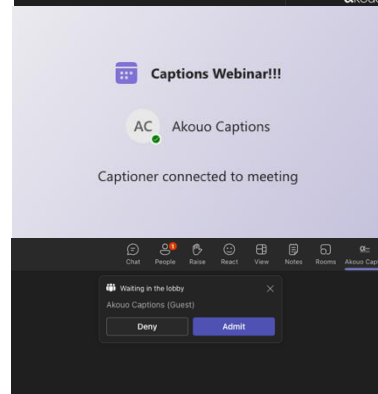


Start your MS Teams meeting, open Akouo Captions and click on: **captions.akouo.ai**



A browser window will open. N.B. If you encounter an error message, please refresh the page. This browser page must remain open at all times for Akouo Captions to function.

Allow Akouo Captions into the meeting.



You can select the language that you will **SPEAK** in. Please note that Akouo Captions expects you to **speak the language that you have selected** so you must speak in the same language you have selected for captions.