



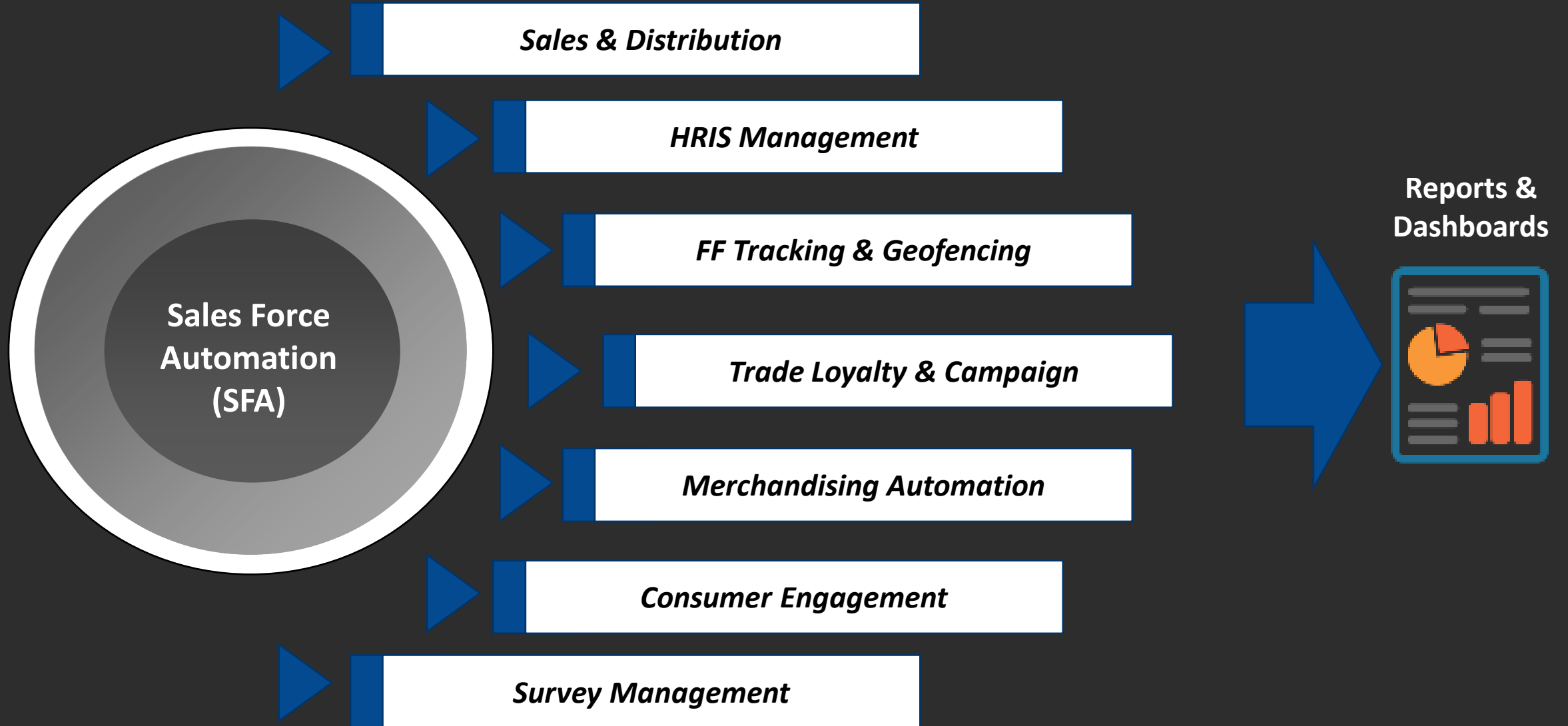
# **APSIS SOLUTIONS LTD**

**ISO Certified Company**



**Your Digital & Innovation Partner**

# Sales Force Automation (SFA)



# Sales & Distribution (S&D)

The biggest S&D automation platform in Bangladesh!!

Outlet	FF	Sales Call/Day
850K +	12K +	375K +

## Features:

- Ability of operating in both online & offline mode.
- Auto sync with pre-set PJP
- Automated stock upload/entry
- Sales order capturing
- Delivery/Sales confirmation
- Real time stock status
- Invoice/Memo printing
- Sales Rep monitoring through Supervisor application
- Stock management system



This is the core module of SFA solution

# Sales & Distribution (S&D) - Features

## Day Beginning




Auto sync with pre-set PJP



Automated stock upload

## During the Sales Call



Sales Order capturing



Delivery/Sales confirmation



Real time on hand stock status



Invoice/Memo printing

## Day Closing



Cash submission according to the sales report



Remaining stock return to warehouse according to on hand stock report

# HRIS Management

HRIS is a separate module which is integrated with SFA solution



- Employee profile management

**Employee directory**



- Field Force Attendance through PDA or biometric device.
- Leave management

**Attendance & Leave**



- KPI setting and assessment
- Performance assessment

**Performance**



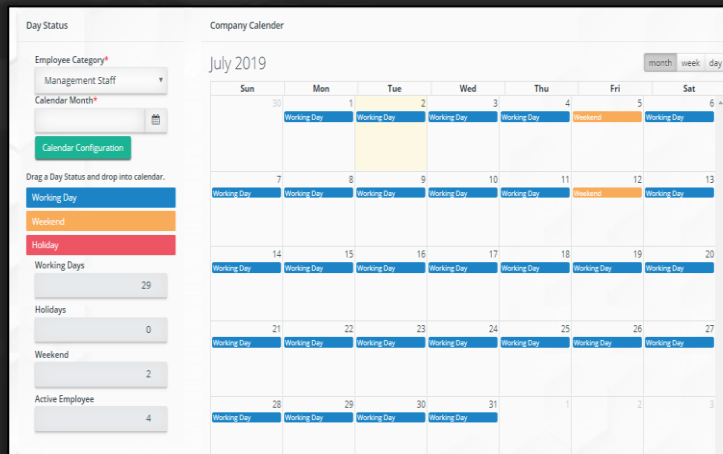
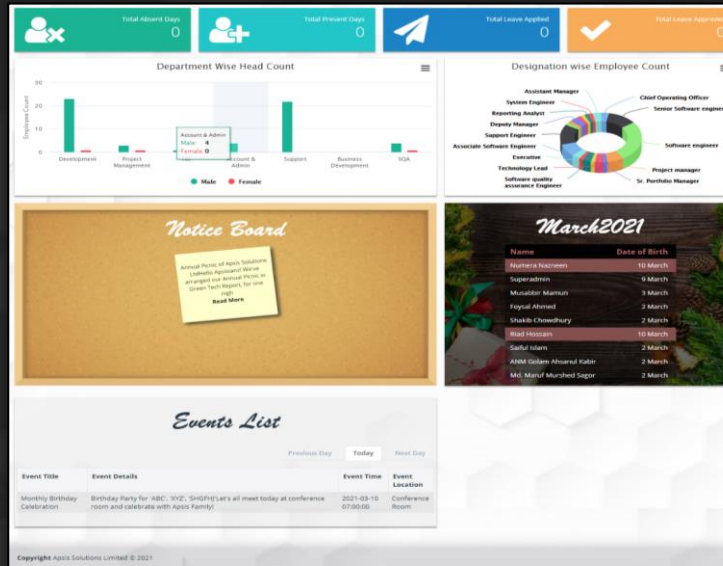
- Salary calculation
- Salary sheet generation

**Payroll**

# HRMS & PAYROLL

## Features:

- Company wise Organogram
- Employee directory
- Employee/Admin Dashboard
- Recruitment
- Employee profile management
- Self Service portal
- Probation management
- Employee Tax
- Working shift management
- Attendance & Leave
- Payroll Management
- Employee loan/Advance
- Performance evaluation
- Transfer & Separation
- Increment & promotion



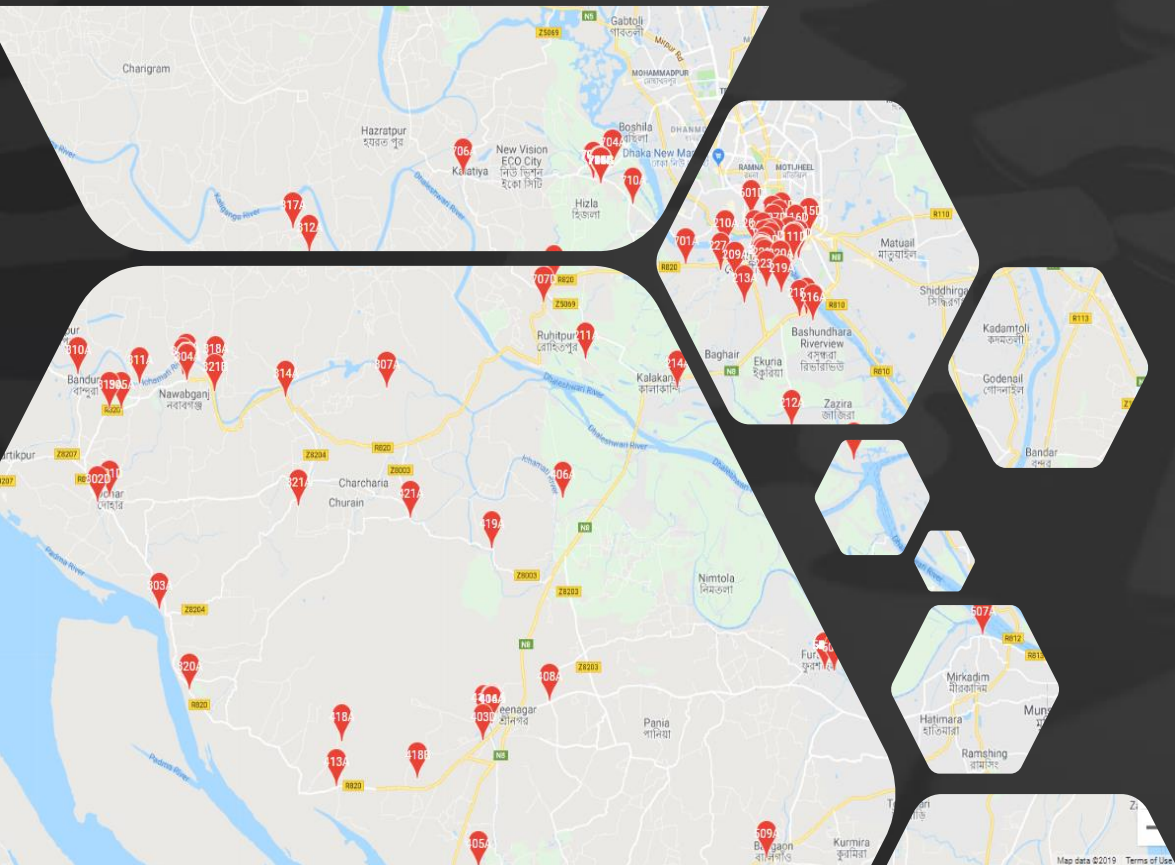
The form displays employee information for a demo employee (ID: 1000000). It includes fields for Personal Information (Name, Email, Address, etc.), Employee Information (Designation, Department, etc.), and a section for Employee Information (Name, Address, etc.).

The form displays employee leave entry information for a demo employee (ID: 1010). It includes fields for Employee Code, Application Type, Leave Type, Leave Date, and Leave Days. Below the form is a table showing the 2019 Leave Summary.

Leave Types	Entitled Days	Enjoyed Day	Balance Days
Casual	11	2.0	9
Earn	0	0	0
Festival	12	0	12
LWP	180	0	180
Sick	14	0	14
SLP	180	0	180
Total	397	2	395

# FF Tracking & Geofencing

Field Force Tracking and Geofencing has the following major features



## FF Tracking



Outlet Level Real time  
Sales tracking



Real time insights



Savings in back-office  
time



Route Plan Adherence

## Geofencing

Outlet geo tagging

By location dynamic  
radius setting

Manual overriding &  
tracking

Sales control by  
Geofencing



# TRADE LOYALTY PLATFORM

1

## Customer Database management

- Customer profiling based on pre-set criterion.
- Customer's basic information management
- Customer's family information
- Customer Geo location validation

2

## KPI management

- Set quantitative and qualitative KPIs for customers
- Track achievement against set KPIs.
- Slab based reward management

3


## Message communication

- Campaign message communication through application
- AV Communication
- Visual communication

4

## Field Force call management

- Track Field Force call reports
- Supervisor's verification reports
- Field Force Live Tracking





# TRADE LOYALTY PLATFORM (CONT.)

5

## Customer Reward management

- Customer Gift requisition
- Slab based gift item selection
- Point management
- Point redemption through reward
- Reward receipt verification though 2FA authentication.

6

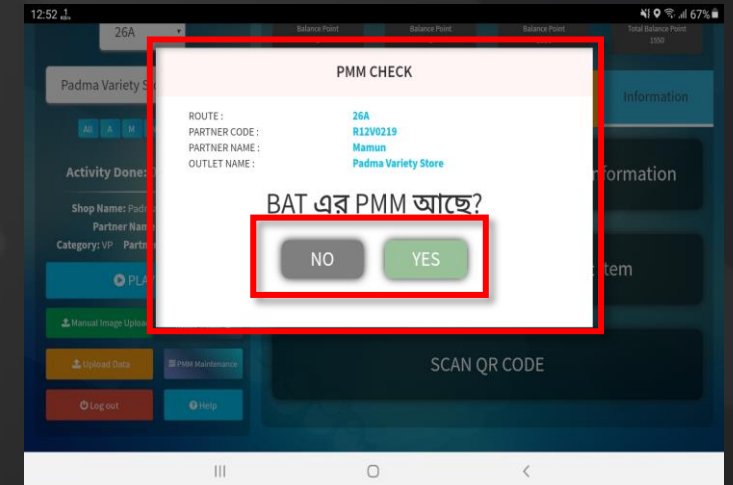
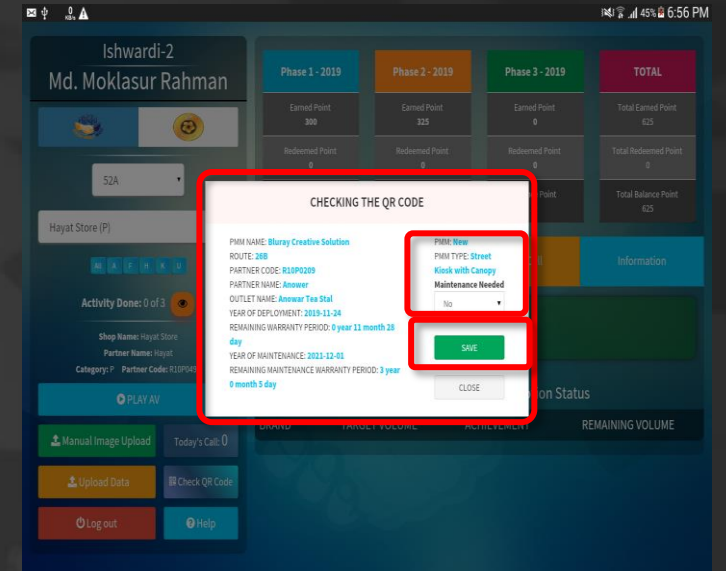
## Sales performance analysis

- Customer's regular by SKU sales trend analysis.
- Identify the strength area
- Target vs achievement status with remaining target

7

## Asset management

- QR Code based asset information pop up.
- Identify wrong QR code
- Asset maintenance status check



# MERCHANDISING AUTOMATION

Merchandising Automation helps to track the Merchandising activity at the outlet level along with Merchandiser tracking and material

Field Force Tracking

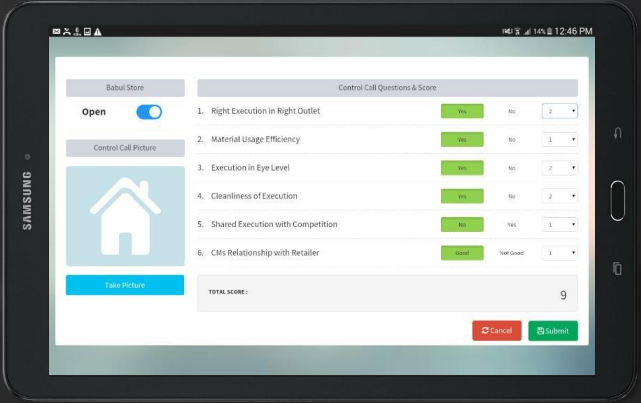
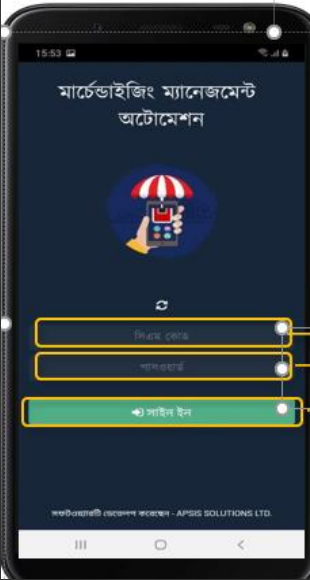
Pre-Execution image capturing

Update material information

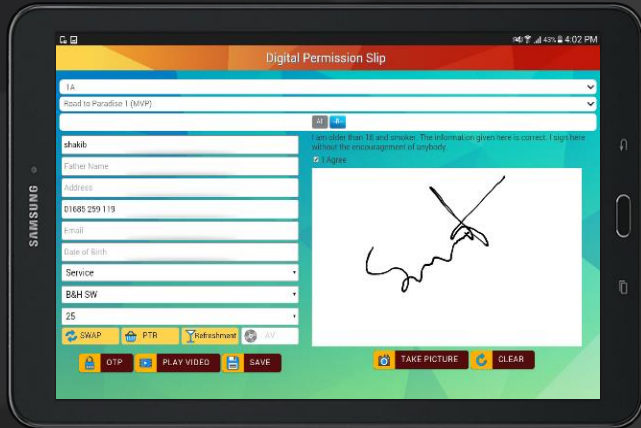
Damaged material information update

Post execution image capturing

Stock counting & Reporting though AI



# CONSUMER ENGAGEMENT



▶ Stock management

▶ Digital permission slip

▶ SKU wise swapping management

▶ OTP authentication

▶ Digital signature

▶ Brand message communication through AV

# SURVEY MANAGEMENT



## Dynamic Survey configuration

- Scope defining according to market demarcation
- Capture respondent's basic information from database
- Survey timeline setting
- Schedule the survey and can enforce repetition
- Outlet level survey configuration



## Dynamic Survey form

- Configure different types of questions – MCQ, Textual, Numeric etc.
- Set mandatory and optional questions.
- Options to configure parent question and child question.
- Configure dependent questions based on previous answers.



## Survey reports

- By respondent survey outcome report
- Basic analytics with some graphical representation

***Survey management app has been a very useful tool nowadays in Sales & Distribution management***

# REPORTS

*Following are the basic reports that can be generated in SFA solution*



Route wise Sales reports



Route wise Strike Rate



Route wise Memo report



By point Opening and Closing stock reports



Outlet wise sales and memo performance



Year to Year sales comparison report



Order vs Delivery report



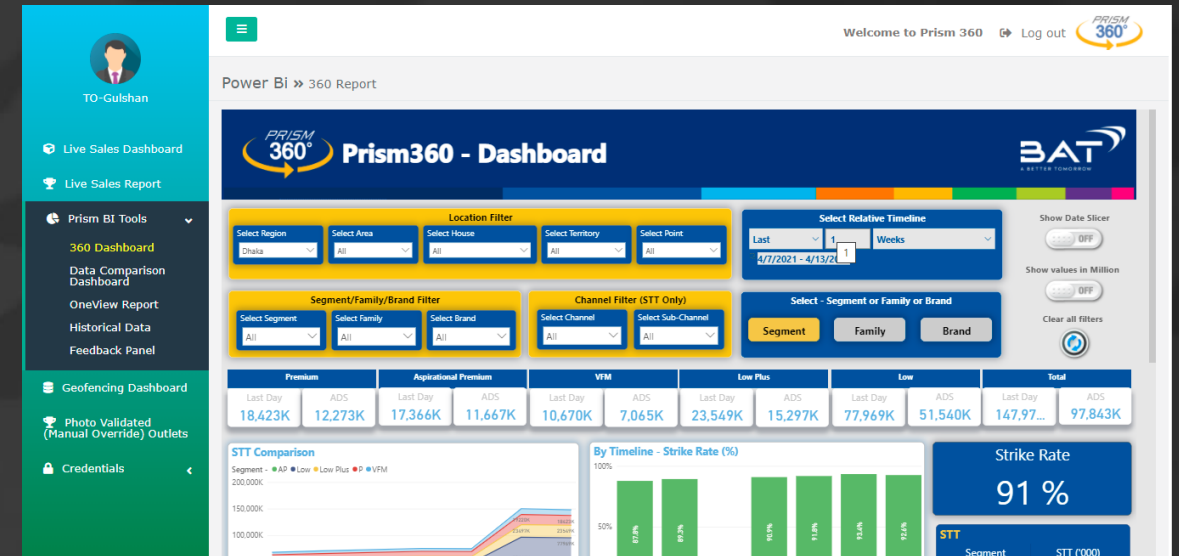
Query manager



# DASHBOARDS

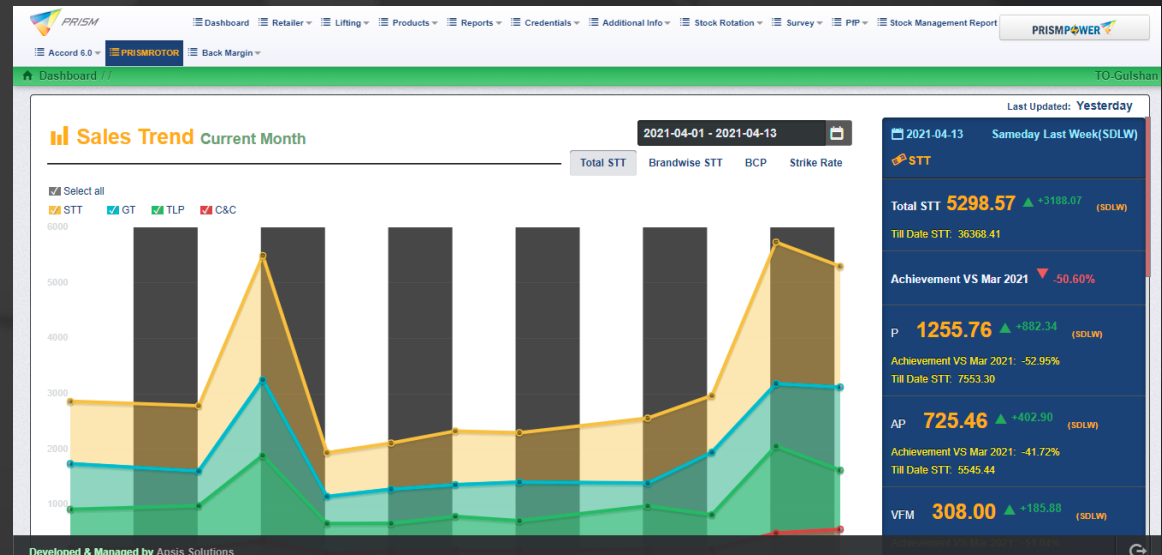
- ✓ Very easy to view customized report
- ✓ 360 view of the entire operation at a glance
- ✓ Data comparison dashboard
- ✓ OneView reports
- ✓ Historical data
- ✓ Filtering of brand, SKU, location, timeline will change all information instantly.
- ✓ Reports can be seen both in graphical & tabular format

## BI Dashboard



## S&D Dashboard

- ✓ Quick view of sales & distribution performance
- ✓ Easy filtering through Location, Timeline, Brand, SKU etc.
- ✓ Comparison against yesterday's performance
- ✓ User access wise dashboard management





**THANK**  
**YOU**

A hand is holding a rectangular sign. The sign has the words 'THANK' and 'YOU' in a bold, sans-serif font. 'THANK' is white and 'YOU' is light blue. Below the text is a horizontal line of seven small orange squares. The background is dark and out of focus, showing a person in a light-colored shirt.