



OVERVIEW

CloudOps 365



What's included

- Power BI report
 - Teams, Exchange, OneDrive, and SharePoint adoption and user details
 - User, Group, and Security details
 - Licensing hygiene and potential savings (in SEK)
 - Current service disruptions
 - Unlimited data retention
- Monthly walk-through with Microsoft 365 experts



Sample report pages



General

Teams

Exchange

OneDrive

SharePoint

Overview

Teams Details

Exchange Details

OneDrive Details

SharePoint Details

User Details

Groups Details

Security Details

Licensing

Message Center

Users

Licensed users

66

Unlicensed users

40

Guest users

60

Total # of users

165

Security

of Global Admins

1

Current Secure Score

171 of 333

Office 365

Activated Office subscriptions

71%

Office 365 Groups

Total # of groups

57

Groups with less than 2 owners

26

Groups with less than 2 members

7

News

Title
Forms is getting a new start page
Introducing Designer in Word
My Apps ends support for Internet Explorer
Required properties improvements for SharePoint pages
Update channel name changes for iOS, Mac and Android Microsoft 365 apps

External sharing

of files shared externally past 30 days

SharePoint OneDrive



Storage

Storage Used (GB)

Exchange OneDrive SharePoint



Licenses

Monthly license cost (SEK)

75,096.70

Potential savings (SEK)

46,587.50

Purchased Consumed Remaining



Collaboration

of mails sent & received past 30 days

Send Receive



Average total & active mailboxes past 30 days

Total Active



Teams activity in the past 30 days

Private Chat Team Chat Meetings Calls





Email Activity

Email User Activity

Detailed User Activity

Detailed App Usage

Mailbox Usage

Overview

Teams Details

Exchange Details

OneDrive Details

SharePoint Details

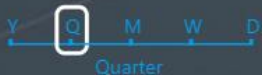
User Details

Groups Details

Security Details

Licensing

Message Center



Quarter

Q2

Q3

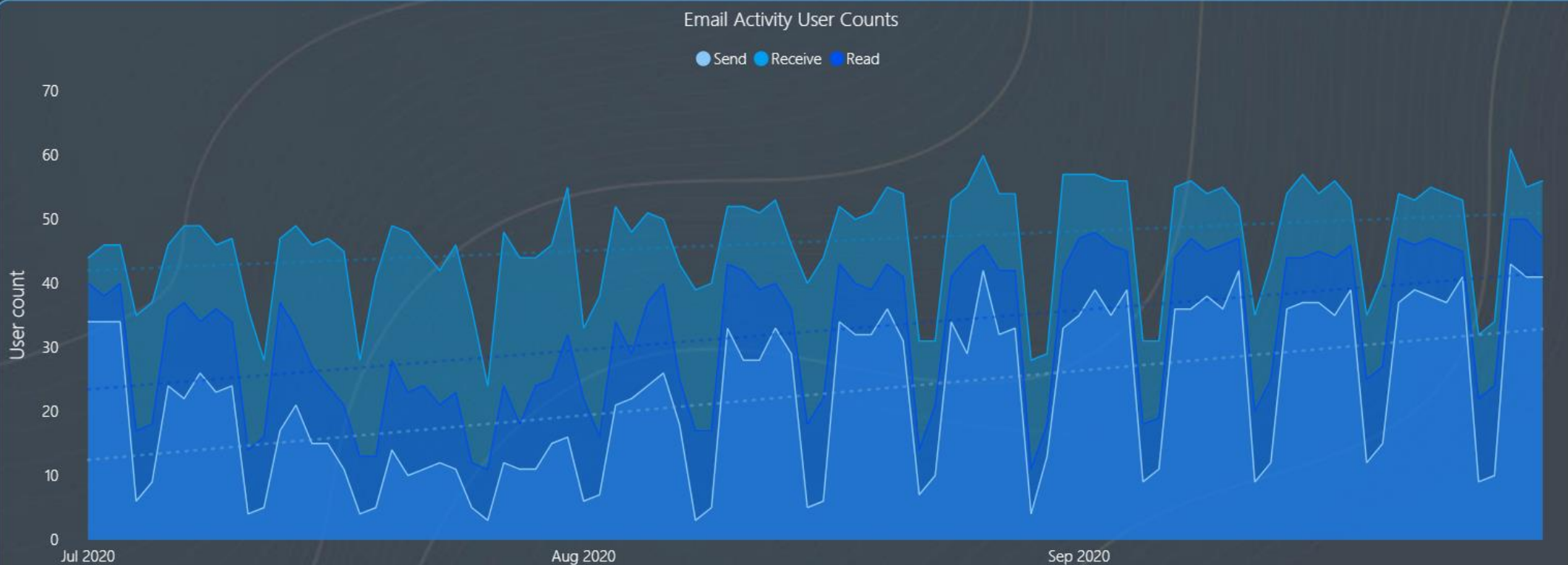
Q4

Q1

Q2

Q3

Q4





License Costs

Licenses

Overview

Teams Details

Exchange Details

OneDrive Details

SharePoint Details

User Details

Groups Details

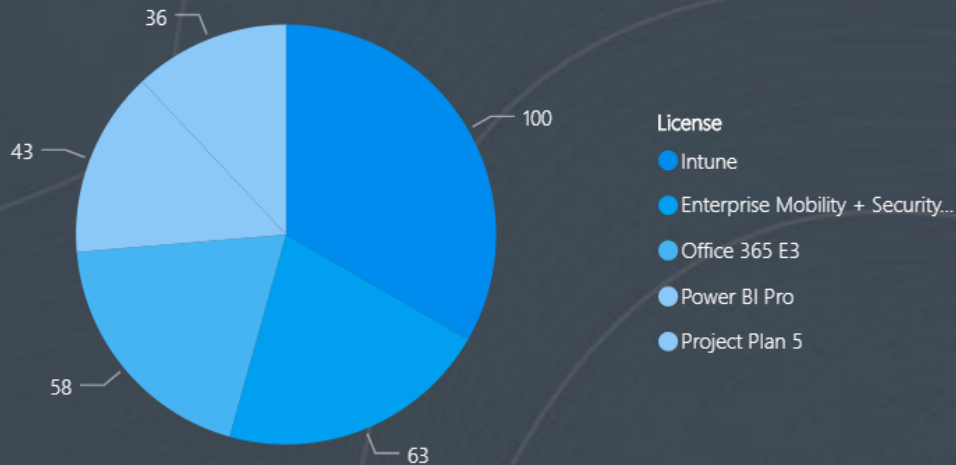
Security Details

Licensing

Message Center

License	Purchased	Allocated	Remaining	Purchased Cost	Allocated Cost	Cost Difference	wa
Project Plan 5	40	4	36	19,220.00	1,922.00	17,298.00	
Office 365 E3	100	42	58	20,370.00	8,555.40	11,814.60	
Intune	100	0	100	5,240.00	0.00	5,240.00	
Enterprise Mobility + Security E3	100	37	63	7,640.00	2,826.80	4,813.20	
Power BI Pro	100	57	43	8,740.00	4,981.80	3,758.20	
Office 365 Enterprise E5 Without Audio Conferencing	25	18	7	8,915.00	6,418.80	2,496.20	
Enterprise Mobility + Security E5	25	18	7	3,232.50	2,327.40	905.10	
Visio Online Plan 2	13	11	2	1,704.30	1,442.10	262.20	
Audio Conferencing	1	1	0	34.90	34.90	0.00	
Dynamics 365 AI for Customer Service Virtual Agents	10000	2	9998	0.00	0.00	0.00	
Total	2050505	230	2050275	75,096.70	28,509.20	46,587.50	

Top 5 unallocated licenses



Top 5 licenses with most potential savings

