



# Dashboard in a Day Power BI



# AGENDA



Introduction to Power BI and Power BI Demo

Access and prepare data for Power BI Desktop

Build your first data model and explore the data by using Power BI

Use hierarchies and DAX in your first data model

Data visualization and reports in Power BI

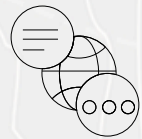
Import custom visuals and add bookmarks to a report in Power BI

Publish and access reports in Power BI service

Interact, Share, and Collaborate Power BI dashboards

Q&A

# Our **LEARNING & DEVELOPMENT FOOTPRINT**

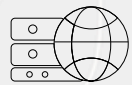


**4500+**

People Trained

**MCT**

Microsoft Certified Trainers



**10+**

In a Day Workshops Delivered

**MVP**

Microsoft Most Valuable Professional

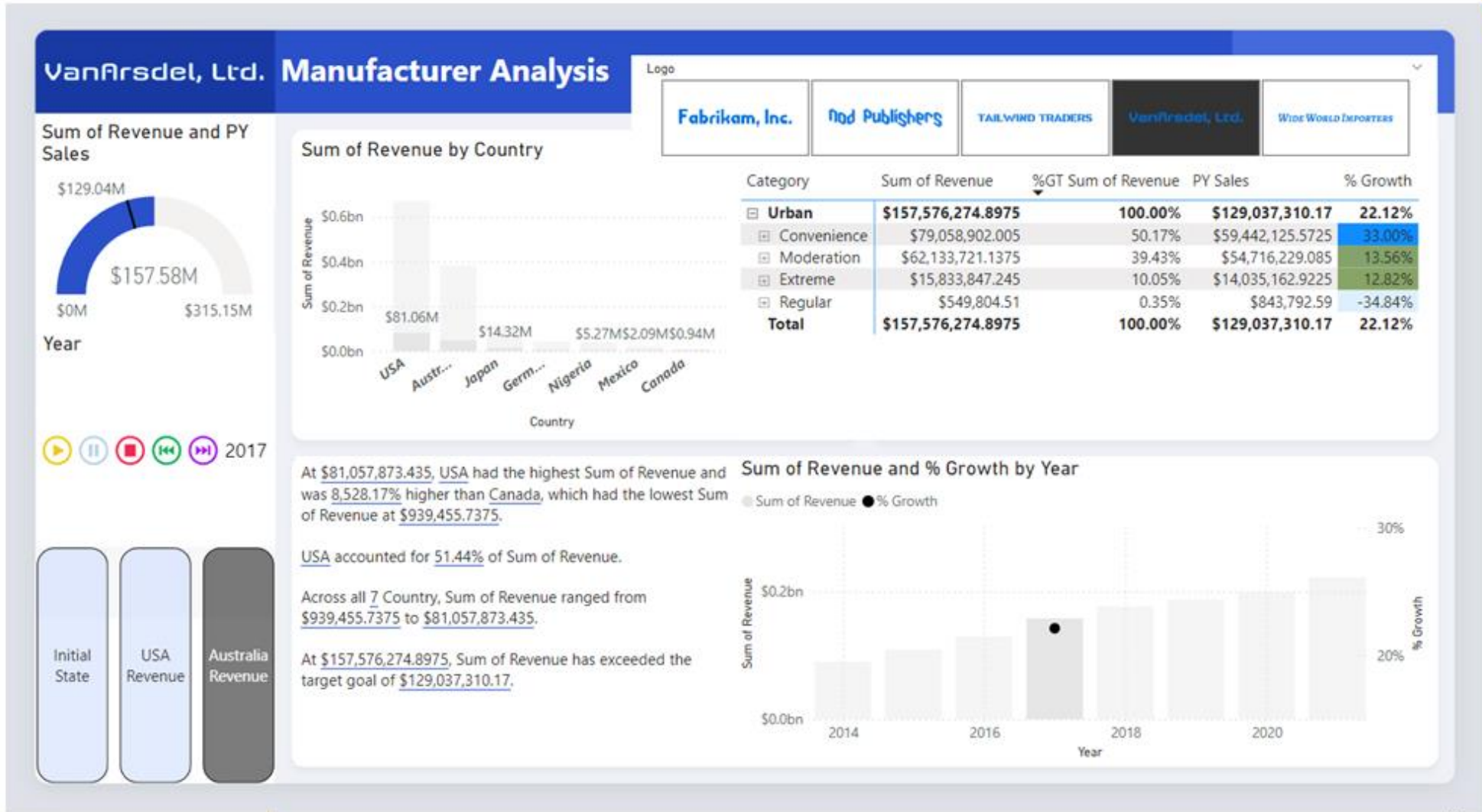


**150+**

Trainings



# Dashboard in a Day



# WHY POWER BI

# Gartner®

## June 2024

### A Leader in Analytics & BI Platforms\*

*This graphic was published by Gartner, Inc. as part of a larger research document and should be evaluated in the context of the entire document. The Gartner document is available upon request from Microsoft. Gartner does not endorse any vendor, product or service depicted in its research publications and does not advise technology users to select only those vendors with the highest ratings or other designation. Gartner research publications consist of the opinions of Gartner's research organization and should not be construed as statements of fact. Gartner disclaims all warranties, expressed or implied, with respect to this research, including any warranties of merchantability or fitness for a particular purpose. Gartner is a registered trademark and service mark and Magic Quadrant is a registered trademark of Gartner, Inc. and/or its affiliates in the U.S. and internationally and are used herein with permission. All rights reserved.*

*\*Gartner; Magic Quadrant™ for Analytics and Business Intelligence Platforms; Kurt Schlegel, Julian Sun, David Pidsley, Anirudh Ganeshan, Fay Fei, Aura Popa, Radu Miclaus, Edgar Macari, Kevin Quinn, Christopher Long.*

Figure 1: Magic Quadrant for Analytics and Business Intelligence Platforms



Gartner (June 2024)

Gartner

# Lab overview

Prepare

Explore

Visualize

Share & Collaborate

