

Do **T**eam work with
less fuss and more flow



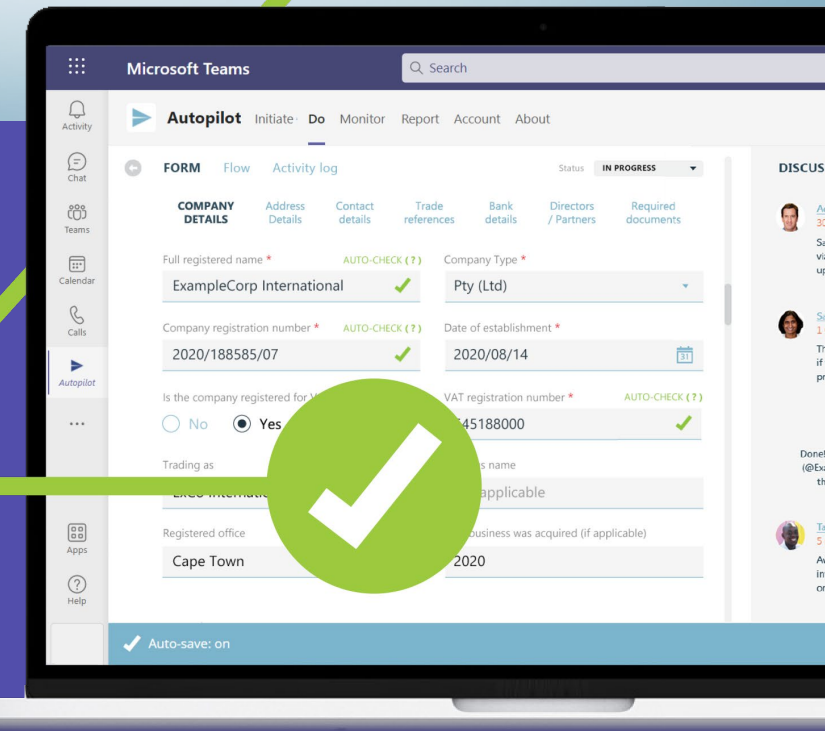
Autopilot 

NOW DIRECTLY USABLE IN
MICROSOFT TEAMS

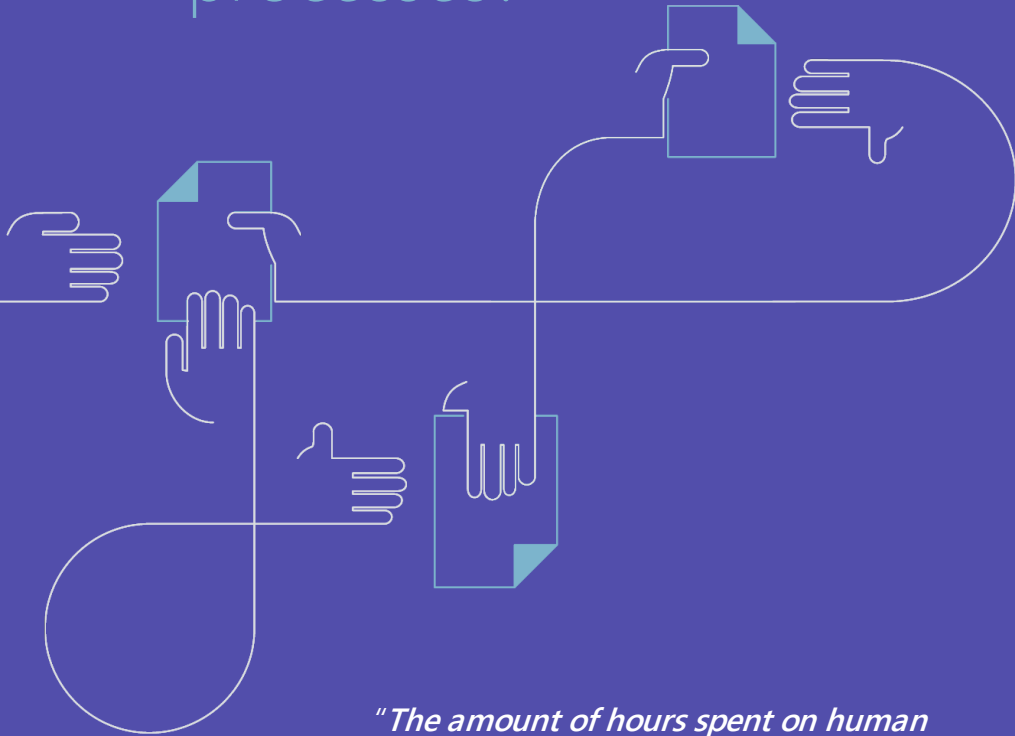


Get consistent, clean and valid data, simple and swift monitoring and managing, accountable approving, rapid reporting and seamless continuity **without the pains of paperwork, human-error hassles or fussing over follow-up.**

Get Autopilot Workflows via Teams>Apps or the Microsoft Azure Marketplace



Still manually managing
your document-driven
processes?



"The amount of hours spent on human management of documents, requests for information, communication activities, fixing discrepancies and errors in supplier / applicant data, and more, equates to - on average - 55 hours per week in the average procurement team."

Turn *effort* into **efficient**
Get consistent completion and
accountable action on...



DOCUMENT APPROVALS

Implement electronic forms that can easily progress to approval, ***without going off-course or stalling.***



ONBOARDING

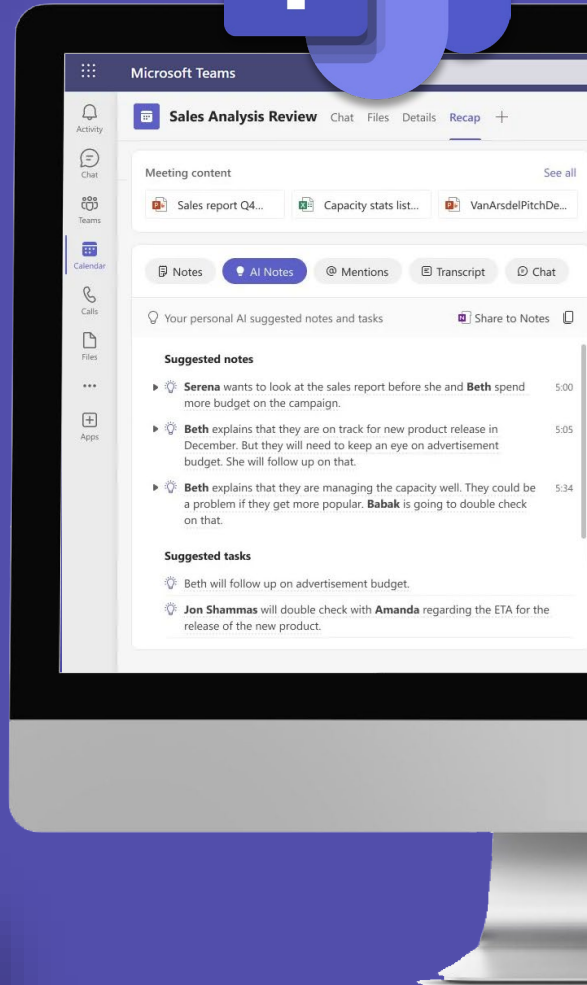
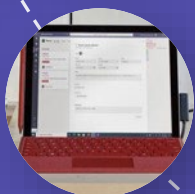
Streamline new applications, new leads, or any take-on process and ***know that everyone is ready to fly.***



AND SO MUCH MORE...

Leave requests, Support requests, Payment requisitions, Expense claims, Purchase Orders, Capex requests...

Meet
Chat
Call
Collaborate
Integrate



“ As organizations embrace the benefits of hybrid work, there is growing value in embedding digital business processes into Microsoft Teams to help support productivity and collaboration.

Autopilot Workflows contributes towards enabling that value, enhancing the modern work experience with automation functionality and a rapid time-to-value realization opportunity. ”

AKASH SRIKEWAL
Director, Business Strategy
Modern Work Sales Transformation at Microsoft



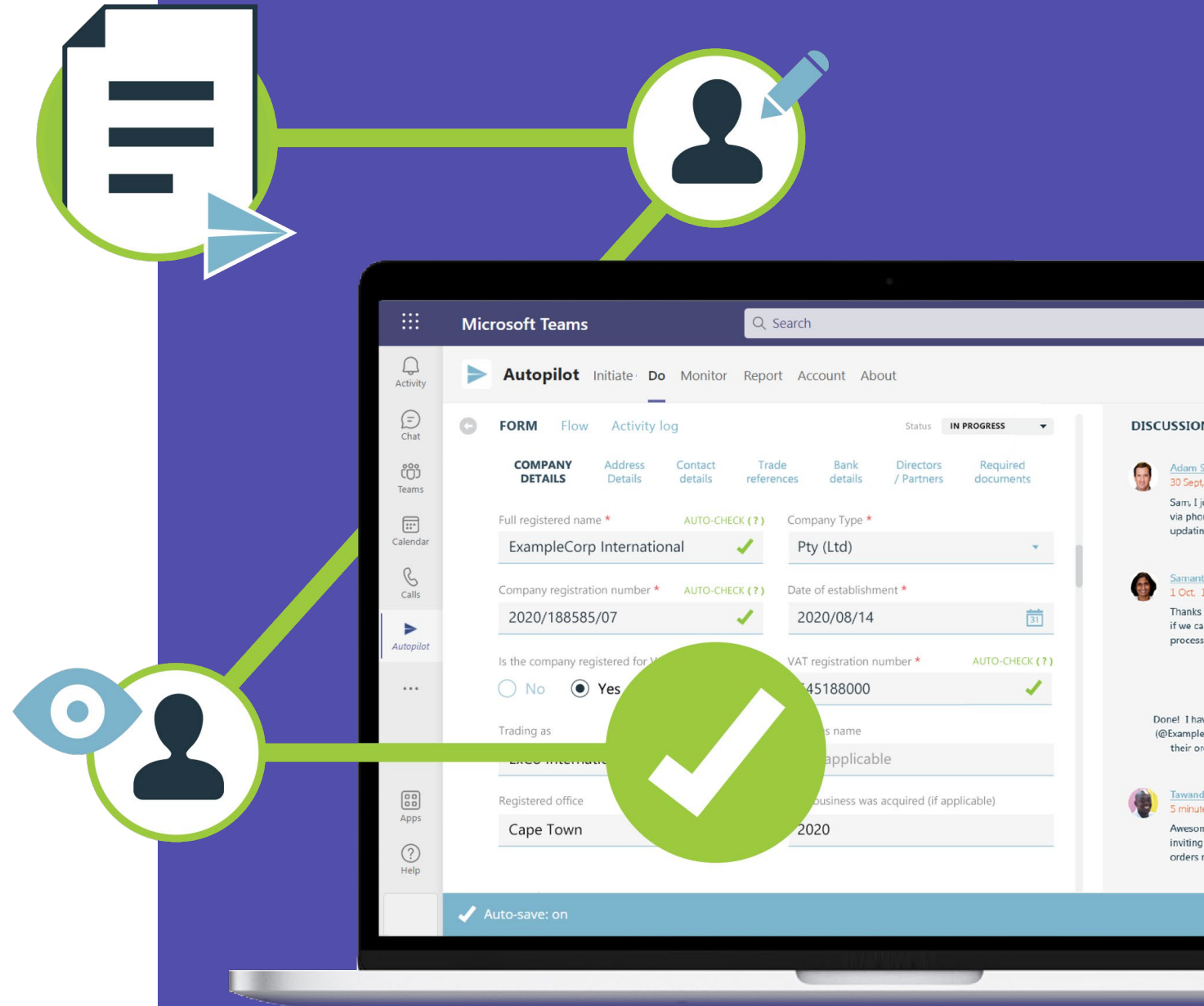
Make ~~work~~ business flow

Rapidly **replace any manual (or messy) document-and-data approval process** with **seamless, automated workflows** that capture validated information, ensure compliance, mitigate risks, meet audit standards, and implement reliable, consistent procedure every time.

Autopilot ➔

The simplest, smartest Teams app for **streamlining and automating your data-and-document-based business processes.**

Get Autopilot Workflows via **Teams>Apps** or the **Microsoft Azure Marketplace**




Request ➤ Approved



"Using Autopilot has greatly improved our Personnel Changes approval process and allowed for our organization to create a system that works for us and increases efficiency. The team at Autopilot has been nothing short of amazing, responsive and extremely helpful. "

LATOYA CROSS
Human Resources Specialist

cbf



"We have begun using Autopilot within Microsoft Teams and it has brought in great convenience and easy access across our members. It functions smoothly and effortlessly. Great job on this expansion Autopilot, nice to see you working toward making business processes work even better within a business."

SHARLEY CALDWELL
Chief Operating Officer

 **RUBIQ**

“SA-YMCA started using Autopilot in 2018 and it was the best decision we’ve made. (Autopilot) gave auditors access to the system and no paperwork is required. This cut the time spent with auditors by at least 30-40%.

With the payment requisition system... the audit queries have decreased, which has had a positive impact on the partnership with our funders.

*(Autopilot) has proven that the **financial accountability has increased**, and this has increased the integrity of the organisation with our international donors.”*

PETRO BANTJES
Financial Administrator
YMCA South Africa



A screenshot of the Microsoft Teams interface. The top bar shows 'Microsoft Teams' and a search bar. The left sidebar contains navigation icons for Activity, Chat, Teams, Calendar, and Autopilot. The main content area displays a workflow for 'Send Payment Requisition Request'. The workflow is titled 'Autopilot' and includes a 'Form' and 'FLOW' section. The steps are: 1. Initiator creates a new Payment Requisition Request (Step 1, IN PROGRESS); 2. Payment Requisition Approval (Step 2, REQUIRED); 3. Make Payment (Step 3, REQUIRED); 4. Collect Required Documents (Step 4, REQUIRED); 5. Finalise Payment Requisition (Step 5, REQUIRED). A 'NO PRIORITY' badge is visible in the top right corner of the workflow area.


System integrations

DocuSign®

sage
One

flow
gear

xero



A
Azure

pipedrive™

S SharePoint
Online

Customer Stories

Autopilot

Technology

Autopilot expedites onboarding with DocuSign eSignature Integration


Read the story →

MAERSK

Other

Maersk Charts a Path to Paperless and Insights-Driven Procurement

Read the story →



Customer V

Unilever
and spe
chain w
Agreem

Partner of the Year awards 2023

Modern Workplace Apps and Solutions
for Microsoft Teams

Autopilot 

