

axians

DASHBOARD AS A SERVICE

Using Data Visualization to enhance Business Decision Making

From Data to Visualization, the Journey your organization needs to take more informed decisions

Data is ubiquitous, growing exponentially and becoming one of your organization's most powerful resources

With the pressure to adapt infrastructures and processes to a more digitally based one, today's organizations need to **focus on extracting the most value out of data** - a resource that may seem both infinite and underused.

64%

consider data "the lifeblood of their organization"*

Only 23%

treat data as capital and prioritize its use

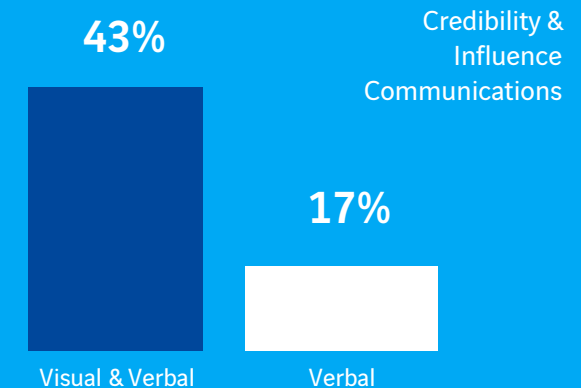
The route to future success is increasingly dependent on effectively gathering, managing, and **analyzing data to reveal insights that will lead to smarter decisions**. Data insights are now driving fundamental changes in business models and data strategy is now on board agendas of corporations across the globe.

The pace of change, accelerated by the shift in socioeconomic drivers, increases the pressure on organizations to ensure the competitiveness and sustainability of their businesses.

The decision making process increasingly relies on data, which comes at us in such volume and speed that we need some layer of abstraction, such as a visual one, to comprehend it.


It is crucial to deliver insights of the business, in a simple but effective visual way, so that they can resonate and **provide useful correlations and knowledge, thus supporting a data-based decision making process.**

The effectiveness of data visualization



64%

Made an immediate decision following presentation w/ a dashboard



Data journey as the starting point to improve decision making

How the first steps lead to lasting success

Understand the challenges and impacts in having the possibility to decide based on facts, is the first and foremost important step to acknowledge that the **journey to transform data into a strategic asset is vital for today's organizations.**



WHY

To empower key users in your organization with **actionable insights** and deploy a business analytics platform with low risk and predictable investment.

WHO

Decision Makers, Business Strategists, Power Users within key business units on your organization.

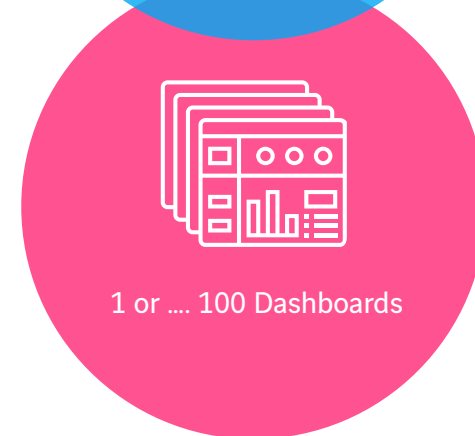
axians

DaaS: Dashboard as a Service

Powerful data visualization for actionable insights

DaaS: Dashboard as a Service

Our DaaS platform presents a straightforward opportunity to provide **helpful and insightful dashboards** to the key business units and by that **accelerate the decision-making journey**.



DaaS: Dashboard as a Service

A service **fully accountable and targeted** to leverage raw data into valuable information, without the need for infrastructure ownership and technical expertise in-house, allowing the customer to focus on analyzing and **extracting the full potential of their data.**

Scalable
Infrastructure

Personalized
Dashboards

Automated
Operations

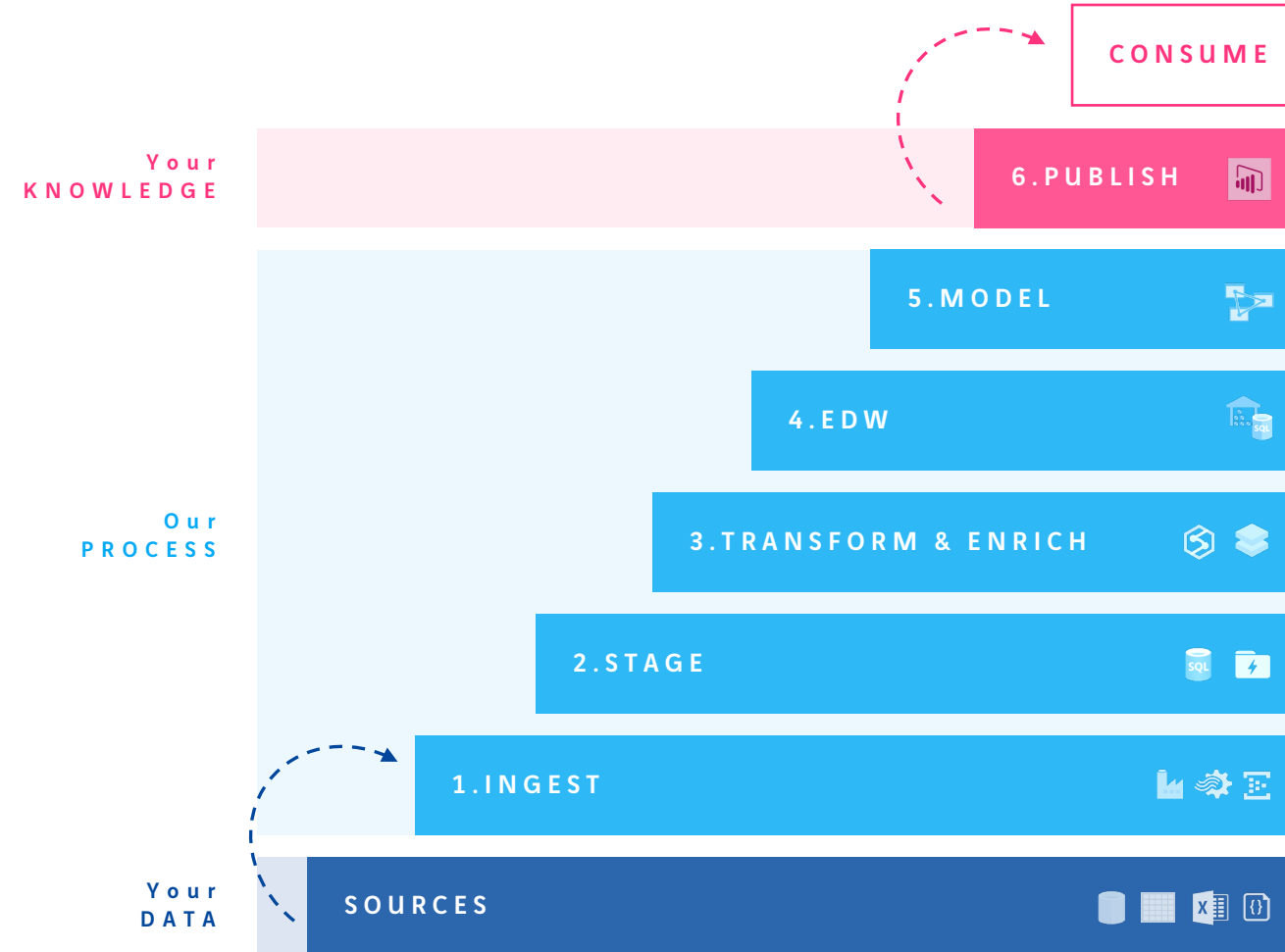
Transparent
CAPEX & OPEX



HOW WE DO IT

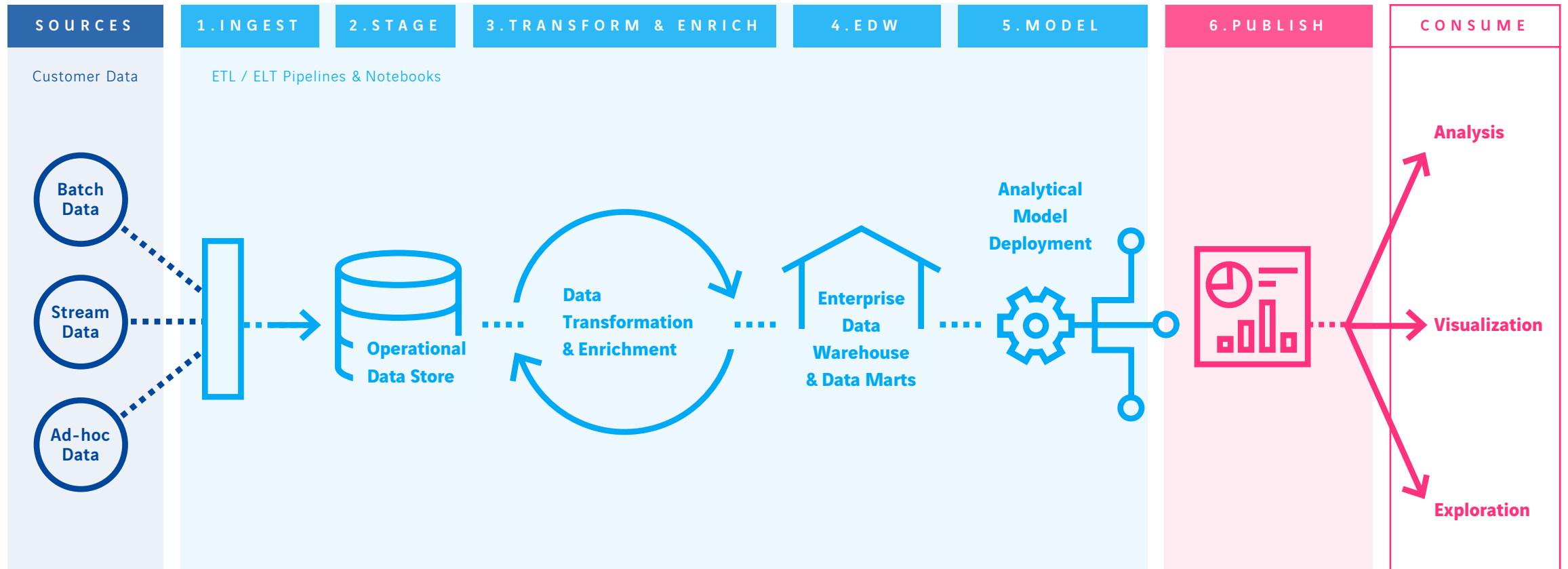
From raw data to meaningful business insights

Axians offers an end-to-end Business Analytics Platform, focused on providing the proper **expertise and processes**, thus allowing the data to be consumed through **tailored dashboards** which include all **infrastructure provisioning, management, operation and support activities**, with a transparent CAPEX and OPEX financial model.



THE RIGHT LEVEL OF EXPERTISE TO SIMPLIFY THE DECISION MAKING JOURNEY

Reference Architecture to deal with complexity



Want to know more?

Email our Solution Specialist

joao.patricio-simoes@axians.com