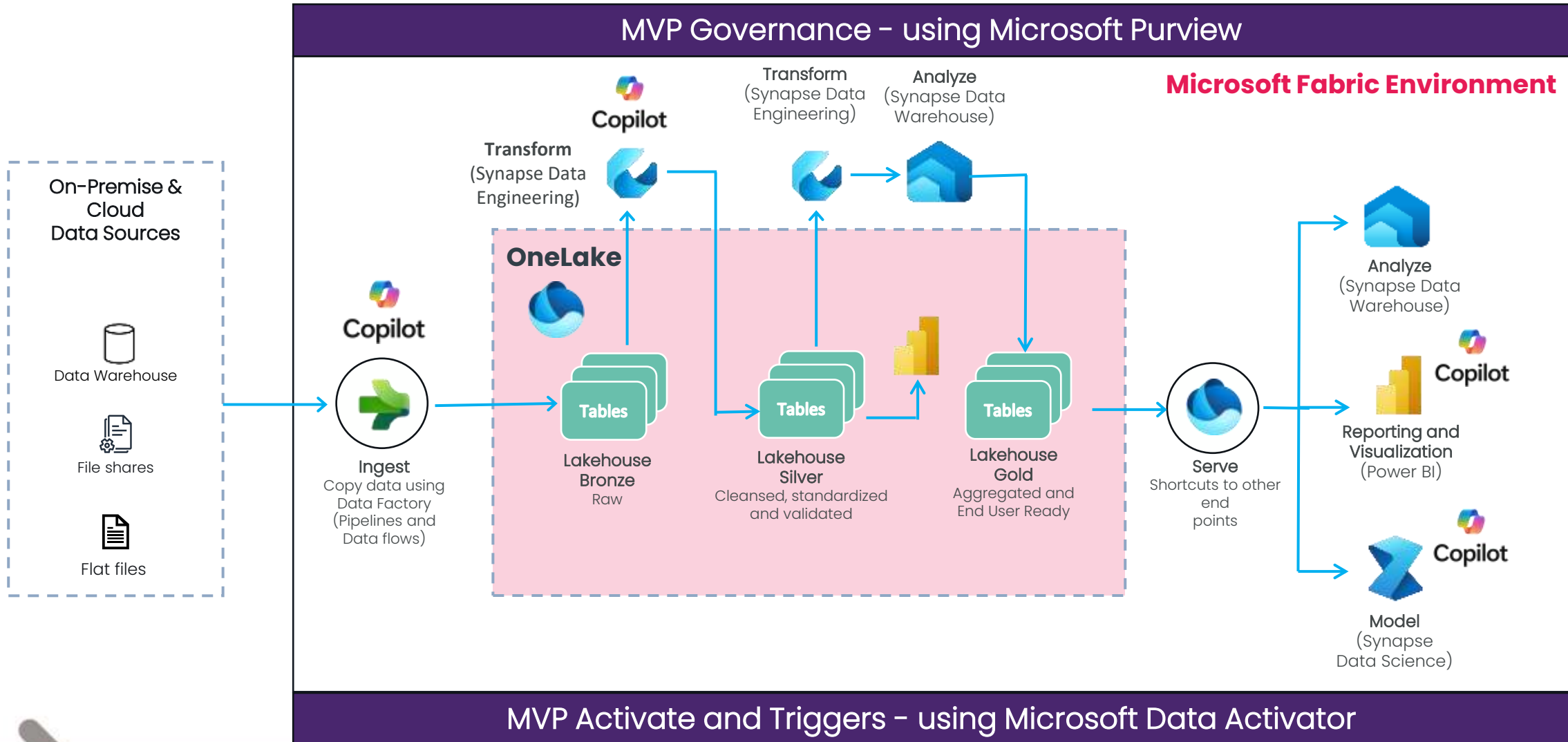


Example Architecture Output



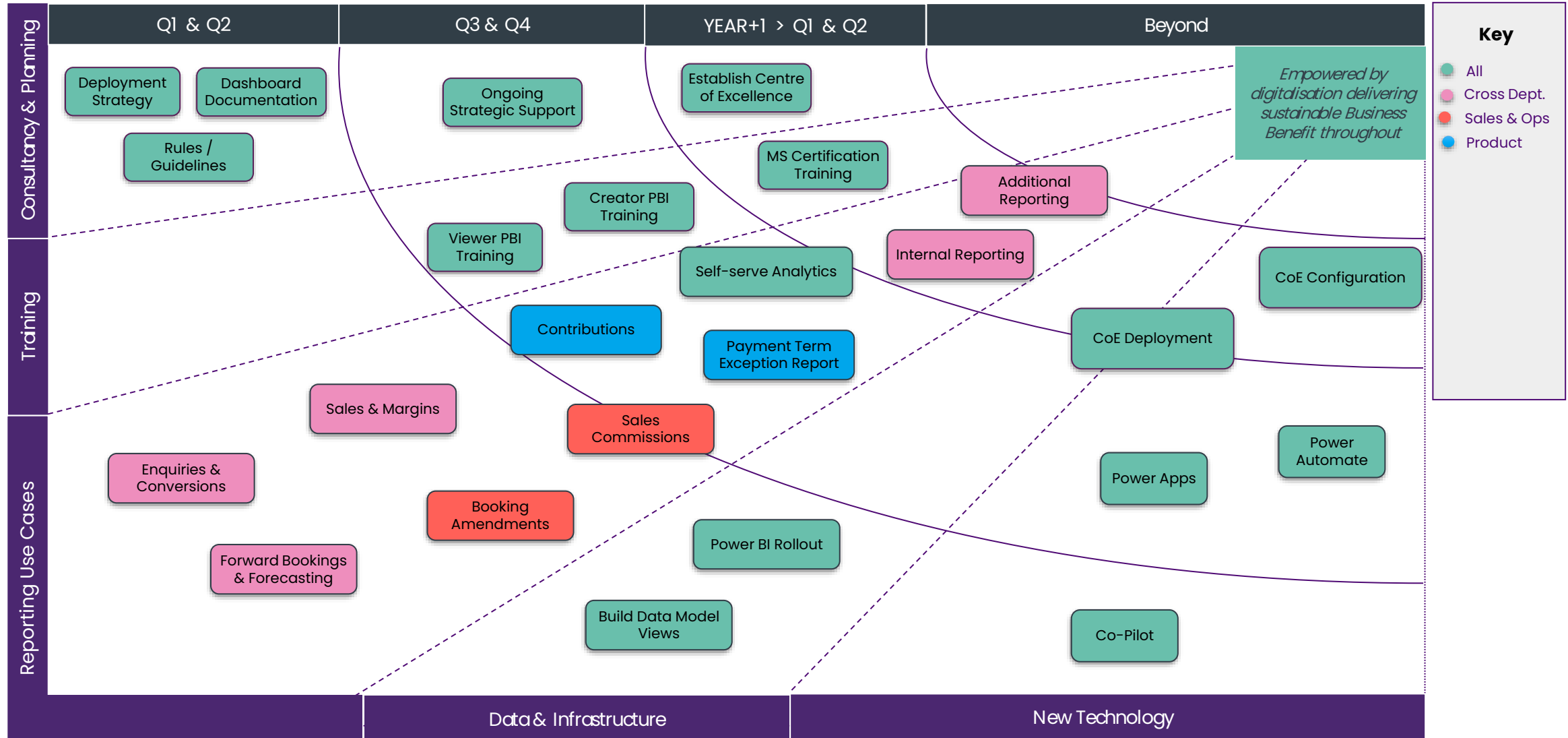
Example Summary



Cost Estimate = £A - £B

Cost Estimate = £C - £D

Cost Estimate = £E - £F



Impact

Challenges our Fabric Assessment helps you to overcome

STRATEGIC

Handle old system challenges, speed up digital changes, close the innovation gap, break free from outdated infrastructure, and keep up with the need for flexibility

OPERATIONAL

Improve data management and compliance, eliminate data silos, broaden data exploration, boost data security, and simplify slow data access

EFFICIENCIES

Make it easier to integrate old systems, improve project management efficiency, and smooth out the adoption process



Benefits & Considerations



Fabric Benefits

Streamlined Legacy Management: Modernize outdated systems, minimizing operational challenges and enhancing agility.

Adaptable and Scalable Solutions: Break free from legacy system constraints, enabling greater flexibility and scalability to meet dynamic business demands.

Robust Data Governance: Fortify data governance strategies to ensure compliance and strengthen data protection.

Integrated Data Ecosystem: Consolidate disparate data sources into a unified platform for better insights and smarter decision-making.

Advanced Data Exploration: Equip teams with tools to analyze large data sets and uncover actionable insights using cutting-edge analytics and AI.

Optimized Operational Efficiency: Boost productivity and responsiveness with rapid and dependable data access.



License Consideration

- F8
- F16
- F64

- What is included for each?
- What use cases determine the F SKU needed?
- Where to go from Power BI?



Deliverable = recommendation of license is required





Why Bespoke





Bespoke



Power Platform Experts



Power
BI




Power
Apps



Power
Automate



Power Virtual
Agents



Power
Pages

Who we work with..

