



BITO

Making Data Useful

HELPING
YOU MAKE
SMARTER
BETTER
FASTER
BUSINESS
DECISIONS



Microsoft

Power BI

OVERVIEW

Power BI is incredibly powerful and, when set up correctly, provides analysts with tools they need to analyse well-structured data and create valuable insights, rather than spend time on creating reports. Enterprise Power BI deployment has multiple complex factors that have to be met to create value and mitigate risk. BiTQ assists organization with this, below are just some of the key focus areas:



How would you structure your workspace;



When and if you should use PowerBI Dataflows;



What the best way to securely deliver content to



How you should license Power BI for your needs;



How you must protect your

There are industry best practices for most of these questions, but all the different features present options which need to be navigated. The challenge is that a choice in one area for consideration impacts the options available to you in other areas. This is where BiTQ's experience will help your organization to:

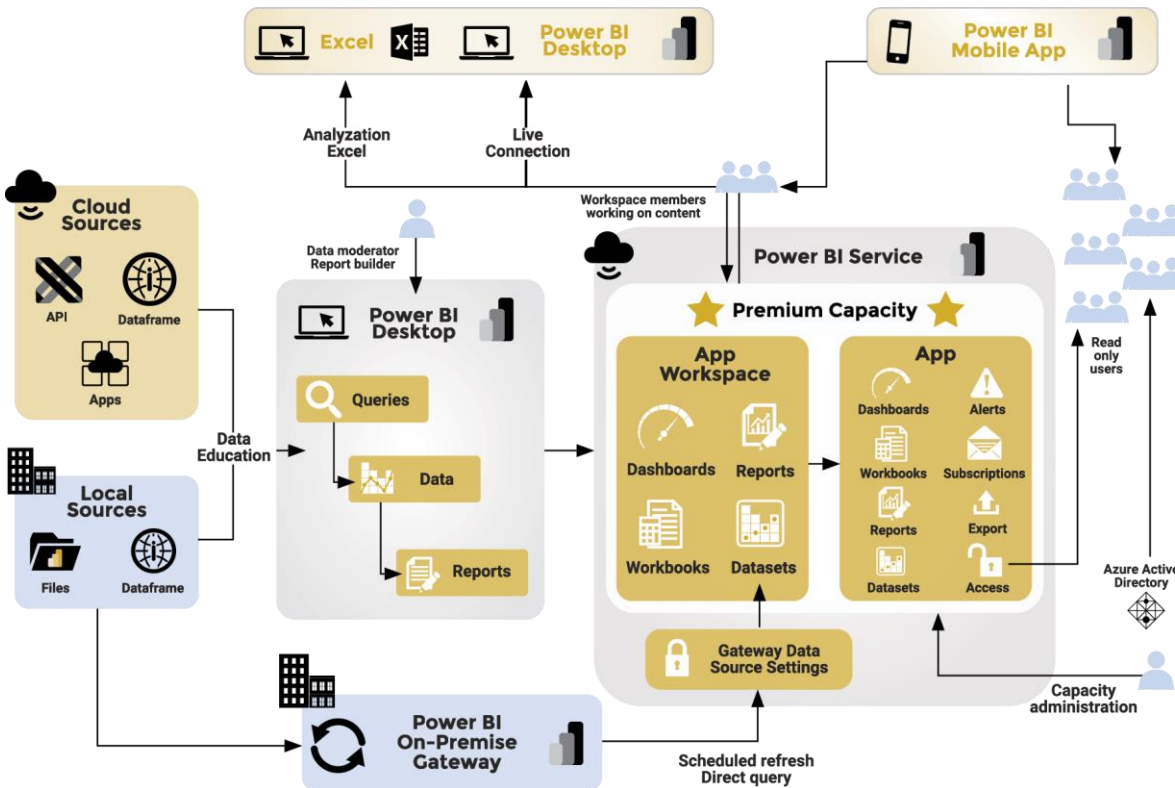
- 1. Understand how** your internal governance requirements impact how you implement Power BI.
- 2. Design your Power BI implementation** to meet your organizational requirements and maintain control, while allowing the different teams to self-serve their analytics.
- 3. Train your content creators** so that they understand the different options for implementation (why do we do it this way).
- 4. Train your end users** to make the most of the platform.
- 5. Mentor your IT and analyst staff** to help them grow and become experts in Power BI.

This framework consists of different services dependent on a customers' data maturity. There is no solution in a box and BiTQ's methodology helps customers understand their journey and is adaptive to the client's needs.






DATA GOVERNANCE

Data Governance ensures availability, usability, consistency, integrity and security of your data. Data Governance uses internal data standards and policies to oversee the people, processes and technologies involved in managing your organizations data assets.



Power BI Delivery Approaches

Business-Led Self-Service BI	IT-Managed Self-Service BI	Corporate BI
		
Bottom-up Approach	Blended Approach	Top-down Approach
Analysis using any type of data source; emphasis on data exploration and freedom to innovate	A 'managed' approach wherein reporting utilises only predefined/governed data sources	Utilisation of reports and dashboards published by IT for business users to consume
Ownership Business supports all elements of the solution	Ownership Business supports all elements of the solution	Ownership Business supports all elements of the solution
Scope of Power BI use by business users Data preparation, data modeling, report creation & execution	Scope of Power BI use by business users Creation of reports and dashboards	Scope of Power BI use by business users Execution of published reports
Governed by Business	Governed by IT: data + semantic layer Business reports	Governed by IT

Ownership Transfer

Over time, certain self-service solutions deemed as critical to the business may transfer ownership and maintenance to IT. It is also possible for business users to adopt a prototype created by IT.

SECURITY

Data security must be a leading question for all organizations. BiTQ can guide you through this and explain the benefits of a Cloud Based approach for your business. Your data is at risk no matter how it is stored, but with the right implementation of the correct strategies, BiTQ can help you mitigate the risks and safeguard your valuable data.

Power BI / Azure is compliant with all of the world's major certifiers: [Azure and other Microsoft cloud services compliance offerings - Azure Compliance | Microsoft Docs](#)

If moving your data to the cloud is still "off-the-table", we can guide you in how to implement Power BI on-premises securely and effectively.



REPORTING

Power BI reports are more than just pictures and numbers on a page, they must tell you a story. They give you quick, easy, valuable information that enables you to make faster, better, more informed business decisions, allowing you to run your business more effectively. You did not create a business to have to spend time creating reports on it, you created the business to make a difference.




VISUALISATION

How you present your story to your audience is vitally important to the long-term use of any implemented system. Visualisations make it easier to interpret the insight, due to our brains being able to comprehend pictures far quicker and easier than data contained within a spreadsheet. As they say, a picture paints a thousand words. **Make your picture count!**



APPS

Let's face it, there really is an App for everything. Power BI is no different. These allow you to quickly access the necessary data, pre-organized for ease of use at the touch of a button. Insights while on the move are imperative to building a successful business, especially in these times.



TRAINING

The more that your team spend time understanding Power BI, the better the reward for all using it. BiTQ believe that training, in the various available formats, bespoke to the user requirements, is vital to ensuring that you are able to get the most out of your data transformation journey.



FOUNDATIONS

This is a multi-day workshop led by BiTQ.

In it, we seek to understand your organisation's constraints and requirements for a Power BI / Analytics solutions. We then introduce your staff to the key decision points that need to be addressed and guide them toward making the best decision for the organization.

An example of the process is below:

1. Pre-workshop

A 1-hour phone call (max) with you to understand the organizational structure and, importantly, any existing BI/Analytics/Reporting teams. The outcome of this is an agreement of who should attend the workshop.

2. Day 1 • Overview

Outline your business and existing teams (roles and responsibilities).

BiTQ to present Power BI's security architecture in a user-friendly understandable way.

BiTQ to present Power BI's data storage options in a user-friendly understandable way.

3. Day 2 • Brainstorming

BiTQ will assist you and your team in defining a future state for your Power BI implementation. This is a very interactive session in which BiTQ will propose options to be selected for several different subject areas in Power BI. These proposals are then tested with the various stakeholders attending the workshop. BiTQ will record the decisions made here to be documented.

4. Post Workshop documentation

BiTQ will provide you with a findings and recommendations report. This will be limited to recommendations for what you could/should do from a Power BI perspective.

5. Feedback session

This is a session for the customer to provide any feedback on the report prior to finalization. This feedback may influence our recommendations.

6. Final Report compilation Includes:

- Licensing Recommendation
- Security Recommendations
- Development Best Practices Guide
- Governance Framework
- Deployment & Configuration Guidance



TRAINING OPTIONS

Our training is built with the end goal in mind. Your future desired state will only be achieved by selecting the correct implementation and by ensuring that your users of such changes are fully aware of the manner in which to use this to the benefit of all concerned. We offer Power BI Foundation training and mentorship along with a full delivery team, ensuring you fast-track your own staff's expertise.

Data



Cloud-based SaaS solutions
Marketo, Salesforce, Quickbooks, Google Analytics



On-premises data
Analysis Services, SQL Server



Organizational content packs
Corporate data sources or external data services



Azure services
Azure SQL, Stream Analytics



Excel and CSV files
Workbook data, flat files



Power BI Desktop files
Data from files, databases, Azure, Online services and other sources

Power BI Services



Content packs



Live dashboards



Visualisations



Reports



Datasets



Data refresh



Natural language query



Sharing & collaboration





PRICING

Our pricing below is indicative of our services available. We offer a tailored solution approach to ensure that your needs as a client are fully met throughout the engagement and beyond.

Service	Description	Indicative Costs (Excl. GST)
Power BI Foundation	This consists of multi-day workshops led by BiTQ. In it, we seek to understand the customer's constraints and requirements for their Power BI / Analytics solutions. We then introduce the customer's staff to the key decision points that need to be addressed and guide them toward making the best decisions for their organization	\$22,825 USD
Training	2 Days of Power BI training for content creators	\$5,600 USD (< 10 Students) \$9,800 USD (10+ Students)
Mentorship	Reserved time from our senior experts for ongoing mentorship to fast-track your internal staff's expertise	Depends on volume purchased (To be negotiated)
Delivery	BiTQ can supplement your existing team(s) to help deliver outcomes faster with dedicated expert resources on a T&M basis	\$1800 – \$2200 per Day





BiTQ

Making Data Useful

CONTACT

NEIL JONES

Head of Sales & Marketing

📞 +61 417 297 846

✉️ neil.jones@bitq.com.au

DAVID SMULDERS

CEO

📞 +61 499 914 141

✉️ david@bitq.com.au

BiTQ Office

📞 +61 7 3063 3044

✉️ gmsales@bitq.com.au

🌐 BiTQ.com.au



Microsoft

Power BI