

Google Takeout to Thunderbird Importer

Import Google Takeout Files into Thunderbird Client Automatically

In our daily digital communications, we often encounter various email formats that may not be compatible with our preferred email clients or applications. This is where Google Takeout to Thunderbird Importer comes into play which is basically a versatile tool designed to seamlessly convert Google Takeout files into multiple formats, including PST, EMLX, RTF, HTML, MSG, MBX, CSV and EML. This functionality ensures that the users can access their emails across different platforms without compatibility issues, enhancing productivity and flexibility in email management.

Visit the official page: [Google Takeout to Thunderbird Importer](#)

How to Import Google Takeout Mailboxes to Thunderbird?

Step 1: Download the Google Takeout to Thunderbird Importer and after opening it, go through the instructions displayed in the software panel and once you are done with the instructions, click on **Next** button.

BitRecover MBOX Converter Wizard

(c) Copyright 2023. BitRecover Software. All Rights Reserved.

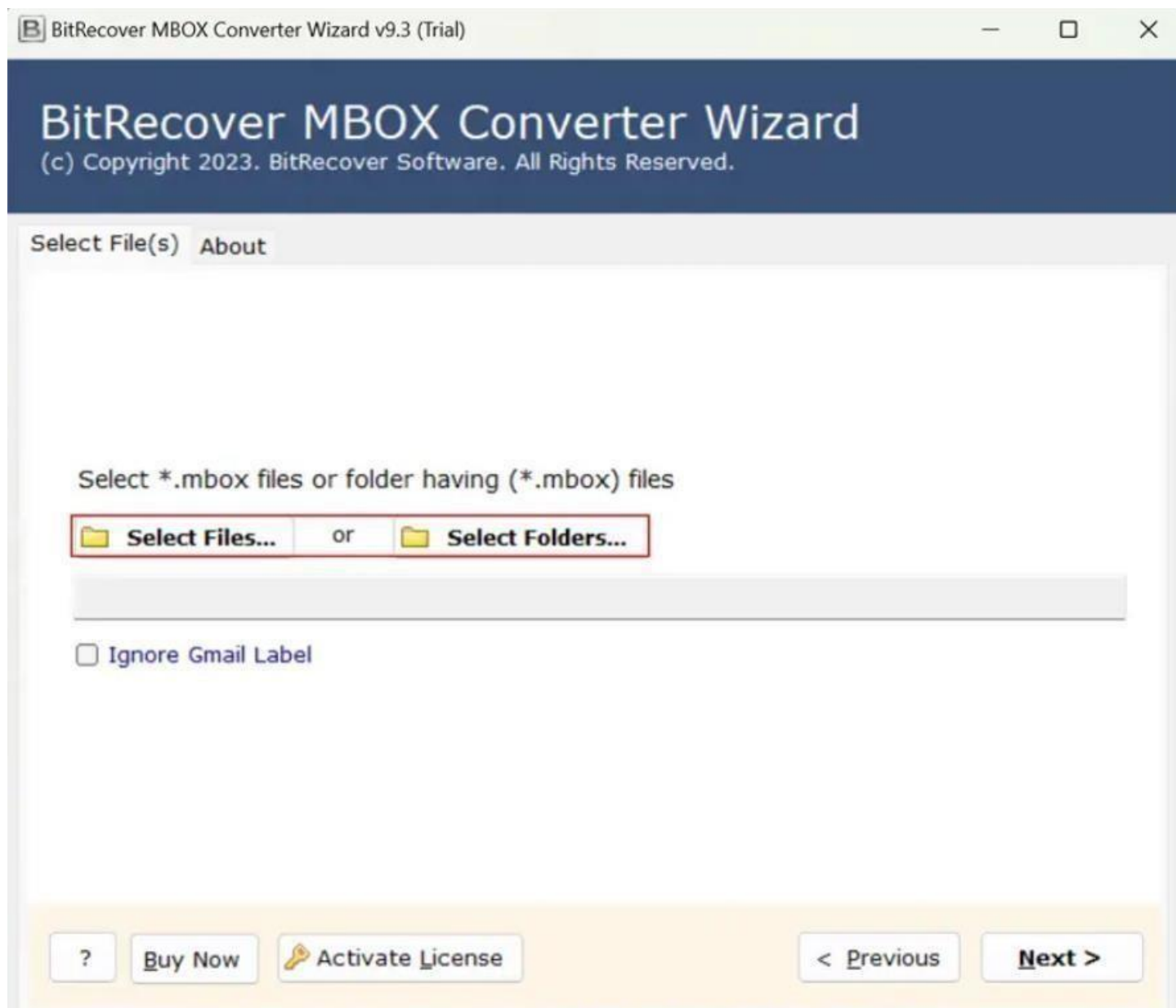
[Welcome](#)[About](#)

Convert MBOX Files to Various File Types

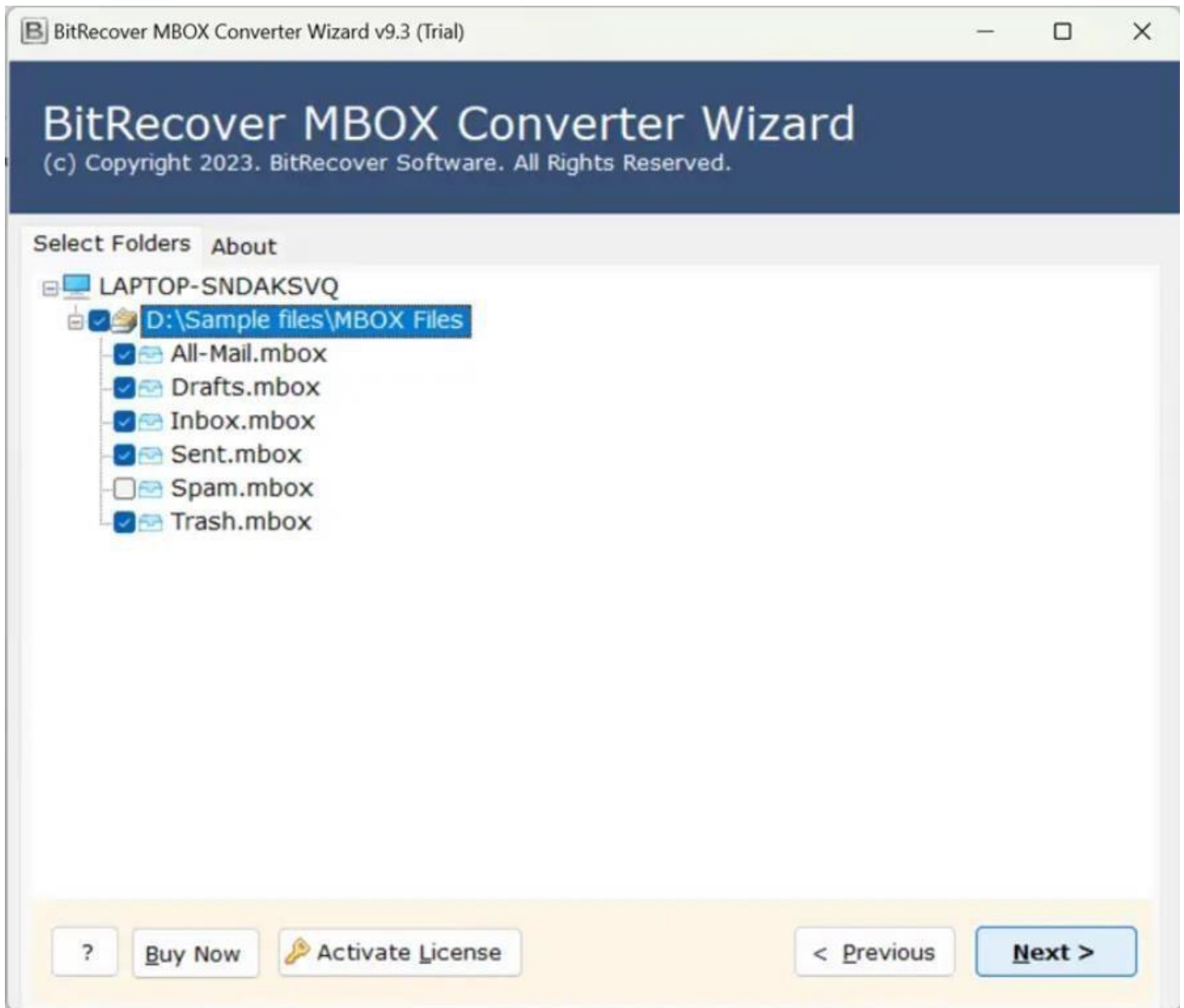
1. Click on "Select..." button located on next screen and select the folder which contains your MBOX files and then click "Next".
2. If the selected folder contains sub-folders (or folders deeper in folder hierarchy) with *.mbox files then whole folder hierarchy will be displayed.
3. Select required folders to convert.
4. Select Saving option and Choose desired saving location to proceed for conversion.

[Buy Now](#)[Activate License](#)[Next >](#)

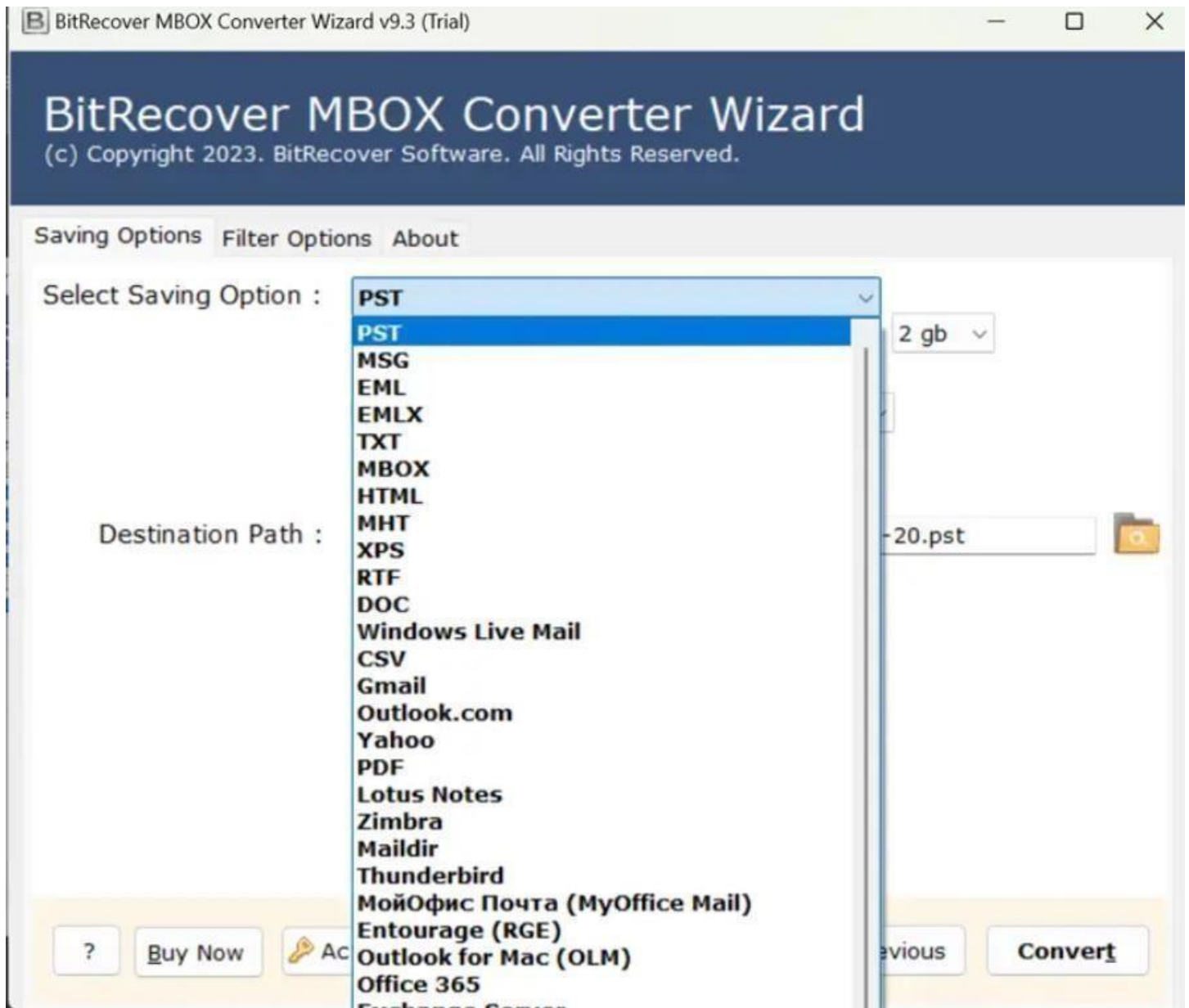
Step 2: The software provides you with two options i.e. **Select Files** to select individual files or **Select Folders** to select a whole folder.



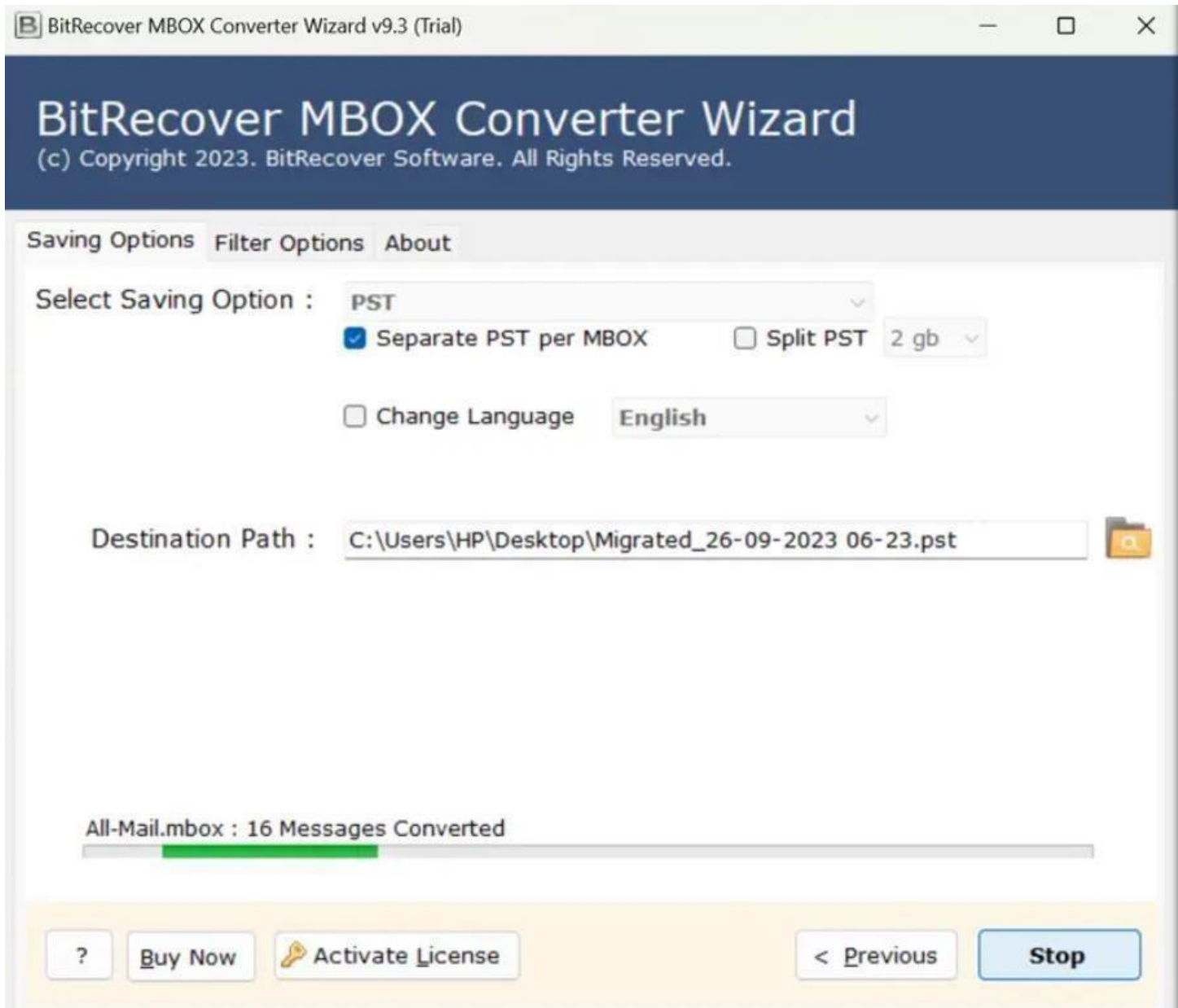
Step 3: Upon selecting a folder, the software will display you all the content present inside it. **Tick** the required ones which you wish to convert and untick the rest. Once you are done with this, click on **Next** button.



Step 4: Select Thunderbird as saving option from the given list of 30+ saving formats.



Step 5: Let the software complete the conversion process. You also get the feature to see the live conversion progress in the software panel.



By following the above 5 steps, you can efficiently convert your Google Takeout files into Thunderbird and other various formats using the Google Takeout to Thunderbird Importer. A notable feature of this software is its advanced search option, which basically allows you to locate specific emails within your Google Takeout files before conversion ensuring precise and targeted processing.

Conclusion

Thus, whether you are migrating to a new email client or need to access your emails in a different format, this tool offers a reliable and user-friendly solution making it an essential tool for anyone dealing with Google Takeout files across different platforms. Additionally, the tool supports both single and batch conversion modes, allowing you to process multiple files simultaneously, saving time and effort as well as enhancing productivity and flexibility in email management.

