

BitRecover Pen Drive Recovery Wizard

Recover All Types of Data from Any Pen Drive

In today's digital world, a lot of people's go-to-solution to store and transfer important files is in the form of USB Drives. However, situations like accidental deletion, corrupting of files or formatting can lead to the loss of vital data and that is where BitRecover Pen Drive Recovery Tool comes into play. This Pen Drive Recovery Software helps users to recover lost files from pen drives, including data lost from common issues as well as supporting both NTFS and FAT file systems, offering a comprehensive solution for all your pen drive recovery needs.

Visit the official page: [BitRecover Pen Drive Recovery Wizard](#)

Step 1: Download the Pen Drive Recovery Tool and select a recovery option from the provided list of 5 different modes.

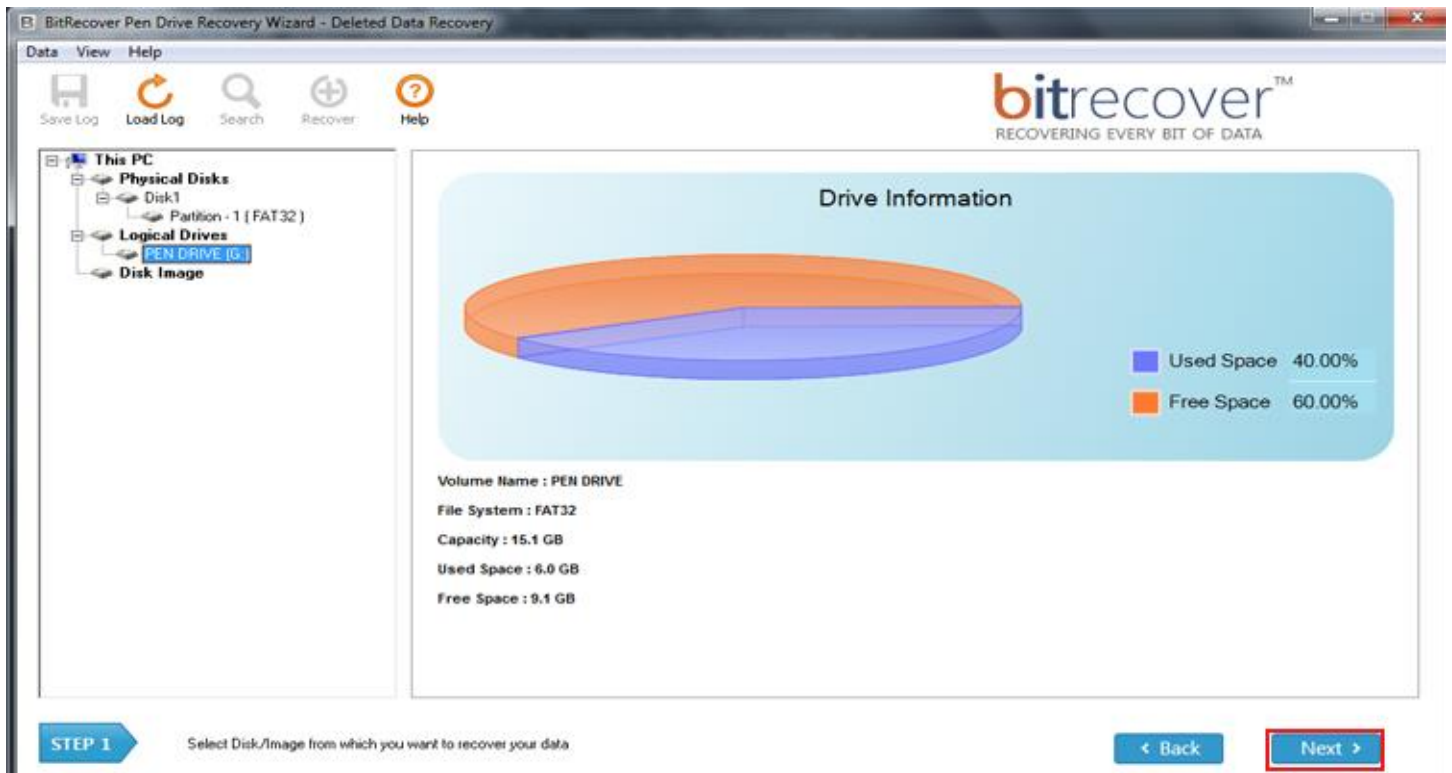


The screenshot displays five recovery options in a vertical list, each with an icon, a title, and a brief description. The first option, 'Deleted Data Recovery', is highlighted with a red border. The other options are 'Formatted Data Recovery', 'Partition Data Recovery', 'Raw Data Recovery', and 'Create Disk Image'.

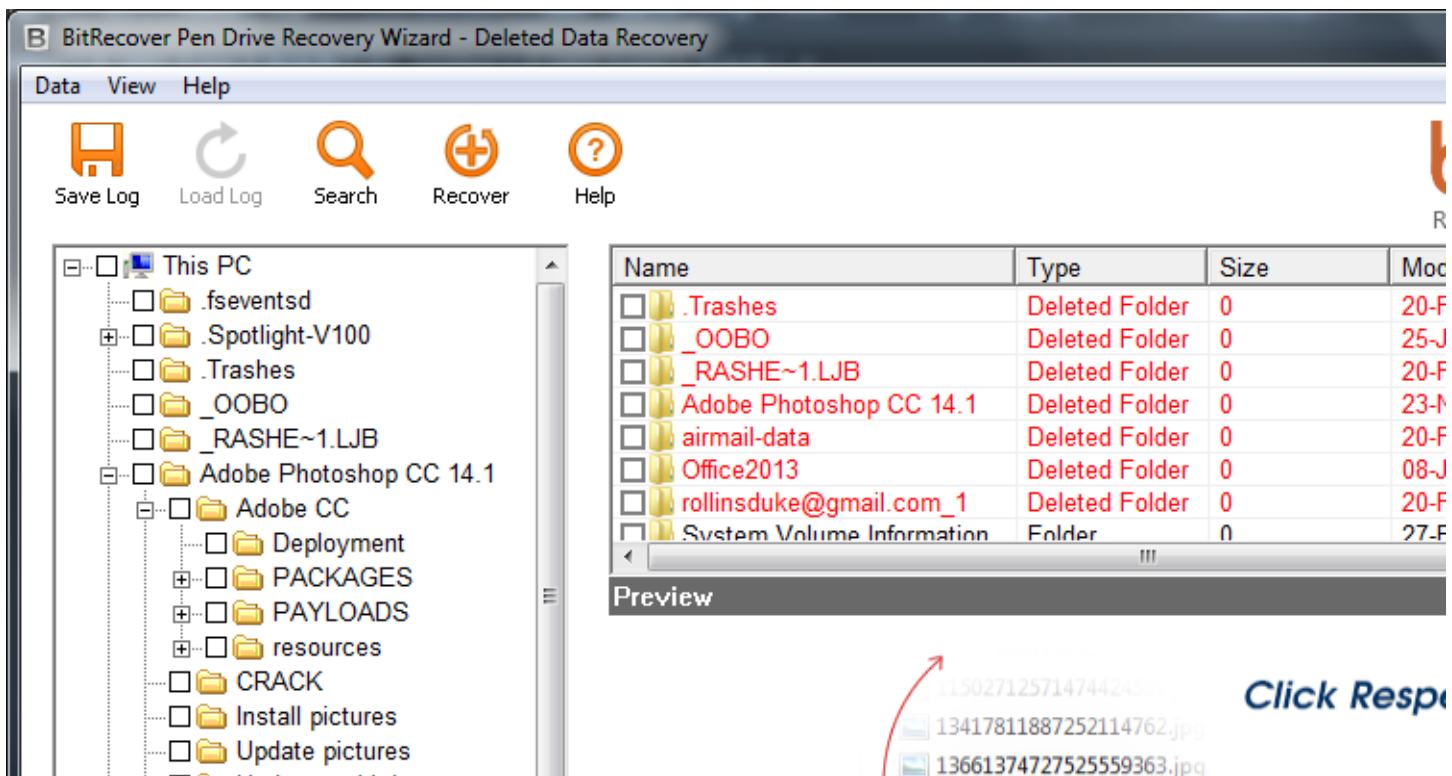
- Deleted Data Recovery**
Recover deleted files & folders even after emptying from recycle bin
- Formatted Data Recovery**
Recover files & folders from formatted pen drive & partitions
- Partition Data Recovery**
Recover data from deleted, damaged, lost partitions & re-partitioned pen drives
- Raw Data Recovery**
If above recovery options fails to find your lost files, use this option
- Create Disk Image**
Create bit by bit copy of a physical pen drive & save as virtual disk

Please Select Recovery Option

Step 2: Select the **Pen Drive** out of all the displayed drives to see the drive information such as file system, capacity, used space, free space etc.



Step 3: Select the files and folders to view the contents which you wish to recover from your Pen Drive.



Step 4: You can use the **Search Data** panel as well to apply some properties and recover only some specific data with reference to the applied properties.

Search Data ✕

Enter Search Name e.g: - *.xls

 🔍

Type

Include Deleted File(s) Exclude Deleted File(s) Only Deleted File(s)

Date (DD - MM - YYYY) ▾

▾ — ▾ — ▾ (Between) ▾ — ▾ — ▾

Size

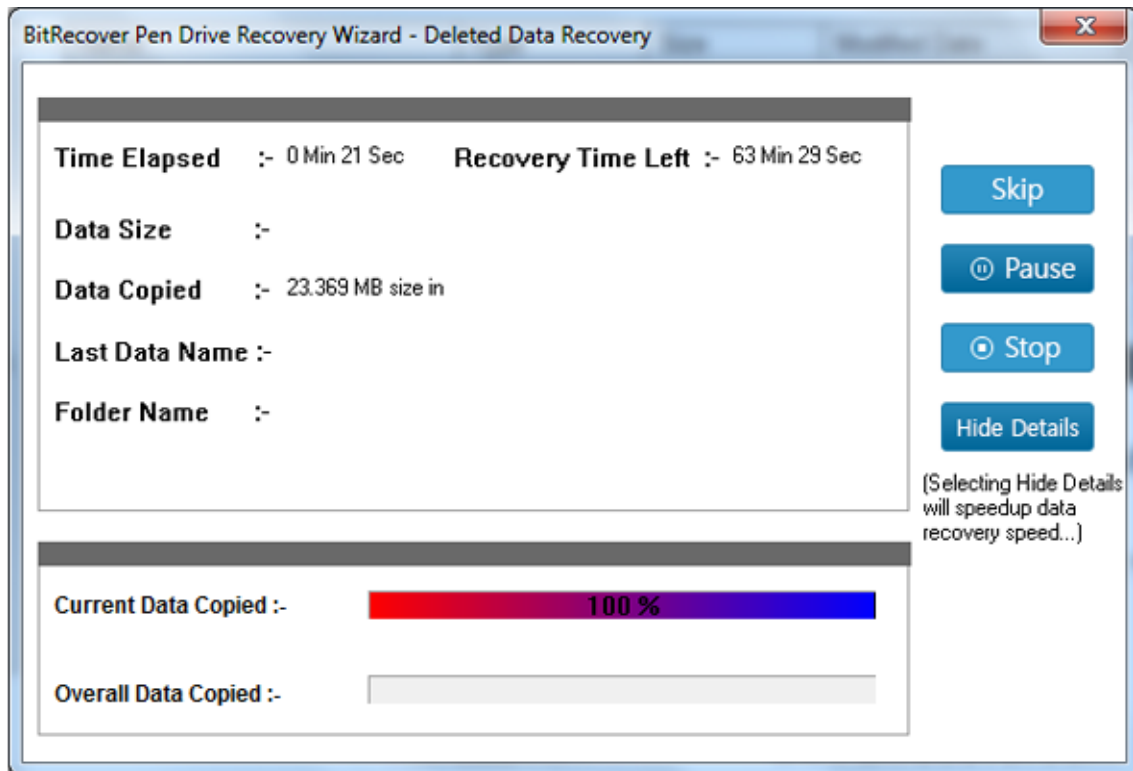
Size between : — ▾

Select/Unselect Match Found : 1021

File Name	Type	Path	File Size
<input type="checkbox"/> F dran-pass...	File	New folder\Voters Portal	147070
<input type="checkbox"/> F dran-pass...	File	New folder\Voters Portal	147070
<input type="checkbox"/> F .jpg	File	New folder\Voters Portal	123332
<input type="checkbox"/> F Visa1.jpg	File	New folder\Voters Portal	143849

📄 Save

Step 5: Finally click on **Save** button to retrieve data from the Pen Drive's selected files and folders easily.



By following the above 5 steps, you can efficiently recover your lost data using this BitRecover Pen Drive Recovery Tool. A standout feature of this software is its ability to recover data from both NTFS and FAT file systems which basically ensures you compatibility with a wide range of pen drives as well as offering you multiple recovery modes.

Conclusion

Thus, you can recover your lost files from a pen drive using this Pen Drive Recovery tool. The software's unique features lies in its ability to handle data loss situations from both FAT and NTFS systems, thereby providing you flexible recovery options. Whether you have lost files due to accidental deletion, corrupted partition or any other reason, this tool offers a reliable solution.