

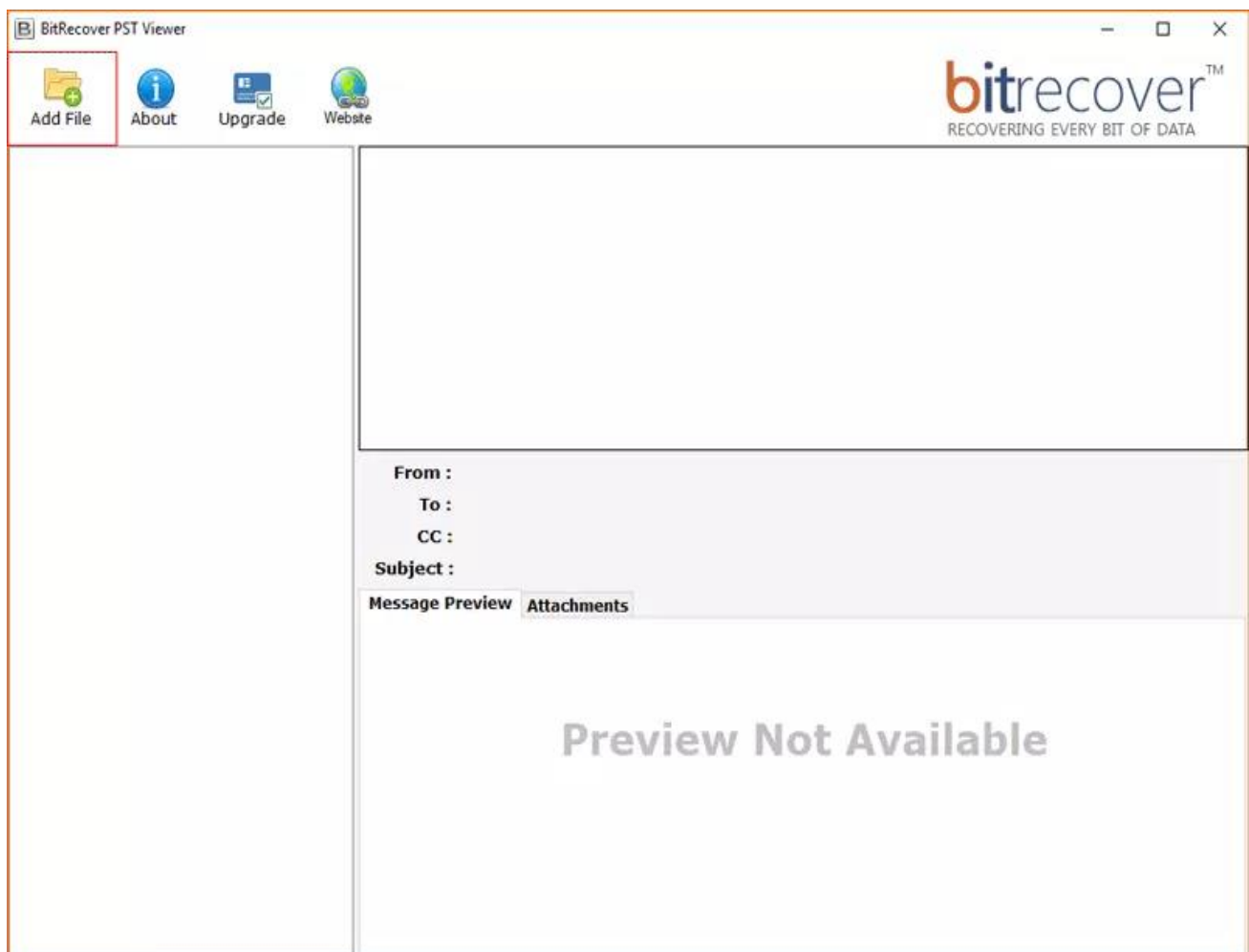
BitRecover for PST Reader

Reliable and trusted solution to view PST file content effortlessly

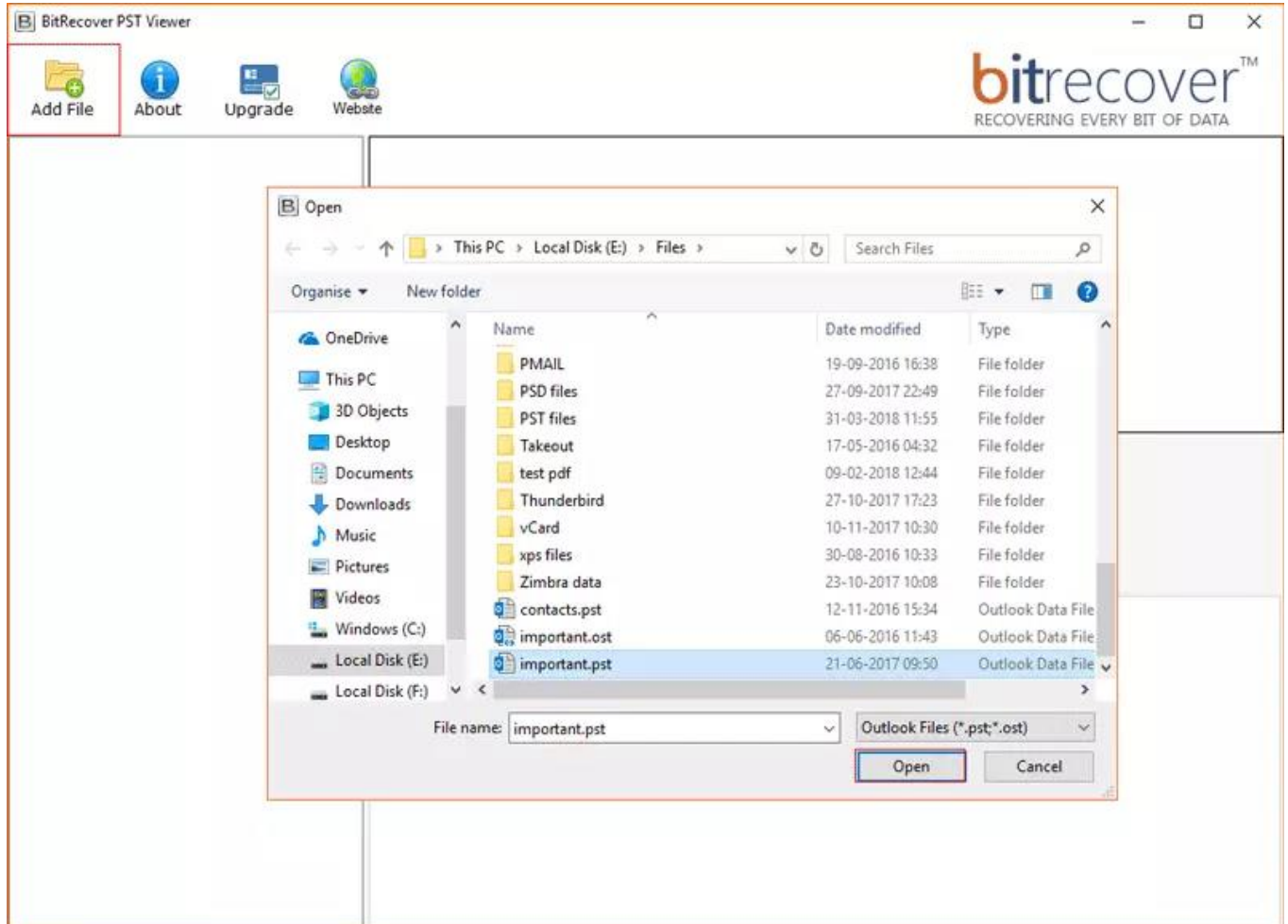
This PST File Reader is an easy-to-use solution to read or view PST files. This software provides a facility to view PST file without installing Microsoft Outlook on your device. It offers a batch mode, using this user can view multiple PST files at once and it also enables an advanced feature to read PST file attachment without including any external tool. Also supports to open and read the corrupted or damaged PST file easily.

Visit the official page: [PST Reader](#)

Step 1: **Download** the “BitRecover Free PST Viewer” and **click** on the **Add File** option from the top left corner to upload PST files.







Step 2: **Choose the PST files** you want view or read.



Step 3: Now, after selecting the PST files, select the specific **PST folder** from the side panel and **view** PST files with attachments.

BitRecover PST Viewer

 Add File
  About
  Upgrade
  Website

E:\Files\important.pst

- Top of Outlook data file(0)
- Deleted Items(0)
- Inbox(195)**
- Outbox(0)
- Sent Items(0)
- Junk E-mail(0)
- Conversation Action Settings(0)
- Quick Step Settings(0)

Att'ments	Serial	Subject
	1	Microsoft Outlook Test Message
	2	Microsoft Outlook Test Message
*	3	Fwd:
	4	Microsoft Outlook Test Message
	5	Download of PST Converter Wizard
*	6	PST Converter
	7	Web Smo shared: Delta Tibia Nails Orthoped
*	8	PST Converter
	9	Your Scoop it Daily Summary - How to Rec

From : colibri@colibri.com
To : [colibri](#) POP 3
CC :
Subject : Microsoft Outlook Test Message

Conclusion

By following the above-mentioned easy-to-use steps, you can easily view and read PST file. This robust utility provides you an advanced features and user-friendly interface compatible with beginners also. Moreover, using this software you can easily read PST file without following any manual technique.