

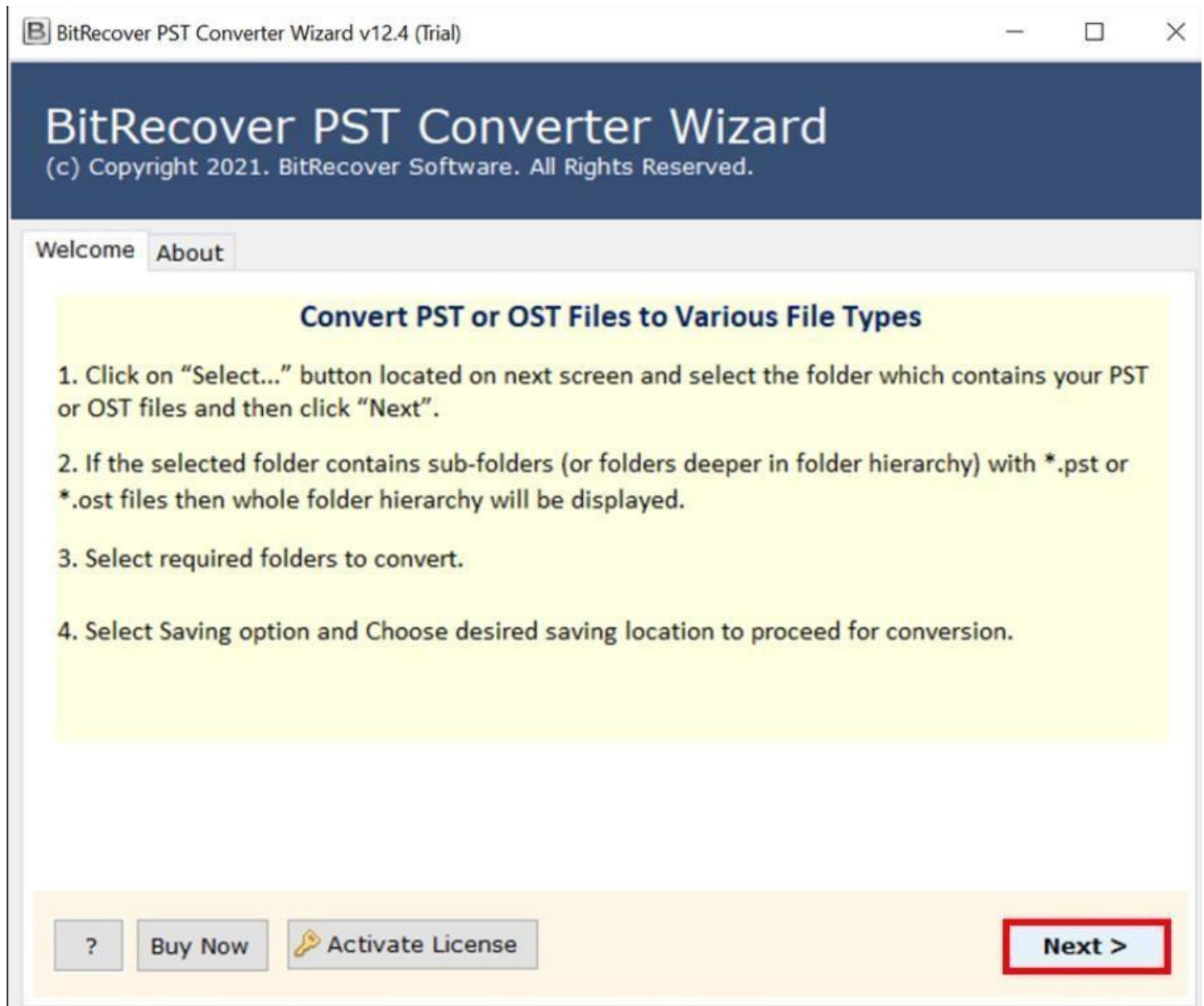
BitRecover for PST to DOC Converter

Best and reliable software to convert PST files to DOC and other different saving options

In our daily digital communications, Microsoft Outlook's PST files are widely used to store emails, contacts and other mailbox items as well. However, accessing or migrating this data to different platforms can be challenging due to compatibility issues. This is where the PST to DOC Converter comes into play which is a comprehensive tool designed to convert PST files to DOC as well as other formats. This versatility ensures seamless data migration and accessibility across various email clients and platforms.

Visit the official page: [BitRecover for PST to DOC Converter](#)

Step 1: Download the PST to DOC Converter and after opening it, go through the instructions given in the software panel. Once you are done with that, click on the **Next** button.



Step 2: If you have Email client installed, you can simply click on the **Convert Configured Outlook Mailbox Data**. If you don't have it installed, then you can manually select files/folders using the second option.

BitRecover PST Converter Wizard

(c) Copyright 2021. BitRecover Software. All Rights Reserved.

Select File(s) About

Convert configured Outlook mailbox data

C:\Users\admin\AppData\Local\Microsoft\Outlook

Let me select my Outlook mailbox data

Select *.pst or *.ost files or folder having (*.pst or *.ost) files

or

C:\Users\admin\AppData\Local\Microsoft\Outlook

Use Recovery Mode

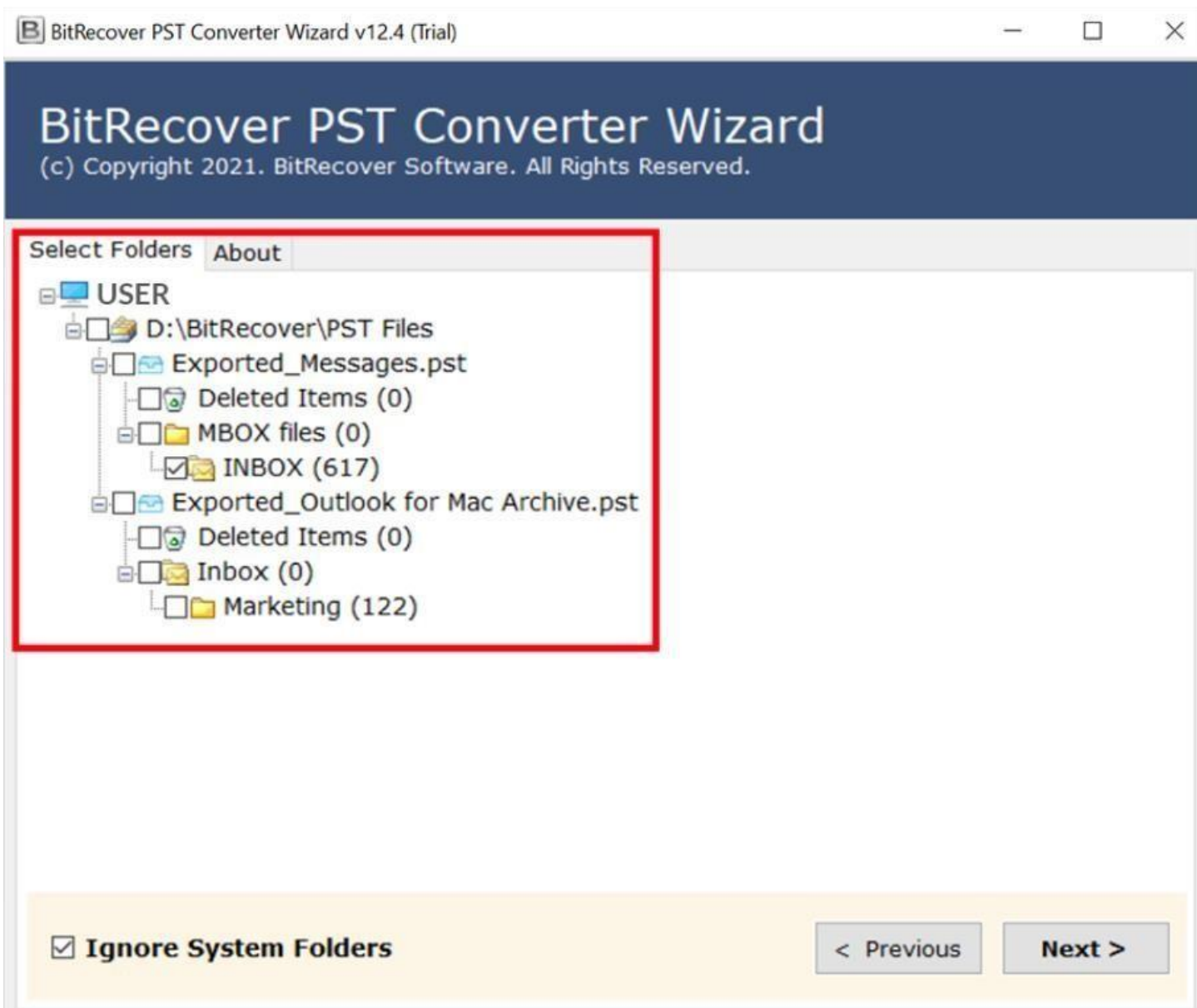
This option will help you convert corrupt .pst or .ost files. Use this option, if in case you are getting some missing folders.

?

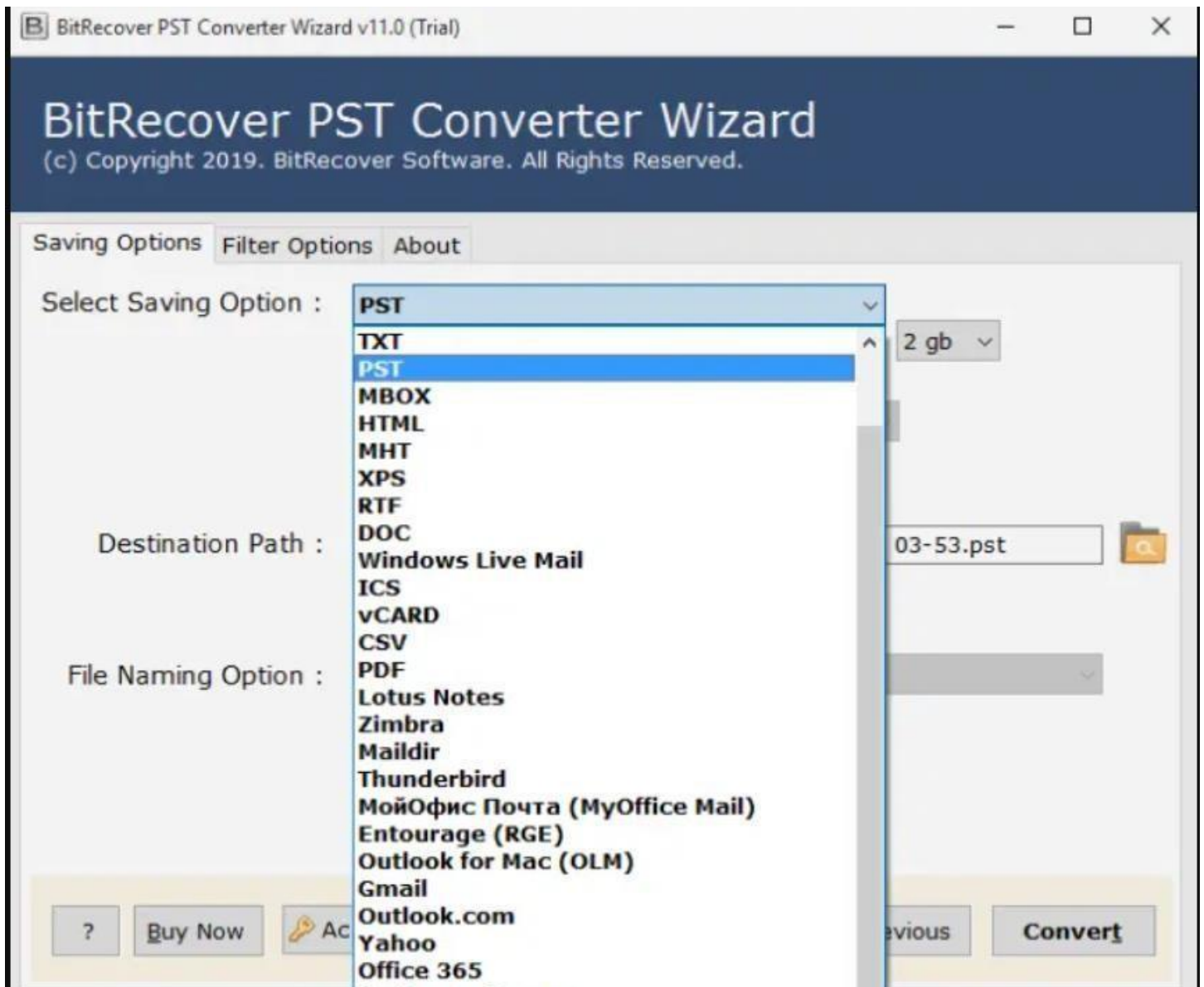
< Previous

Next >

Step 3: The software panel will display the list of all the folders, tick the required ones and click on the **Next** button.



Step 4: Choose a format as the saving option for the converted files from the displayed list of 39+ options. After that, choose a destination path for saving the converted files and click on **Convert** button.



Step 5: After that, browse destination path and click Convert button to start the conversion process.

By following the above 5 steps, you can effectively convert your PST files into DOC using this PST to DOC Converter Tool. A notable feature of this software is its advanced filtering options, which allow you to selectively convert Emails based on criteria such as date range, subject or sender, providing quite a user-friendly experience. Its intuitive interface ensures that even users with limited technical expertise can navigate the conversion process with ease.

Conclusion

Thus, whether you are transitioning to a new email client, archiving your emails, or performing data analysis, this tool offers a reliable and user-friendly solution. A standout feature of this software is its ability to maintain the original folder hierarchy and metadata properties during the conversion process, ensuring that your data remains organized and intact. Additionally, the tool supports batch conversion, allowing you to process multiple PST files simultaneously, thereby saving time and effort. Additionally, the software's compatibility with both Windows and Mac operating systems makes it a versatile choice for users seeking to manage their PST files across different platforms.