

# BrickRed Systems

APRIL 2025

# Transforming Business with Intelligent AI Solutions

BrickRed is at the forefront of AI innovation, offering comprehensive AI capabilities that transform business processes and drive operational excellence.


We built our base AI platforms using scalable architecture that allows us to rapidly customize and deploy tailored solutions.

## Vision AI:

Utilizes state-of-the-art computer vision algorithms for real-time image and video analysis.

## Listn.ai (Agentic AI Solution):

Advanced AI-driven applications that leverage multiple AI agents working together to complete complex tasks efficiently.



# Streamlining PPE Compliance with Intelligent AI Agents

Discover how our AI agents can transform your compliance

## > Automated Detection & Alerts:

Instantly identifies PPE violations and notifies safety personnel for immediate action—reducing response time and minimizing risk.

---

## > Compliance Dashboard:

Visualize compliance data with an intuitive dashboard showing employee-wise violations, resolution status, and overall safety trends.

---

## > Employee Violation History:

Track each employee's safety record over time, including frequency of violations and corrective actions taken.

---

## > Multi-Facility Scalability:

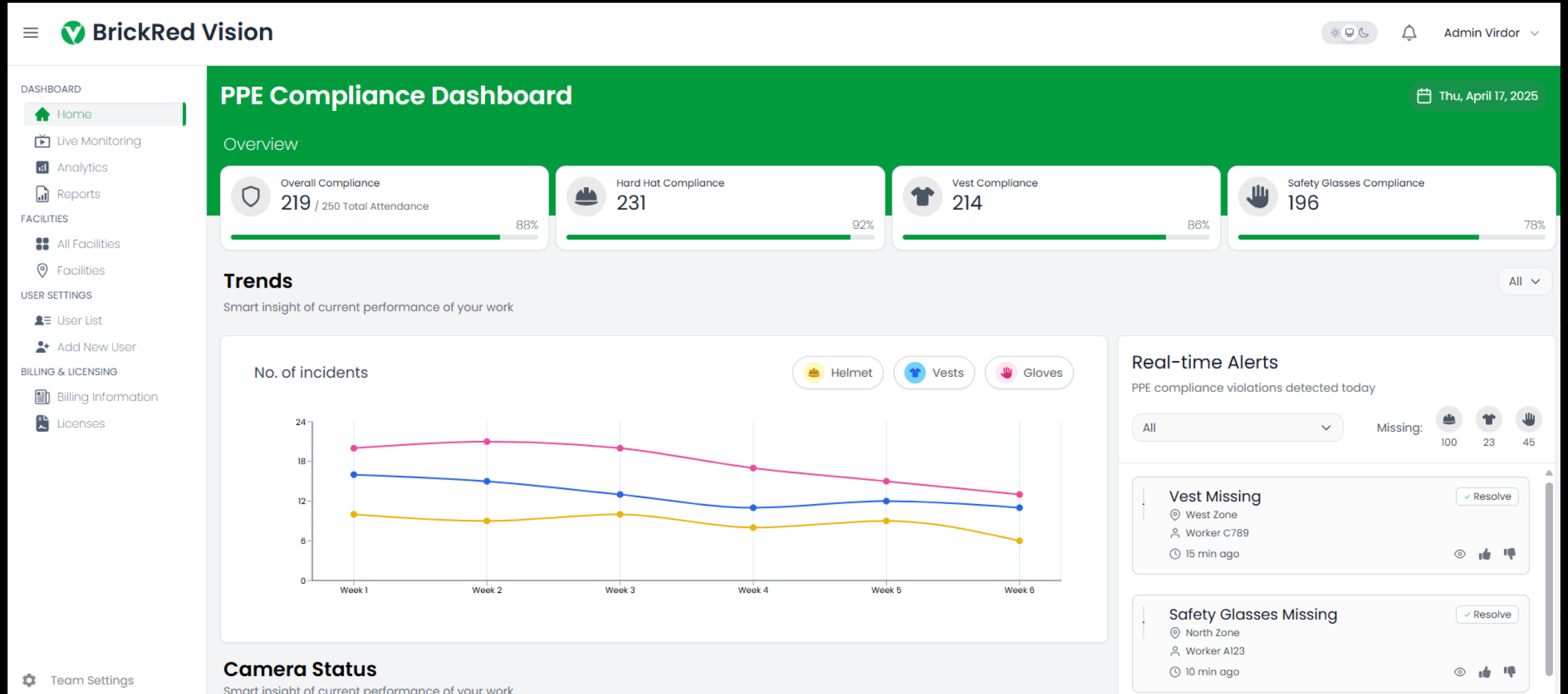
Easily expand monitoring to multiple sites with centralized control and reporting. Seamlessly manage safety across locations.

---

## > Live Monitoring:

Access real-time video streams from all facilities, ensuring active oversight and faster decision-making.

# Live Monitoring: PPE Compliance with Vision AI



# Systems Integrations

The dashboard is divided into two main sections. The top section, 'Camera Status', provides a summary of camera performance with three metrics: Total Cameras (117), Online Cameras (96), and Offline Cameras (21). The bottom section, 'System Integrations', shows the status of five connected systems: CCTV & IP Cameras (Connected), Access Control System (Connected), Workforce Management (Connected), Central Database (Connected), and AI Processing Engine (Optimal). A left sidebar contains 'Team Settings' and 'Logout' options.

## Camera Status

Smart insight of current performance of your work

Metric	Value
Total Cameras	117
Online Cameras	96
Offline Cameras	21

## System Integrations

Status of connected systems

System	Status
CCTV & IP Cameras 12 cameras online, 0.4s avg. latency	Connected
Access Control System Enforcing PPE compliance at 4 entry points	Connected
Workforce Management Tracking 87 workers across all zones	Connected
Central Database Last sync : 2 minutes ago	Connected
AI Processing Engine Processing at 30 FPS, 98.7 % accuracy	Optimal

- Team Settings
- Logout

# Consolidated Reports Dashboard

**BrickRed Vision**

Admin Virdor

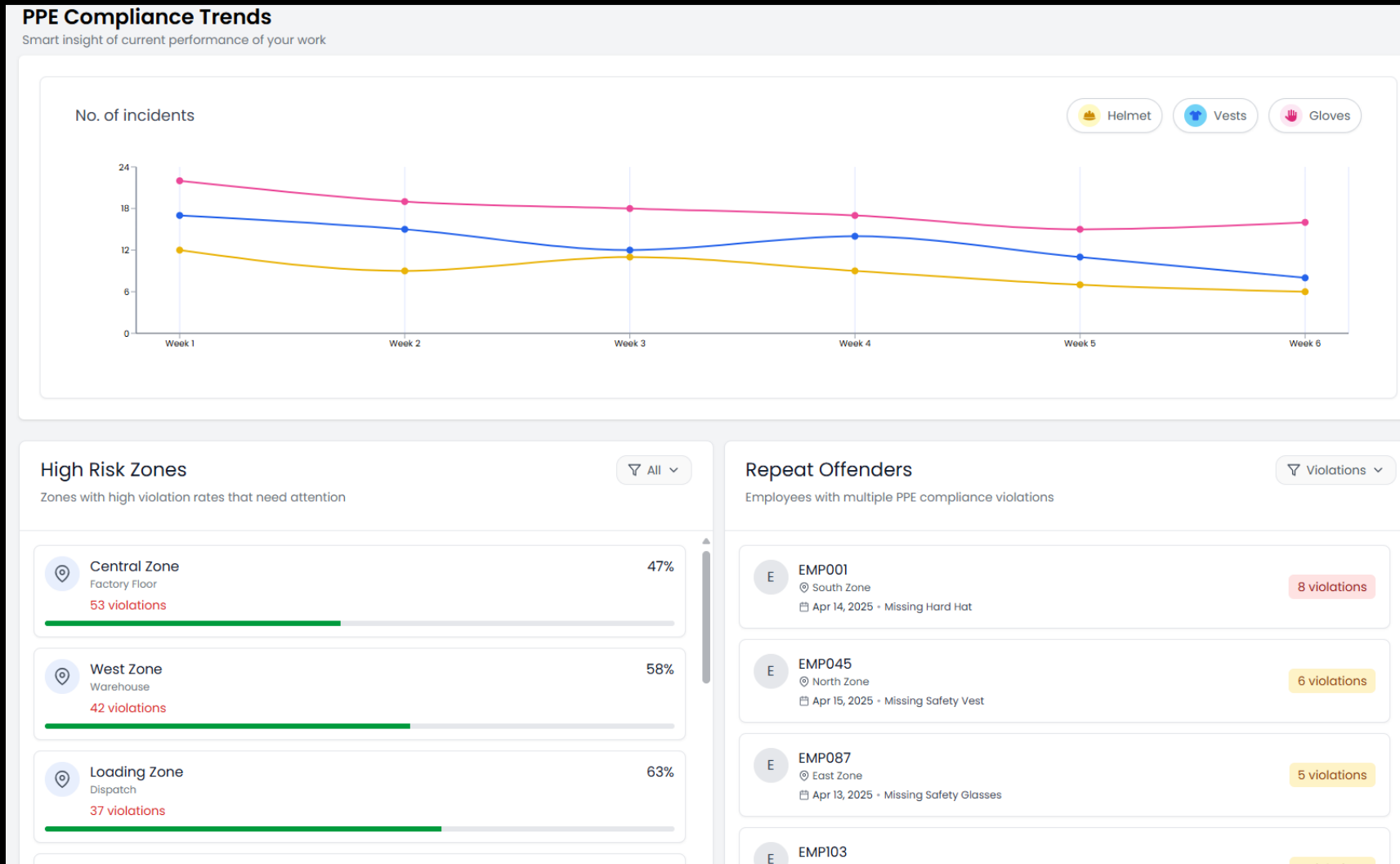
**Reports Dashboard**

Compliance Reports [Generate New Report](#)

Select Date Range

Report Name	Frequency	Generated On	Author	Download	Pages
Daily Compliance Report	Daily	April 2, 2025	System	<a href="#">Download</a>	5
Weekly Compliance Summary	Weekly	April 1, 2025	System	<a href="#">Download</a>	12
Zone A Detailed Analysis	Custom	March 28, 2025	John Smith	<a href="#">Download</a>	8
Violation Trends Report	Weekly	March 25, 2025	System	<a href="#">Download</a>	5
Repeat Offenders Analysis	Custom	March 20, 2025	Sarah Johnson	<a href="#">Download</a>	7
Predictive Insights Report	Monthly	March 15, 2025	System	<a href="#">Download</a>	10

# Reports: Employee Violation History & Risk Zones



# Multi-Facility Scalable Architecture

The screenshot displays the 'BrickRed Vision' web application interface. The top navigation bar includes the logo, a search bar, and a user profile for 'Admin Virdor'. The left sidebar contains a menu with categories: DASHBOARD (Home, Live Monitoring, Analytics, Reports), FACILITIES (All Facilities, Facilities), USER SETTINGS (User List, Add New User), and BILLING & LICENSING (Billing Information, Licenses). At the bottom of the sidebar are 'Team Settings' and 'Logout' options. The main content area is titled 'Facilities' and features a search bar and a '+ Add New Facility' button. Below this is a table of 'Active Facilities' with a filter set to 'All'. The table lists 12 facilities with columns for Facility Name, City, Address, and Actions.

	FACILITY NAME	CITY	ADDRESS	ACTIONS
1	<a href="#">Ardley ERF</a>	Ardley	123 Ardley Road	
2	<a href="#">Avonmouth ERF</a>	Bristol	456 Avonmouth Way	
3	<a href="#">Beddington ERF</a>	Croydon	789 Beddington Lane	
4	<a href="#">Cardiff ERF</a>	Cardiff	101 Cardiff Bay	
5	<a href="#">Dunbar ERF</a>	Dunbar	202 Dunbar Coast	
6	<a href="#">Exeter EFW</a>	Exeter	303 Exeter Road	
7	<a href="#">Glasgow RREC</a>	Glasgow	404 Glasgow Street	
8	<a href="#">Lakeside ERF</a>	Slough	505 Lakeside Drive	
9	<a href="#">Peterborough ERF</a>	Peterborough	606 Fengate	
10	<a href="#">Runcorn ERF</a>	Runcorn	707 Picow Farm Road	
11	<a href="#">Thameside ERF</a>	Thurrock	808 Thames Road	
12	<a href="#">Westfield ERF</a>	Westfield	909 Westfield Lane	