



MAT **Vision**

The hub of a Trust's MIS



020 8290 7100



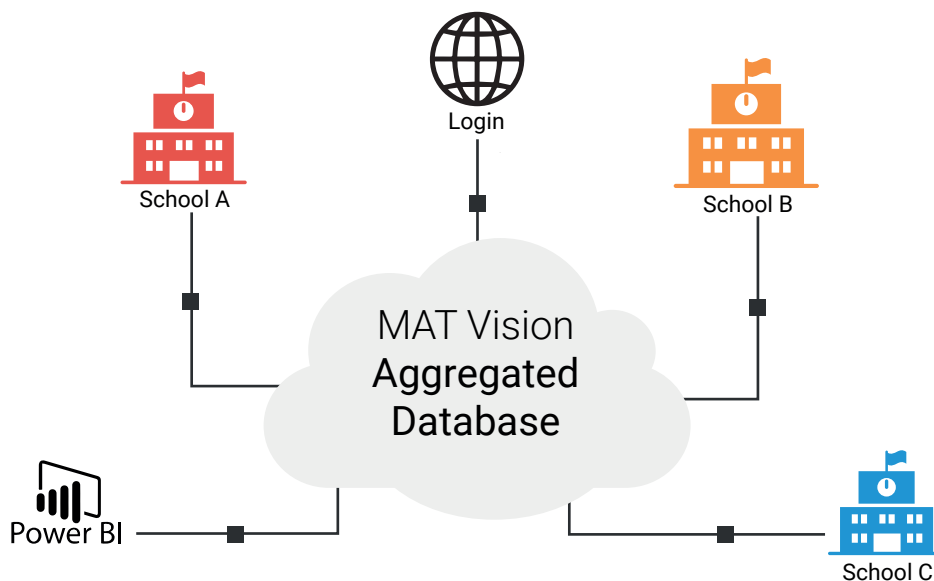
enquiries@bromcom.com


Bromcom 
No.1 Choice for Cloud MIS & Finance


What is MAT Vision?

MAT Vision is the hub of a Trust's Management Information System. More than just a warehouse for trust-wide data, MAT Vision is at the centre of the trust's operations by facilitating the management and organisation of data across Bromcom Cloud MIS. Powerful and highly flexible analytics allow a trust to understand school performance and target school improvement.

Two-way data synchronisation is enabled between MAT Vision and all Bromcom MIS schools within the trust:



 Once logged into MAT Vision a user with the appropriate role can analyse MAT data, edit Trust wide data frameworks, drilldown to school-level data and success Cloud MIS databases across the trust

 Trust or schools can pull data in PowerBI securely and allow users to access the PowerBI Analytics within MAT Vision and Bromcom MIS without switching between applications

Key Features



Flexible and customisable dashboards ensure users see relevant and timely information



Tiered levels of analysis, down to student-level data, is controlled by roles and permissions



Staff, Students, Groups, Roles and Accounts across the MAT can be viewed and controlled centrally

Feature Overview

Simple Setup & Configuration

With a simple set-up and configuration, once licensed with Customer Services, a school's data is automatically available in MAT Vision.

User Accounts with seamless single sign-on process allows MAT Vision users with necessary permission to move seamlessly between MAT Vision and schools' CloudMIS systems.

MAT Central Control

The MAT Vision user can, with adequate permissions, send a message or alert to staff across the trust as well as an SMS, email or push-notification message to students and student contacts across the trust.

Add staff and users accounts for the MAT Central Team in MAT Vision and if a staff member moves from one school in the trust to another, the staff record and user account can be moved easily between CloudMIS databases.

Quick Access to MAT-wide information

View an individual school's profile to drill-down from the Schools List page to an individual school to get an overview of the school's characteristics. This will allow you to validate school data held within the individual CloudMIS databases from MAT Vision without having to log into each school database.

Student and staff lists are shown data tables. The students and staff across schools within the MAT and their various characteristics. The students and staff shown within the data table, and the data items available is dependent on the user's permissions.

PowerBI and SQL

With PowerBI integration you can use OData feed from MAT Vision within PowerBI to create dashboards. These dashboards are then embedded directly into MAT Vision, behind secure authentication, so there is no insecure publishing of public URLs.



Detailed Specifications: Simple Setup

Feature	What it does	Benefits
<p>Simple set-up and configuration</p>	<p>Once licensed with Customer Services, a school's data is automatically available in MAT Vision</p>	<ul style="list-style-type: none"> • No complicated setup to link CloudMIS databases MAT Vision • Quick onboarding process • Scalable solution that grows with the MAT without increasing workload
<p>User Accounts with seamless single sign-on process</p>	<p>Allows MAT Vision users with necessary permission to move seamlessly between MAT Vision and schools' CloudMIS systems</p>	<ul style="list-style-type: none"> • Ideal for Central Team or those users responsible for managing multiple school MIS • Reduces the burden of remembering multiple URLs, database IDs, username and passwords • Secured with two-factor authentication if required for increased data security
<p>Access Permissions to drill-down through tiers of data</p>	<p>Limits users to what level of details they can see dependent on the permissions their role/account has been granted</p>	<ul style="list-style-type: none"> • Ensures GDPR and MAT policy compliance by displaying the minimum amount of data required per stakeholder • Flexible enough to drill-down to student/staff level data for those with a business need and required permissions
<p>Role permissions give full flexibility to grant Access/Edit permission to each area of MAT Vision</p>	<p>An administrator can tailor roles within the system to fit the MAT's policy on accessing data</p>	<ul style="list-style-type: none"> • MAT Vision roles can be set-up to provide different levels of access to match job roles and responsibilities within the MAT • Facilitates comprehensive data protection and security policies

Further refine role permissions with per user access to individual schools and school sets

Allows to differentiate access control so that different users with the same role can have different levels of access to specific schools' data within the MAT

- It is possible to set up generic roles with permissions to Access/Edit various areas of the system, but the level of detail on drill-downs can be differentiated depending on which specific school the user has access to
- For example, there maybe a Headteacher role within the system that is assigned to Heads to be able to view MAT level data. Which schools/ students and staff the Heads can drilldown to is configurable

Two-way data transfer

As well as securely receiving data from CloudMIS instances on a flexible transfer schedule, MAT Vision can push data back to CloudMIS databases

- Secure O-Data feed transfers the data behind secure authentication
- Control the frequency of data transfer to MAT Vision, up to hourly schedule
- Automate the transfer of school level data to the central database (Vision) with no technical overhead typically associated with the use of APIs
- Allows MAT central team to manage and control data across the MAT from a central database
- MAT Vision acts as a repository for data models such as Adhoc reports, Behaviour models, Assessment models that can be pushed out to schools

MAT Central Control

Feature	What it does	Benefits
Central Team management	Add staff and users accounts for the MAT Central Team in MAT Vision	<ul style="list-style-type: none"> • Full staff record and user account creation facilities within MAT Vision for Central Team staff members • Users do not have to be associated with a specific school in the trust • Can be included in analysis of staff
Move staff record and user account	If a staff member moves from one school in the trust to another the staff record and user account can be moved easily between CloudMIS databases	<ul style="list-style-type: none"> • Reduces administration time • Reduces chance of duplicated records
Central management of data models and structures	With the required permissions, a user can audit the data models and structures in use across all the MAT schools	<ul style="list-style-type: none"> • Gives an overview of how data is being stored and the logic of model and structures in use across the trust • Helps standardise classification, collection and storage of data
Manage SMS credits across the trust	Purchase, manage and transfer SMS credits across trust schools	<ul style="list-style-type: none"> • Centralised procurement • Central auditing of SMS usage and cost • Allocation of SMS credits between schools from within MAT Vision
Centralised communication across the trust staff, with students and contacts across the trust	The MAT Vision user can, with adequate permissions, send a message or alert to staff across the trust as well as an SMS, email or push-notification message to students and student contacts across the trust	<ul style="list-style-type: none"> • Streamlines centralised communication • Allows the user to send a message to target users, specific roles or all staff • Allows the user to send a message to targets student and contacts across all schools in the trust

Quick Access to MAT-wide information

Feature	What it does	Benefits
Schools List	Lists, in a data table, the schools across the MAT and various school characteristics. The data table can be modified by the user to add/remove data columns for a customised view	<ul style="list-style-type: none"> • See details for all schools in the trust, at-a-glance. • Filter and sort data within the table to isolate schools with specific characteristics. • Add/remove data columns to customise the data grid • Quickly export table data for further analysis • Allow multi-selection of schools to perform bulk actions (like send communication)
View an individual school's profile	Drill-down from the Schools List page to an individual school to get an overview of the school's characteristics	<ul style="list-style-type: none"> • Validate school data held within the individual CloudMIS databases from MAT Vision without having to log into each school database • If an edit is needed to school data, a link to the relevant page with the relevant database makes managing school data quick and easy
Students List	Lists, in a data table, the students across schools within the MAT and various student characteristics. The students shown within the data table, and the data items available is dependent on the user's permissions	<ul style="list-style-type: none"> • Access is tightly controlled by role and user permissions • For those with access, pulls into Vision student details from across the MAT • Central overview of the "raw" student data including students' Contacts details • Ability to export for those users with permission • Ability to perform bulk student-level actions for those users with permission

<p>View an individual student profile</p>	<p>Drill-down from the Student List page to an individual student profile</p>	<ul style="list-style-type: none"> • Ability for users with relevant permissions to view an individual student's details from within Vision • If an edit is needed to student data, a link to the relevant page with the relevant database makes managing student data quick and easy • Access is tightly controlled by role and user permissions
<p>Staff List</p>	<p>Lists, in a data table, the staff across schools within the MAT and various staff characteristics. The staff shown within the data table, and the data items available is dependent on the user's permissions</p>	<ul style="list-style-type: none"> • For those with access, pulls into Vision staff details from across the MAT • Central overview of the "raw" staff data for HR and associated purposes • Ability to export for those users with permission • Ability to perform bulk staff-level actions for those users with permission
<p>View an individual Staff profile</p>	<p>Drill-down from the Staff List page to an individual member of staff's profile</p>	<ul style="list-style-type: none"> • Ability for users with relevant permissions to view an individual staff's details from within Vision • If an edit is needed to staff data, a link to the relevant page with the relevant database makes managing student data quick and easy

Inbuilt Analytics (Non Power BI)

Feature	What it does	Benefits
Informative Home page with customisable widgets	<p>The homepage dashboard is very flexible. The user can customise the widgets which can include KPI statistics, charts, images, links to files, etc.</p>	<ul style="list-style-type: none"> • From first log-on, the user sees at-a-glance their own timely and relevant MAT information • Powerful MAT Dashboard surfacing information relevant to the user's role and responsibilities • Each widget is a top-level element that can be drilled down to get further information
Create user-defined widgets for Home page	<p>The user can create and save new widgets for the Home page to further customise their experience</p>	<ul style="list-style-type: none"> • Ultimate control and flexibility to surface information and present it in a way that makes sense to the user
Enhanced benchmarking and trend analysis	<p>Allows the MAT data to be benchmarked and compared to both internal datasets such as previous years' results, targets and national statistics</p>	<ul style="list-style-type: none"> • Compare data across the trust to national statistics • Compare year-on-year data and identify trends • Benchmark progress against internally set targets • Provides contextual student characteristics across the trust • Reduce admin time collating student numbers information across the trust
Enrolment Dashboard	<p>Charts, KPIs and data relating to enrolment, demographics and student movement across the MAT</p>	<ul style="list-style-type: none"> • Identify movement trends and issues • Compare student numbers over time and between schools in the trust • A user with relevant permission can drill-down through the charts to the underlying data

Attendance Dashboard	Charts, KPIs and data relating to student attendance across the MAT	<ul style="list-style-type: none"> • Brings the power of the Attendance Dashboard from CloudMIS into MAT Vision • Identify trends and attendance issues across the trust schools • Compare attendance data to various benchmarks • A user with relevant permission can drill-down through the charts to the underlying data
Behaviour Dashboard	Charts, KPIs and data relating to student behaviour across the MAT	<ul style="list-style-type: none"> • Brings the power of the Behaviour Dashboard from CloudMIS into MAT Vision • Identify trends and behaviour issues across the trust schools • Compare behaviour at different levels like positive/negative, by category and by event type • A user with relevant permission can drill-down through the charts to the underlying data
Exclusions Dashboard	Charts and data relating to student exclusions across the MAT	<ul style="list-style-type: none"> • Reduce admin time collating exclusion information across the trust • Identify exclusion trends and issues • Compare exclusion data over time and compare to national statistics • A user with relevant permission can drill-down through the charts to the underlying data
Staff Dashboard	Charts, KPIs and data relating to employment, demographics other staffing information across the MAT	<ul style="list-style-type: none"> • Reduce admin time collating staff information across the trust • Identify trends and issues • Compare staffing levels over time and between schools in the trust • A user with relevant permission can drill-down through the charts to the underlying data

Student Attainment & Progress Dashboard	<p>Charts, KPIs and data relating to attainment and progress and different phases across the MAT</p>	<ul style="list-style-type: none"> • Provides prior attainment and latest results data for students across the trust • Reduce admin time collating student attainment and progress information across the trust • Identify attainment and progress trends and issues • Compare attainment and progress over time and between schools in the trust • A user with relevant permission can drill-down through the charts to the underlying data
Grade Distribution Breakdown	<p>Collate Assessment results across all schools in the trust</p>	<ul style="list-style-type: none"> • Provides assessed and predicted grades for students across the trust • Reduce admin time collating assessment data across the trust • A user with relevant permission can drill-down through the charts to the underlying data
School Performance	<p>Create rating systems and rate schools across the MAT based on MAT criteria</p>	<ul style="list-style-type: none"> • Award schools MAT-customised ratings like Red/Amber/Green for school performance areas determined by the MAT • Add notes describing the rating • Add supporting documents • Audit School Performance with logs
Ofsted Rating fields	<p>A set of data fields are created in schools' databases including current Ofsted ratings, overall and in main areas, latest inspection date, etc. Pulled into MAT Vision</p>	<ul style="list-style-type: none"> • Report on Ofsted ratings across trust

PowerBI and SQL

Feature	What it does	Benefits
BI Integration	Use OData feed from MAT Vision within PowerBI to create PowerBI dashboards	<ul style="list-style-type: none">• Create bespoke PowerBI visualisations and dashboards using the data help in MAT Vision• Use together with the PowerBI Viewer to view your bespoke PowerBI dashboards within MAT Vision
PowerBI Viewer	Embed PowerBI dashboards directly into MAT Vision	<ul style="list-style-type: none">• Allows the MAT to use view PowerBI dashboards from within MAT Vision and behind secure authentication, so no insecure publishing of public URLs• A user can securely access PowerBI visuals using their MAT Vision account
Database replication to Azure SQL Database	Allows the MAT to access Vision data directly via SQL	<ul style="list-style-type: none">• Allows direct access for those with existing data warehousing solutions.