

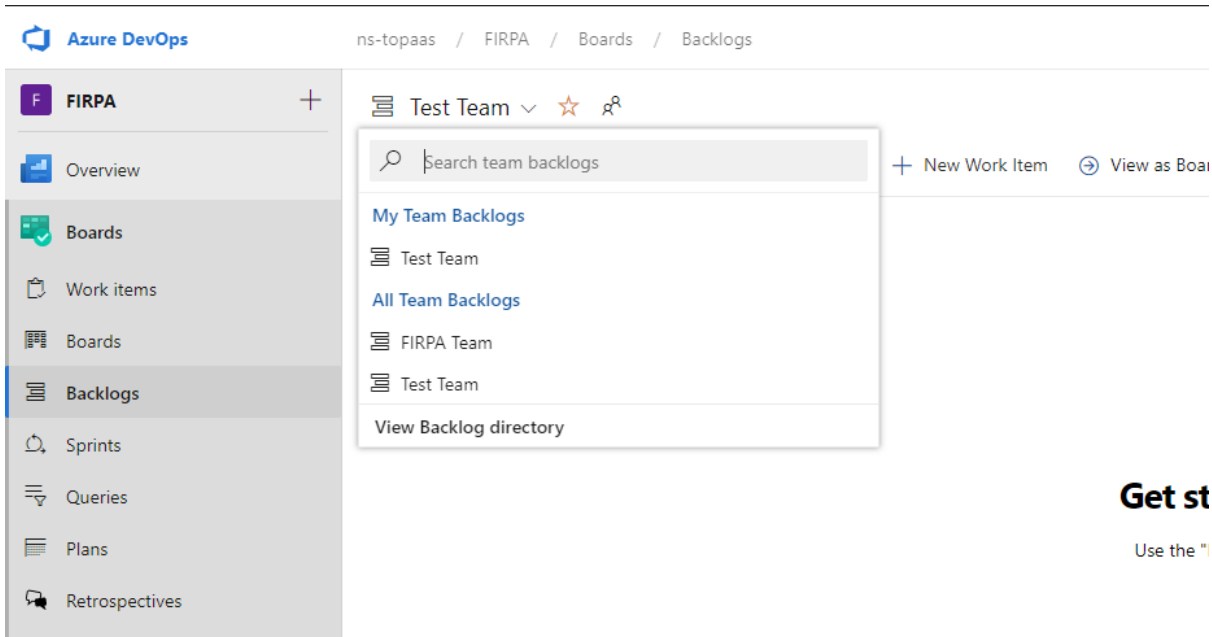
Azure Boards Workshop

Agenda

- Project / Teams
- Work items
- Backlogs
- Queries
- Boards
- Sprints
- Others

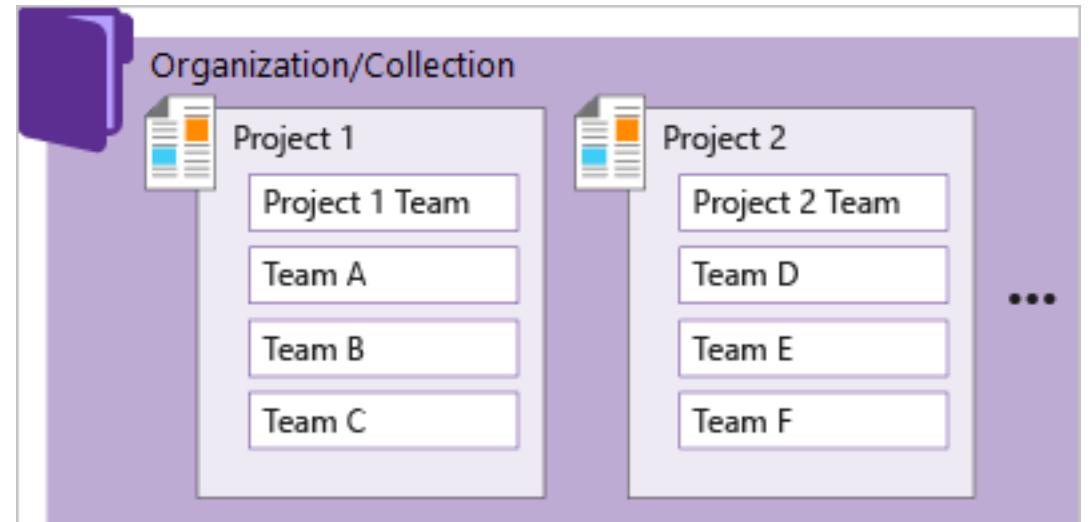


Organization / Projects / Teams



Get st

Use the "



Iterations / Areas

Project Settings

Fabrikam Fiber

General

- Overview
- Teams
- Permissions
- Notifications
- Service hooks
- Dashboards

Boards

- Project configuration
- Team configuration
- GitHub connections

Boards

Iterations Areas

This project is currently using the Agile process. To customize your work item types, go to the process customization page.

Create and manage the iterations for this project. These iterations will be used by teams for iteration planning (sprint planning). [Learn more about customizing areas and iterations](#)

To select iterations for the team, go to [the default team's settings](#).

New New child | + -

Iterations	Start Date	End Date
▼ Fabrikam Fiber		
▼ Release 1	...	
Sprint 1	1/6/2020	1/10/2020
Sprint 2	1/13/2020	1/17/2020
Sprint 3	1/20/2020	1/24/2020
Release 2		

Project Settings

Fabrikam Fiber

General

- Overview
- Teams
- Permissions
- Notifications
- Service hooks
- Dashboards

Boards

- Project configuration
- Team configuration
- GitHub connections

Boards

Areas

This project is currently using the Agile process. To customize your work item types, go to the process customization page.

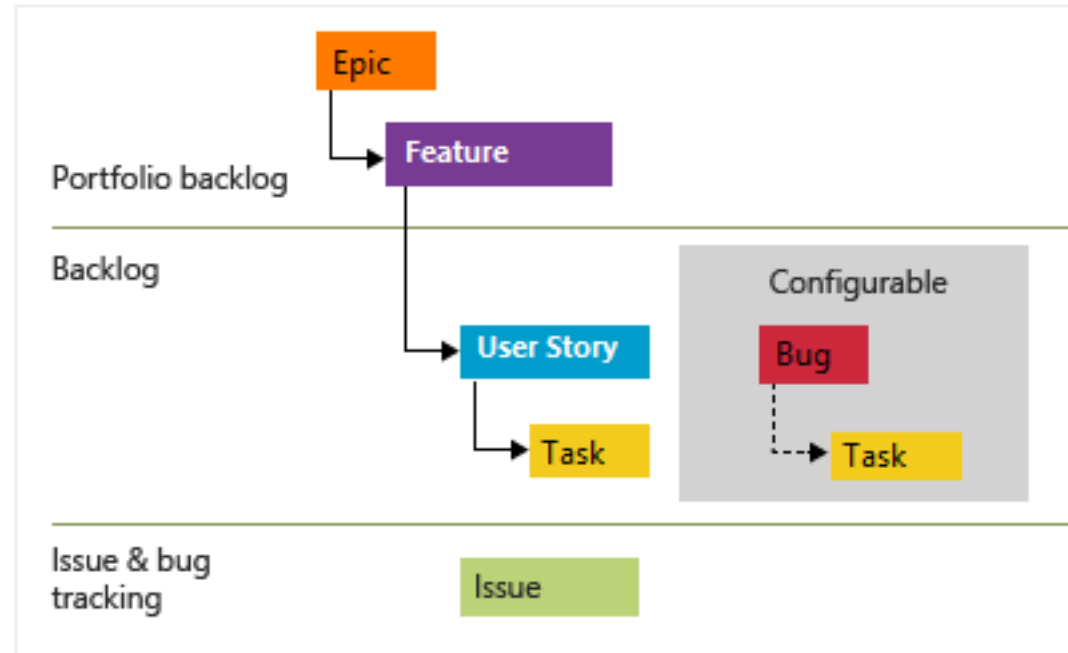
Create and manage the areas for this project. These areas will be used by teams to determine what shows up on the team's backlog and what work items the team is responsible for. [Learn more about customizing areas and iterations](#)

To select areas for the team, go to [the default team's settings](#).

New New child | + -

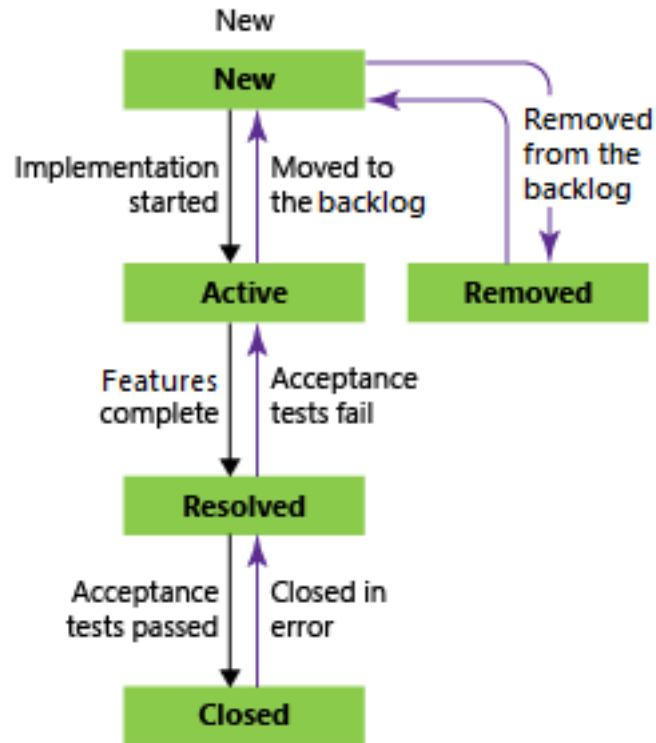
Areas	Teams
▼ Fabrikam Fiber	
Customer Service	Customer Service
Phone	
Voice	
Web	...

Work items hierarchy

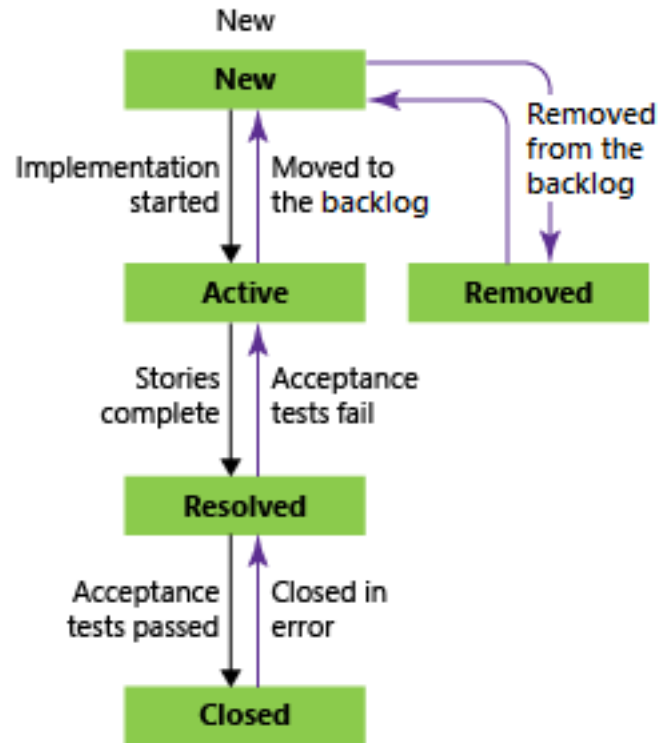


Scrum / Agile process

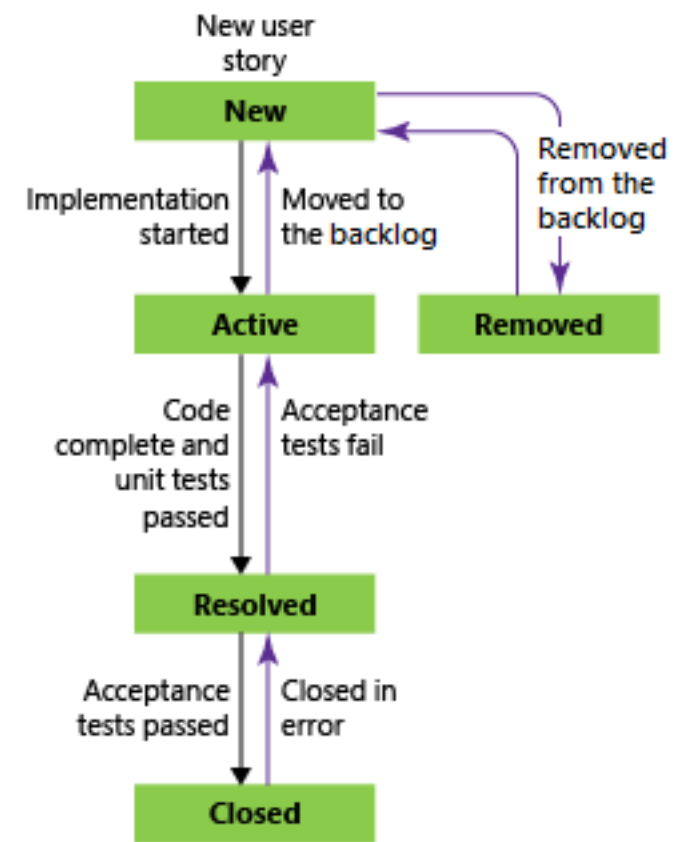
Epic





Feature








User story









Backlogs

FIRPA Team  

Backlog Analytics Feature Timeline Epic Roadmap | [+ New Work Item](#) [View as Board](#) [Column Options](#) ...

 Epics    

Order	Work Item Type	Title	State	Effort	Busin...	Value Area	Tags
1	Epic	▼  Demo Epic	● New			Business	
	Feature	▼  Afdeling	● New			Business	
	Feature	▶  Feature A	● New			Business	
+ 2	Epic	▼  Maandverwerking 2020	● New			Business	
	Feature	▶  Order to cash	● New			Business	
	Feature	▼  Afdeling Y	● New			Business	


Planning

Drag and drop work items to include them in a sprint.

FIRPA Team Backlog

Iteration 1

Planned Effort: -

 1  2

Current

Iteration 2

No work scheduled yet

Iteration 3

Work item creation

NEW USER STORY *

Test story

Unassigned 0 comments Add tag Save ↺ ↻ ⋮

State New Area FIRPA
Reason New Iteration FIRPA\Iteration 1 Details ⌚ 🔗 📎

Description

As a **user** I want **X** so that I can do **Y**.

Acceptance Criteria

- Meets A
- Meets B
- Test case x should work
-

Discussion

DM Add a comment. Use # to link a work item, ! to link a pull request, or @ to mention a person.

Planning

Story Points
Priority 2
Risk

Classification

Value area
Business

Mapped on SpecMap

This work item is not mapped on any maps

Deployment

To track releases associated with this work item, go to Releases and turn on deployment status reporting for Boards in your pipeline's Options menu. Learn more about deployment status reporting

Development

+ Add link

Related Work

+ Add link ▾
Add an existing work item as a parent

Queries

ns-topaas / FIRPA / Boards / Queries

Search

Queries > My Queries

Results Editor Charts | Run query New Save query Revert changes Column options Save items Email query Copy query URL Export to CSV ...

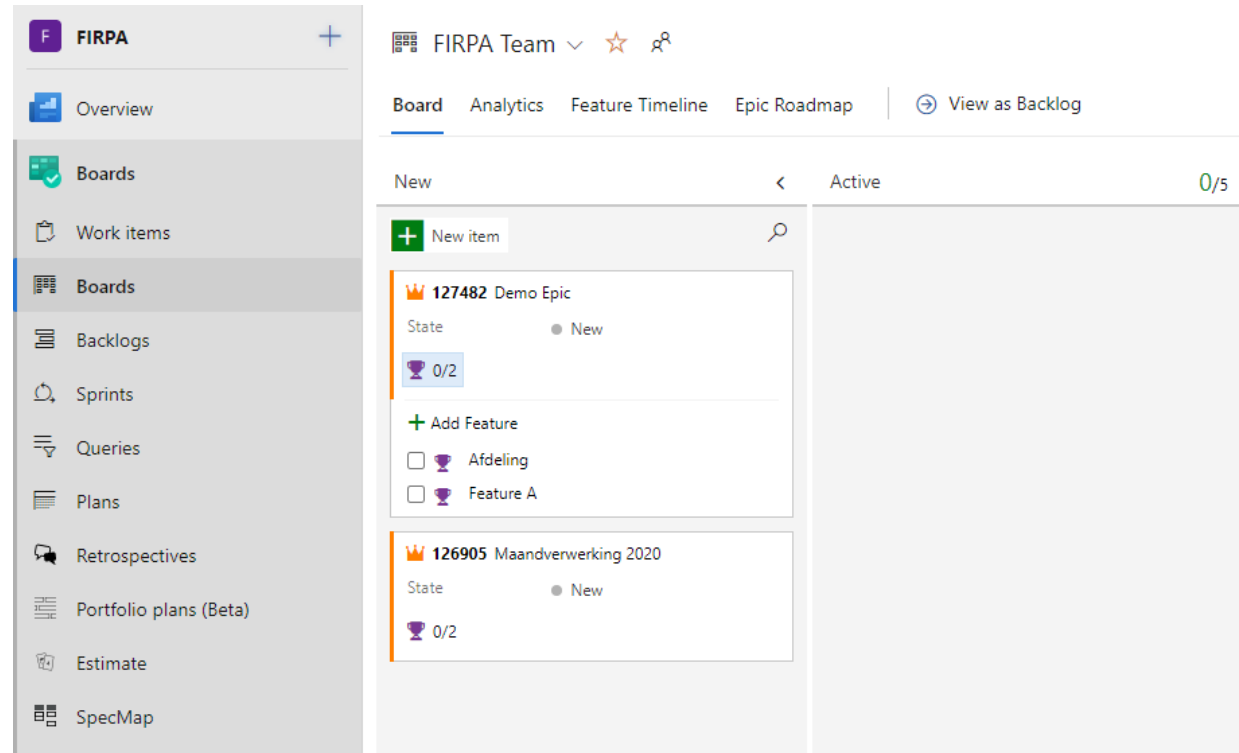
Type of query Flat list of work items

Filters for top level work items

	And/Or	Field*	Operator	Value
+ X	<input type="checkbox"/>	Work Item Type	=	[Any]
+ X	<input type="checkbox"/> And	State	=	[Any]
+ Add new clause				

Boards

- Used for Kanban boards
- Other overview of the backlog
- Doesn't work with iterations
- Statistics
- Planning



Sprints

Azure DevOps ns-topaas / FIRPA / Boards / Backlogs

FIRPA

Overview

Boards

Work items

Boards

Backlogs

Sprints

Queries

Plans

Retrospectives

Portfolio plans (Beta)

FIRPA Team

Backlog Analytics Feature Timeline Epic Roadmap

+ New Work Item View as Board Column Options

Order	Work Item Type	Title	State	Story Points	Busin...	Value Area	Tags
1	Epic	Demo Epic	New			Business	
	Feature	Afdeling	New			Business	
	Feature	Feature A	New			Business	
	User Story	Story A	Active	5		Business	
2	Epic	Maandverwerking 2020	New			Business	
	Feature	Order to cash	New			Business	
	User Story	Finance analyse	New	7		Business	finance
	Feature	Afdeling Y	New			Business	

Planning

Drag and drop work items to include them in a sprint.

FIRPA Team Backlog

Iteration 1 Current

Planned Effort: 12

2 6

Iteration 2

No work scheduled yet

Iteration 2

Sprint Task board

The screenshot displays the Azure DevOps Sprint Taskboard for the 'FIRPA Team'. The interface is organized into several sections:

- Navigation:** A left sidebar contains links for Overview, Boards, Work items, Backlogs, Sprints (selected), Queries, Plans, Retrospectives, Portfolio plans (Beta), Estimate, SpecMap, Tags, Repos, Pipelines, Test Plans, and Artifacts.
- Header:** Shows 'Azure DevOps', the current team 'FIRPA Team', a search bar, and user profile 'DM'.
- Taskboard Columns:** The board is divided into columns representing the sprint workflow: New, Active, Review, Resolved, and Closed.
- Task Cards:**
 - New Column:** Contains two cards: '127488 Story A' (assigned to Dibran Mulder, State: Active) and '127499 Finance analyse' (Unassigned, State: New, Tag: finance).
 - Active Column:** Contains three cards: '127509 Test the thing' (Dibran Mulder, State: New), '131558 Deploy the stuff' (Unassigned, State: New), and '131560 Analysis' (Unassigned, State: New).
 - Review Column:** Contains one card: '131586 Write UI Tests' (Dibran Mulder, State: Active).
 - Closed Column:** Contains one card: '127490 Develop functionality' (Dibran Mulder, State: Closed).
- Additional Elements:** A 'Collapse all' button is located above the first column. A '+ New Work Item' button is in the top navigation bar. A 'No iteration dates' warning is present in the top right.

Scrum exercise

- Refinement
 - Create backlog items (Features / User Stories)
 - Estimate
- Plan
 - Select user stories in sprint
- Work
 - Set tasks to done
 - Edit the team board
- Retrospective
 - Use the retrospective plugin