



Augmented Analytics

The Future of AI-Driven Visualized Data Analytics

**Drive SharePoint Adoption and User Productivity with
NexGen SaaS-based Data Analytics Maps and Insights**

This document contains proprietary and confidential material of Intlock Ltd. and/or its affiliates and partners. Any unauthorized reproduction, use, or disclosure of this material, or any part thereof, is strictly prohibited. This document is solely for the use of Intlock Ltd. employees and authorized Intlock Ltd. customers.

ABOUT INTLOCK

Intlock, developer of CardioLog Analytics, CardioLog Engage, Augmented Analytics and Gamify, has been a leader in the field of analytics for SharePoint, Microsoft 365, Yammer, Teams and other platforms for over 10 years. Our products and services provide web analytics and online marketing solutions for SMBs and enterprise-level intranet portals. The services deliver deep insights into the performance of portals and social platform initiatives through testing, tracking, and targeting, ultimately enabling organizations to optimize their portal's impact and maximize their return on investment. The solutions are available for both On-Premises and SaaS deployments.

SHORT OVERVIEW

Augmented Analytics transforms the way you analyze your data to make informed business decisions. We've combined artificial intelligence and machine learning to better automate and speed up your data analysis, ultimately improving the efficiency of the process. Augmented Analytics makes data accessible to wider audiences and enables business users to understand the insights behind data instead of leaving it off to data analytics experts.

Augmented Analytics drives SharePoint and Microsoft 365 adoption and your team's productivity with smart visualization tools which clearly pinpoint problematic areas on each page so you can take action based on it.

VALUES

Generating insights from data remains a huge challenge for almost all businesses. Augmented Analytics pinpoints problematic areas on the SharePoint page so you can take action based on the data.

Visualizing the tracked data in different formats helps with easier interpretation and analysis.

AI-Driven Analytics and Actionable Insights

Augmented Analytics uses AI and machine learning techniques to present to business people the insights most important to them. It uses innovative processes to automate data analysis and speed up the process of analyzing data, while simultaneously minimizing errors, maximizing data accuracy, and ultimately improving the efficiency of analyzing data. Using AI-Driven Analytics we help your data analysts and decision-makers by transforming, extracting, loading, and providing clean and high-quality data presented by Augmented Analytics. These automated insights are actionable because it connects directly to an action that can be taken to solve a problem on the platform. These actionable insights are extremely helpful because they serve as a guiding light for what should be prioritized on the platform to help drive business productivity.

Augmented Analytics' meaningful insights take you step by step to improve your site or content and transform how analytics can be consumed.

FEATURES

Click Map

Show what content on a page users mostly clicked on

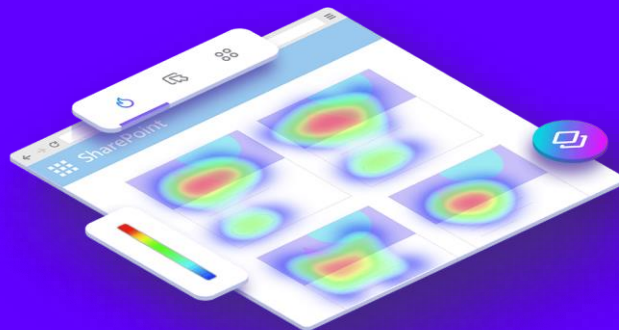
Understand where your visitors are clicking within a particular page as well as the flow of clicks within the page which helps content owners track on-page user engagement, such as clicks on buttons, links and images



Heat Map

Heat maps aggregate all mouse activity to show which content was consumed the most


Knowing what content is being consumed the most and what content is being ignored helps to truly understand the highest relevancy of content and what content can be moved, deleted or achieved



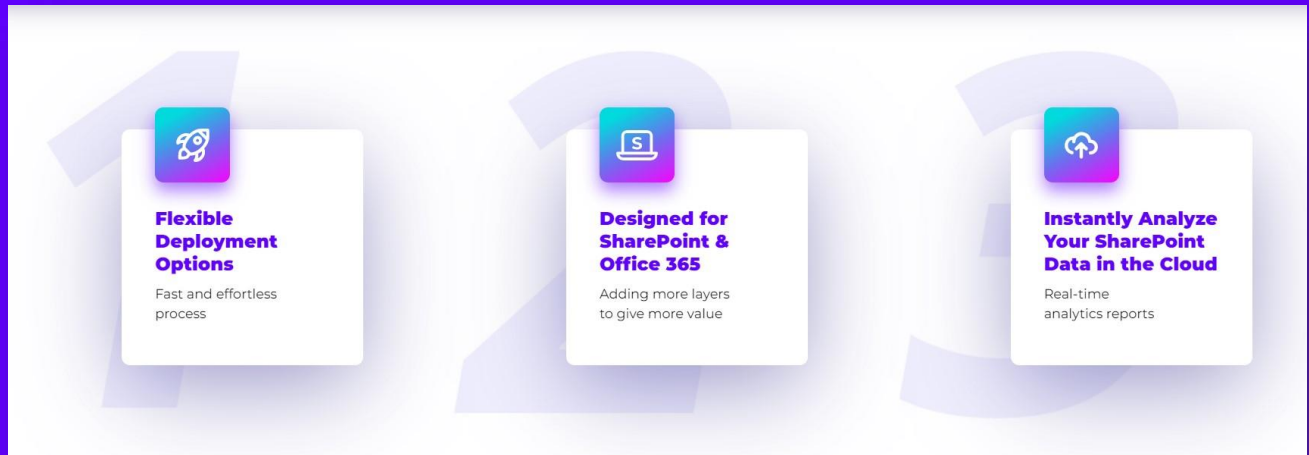
Scroll Map

The scroll map shows the page exposure level for every item on the page by showing how far down people scroll on the page

With this information you'll be able to make sure relevant content, links, and calls to action are seen by the vast majority of your visitors, and avoid a lot of content being missed by visitors simply due to the position on the page



ADVANTAGES



CONTACT US

www.intlock.com

Blog: blog.intlock.com

Phone: 1-617-500-8461

Email: info@intlock.com

Twitter: twitter.com/cardiolog

Facebook: www.facebook.com/Intlock

LinkedIn: www.linkedin.com/company/intlock

Youtube: www.youtube.com/user/sharepointanalytics

