

Empowering Healthcare Operations with a Unified Industry Data Model



Market Overview:



Global healthcare analytics revenue was estimated at **\$27.4 billion in 2022** and is expected to go up to **\$85.9 billion by 2027**, growing at a **CAGR of 25.7%**.

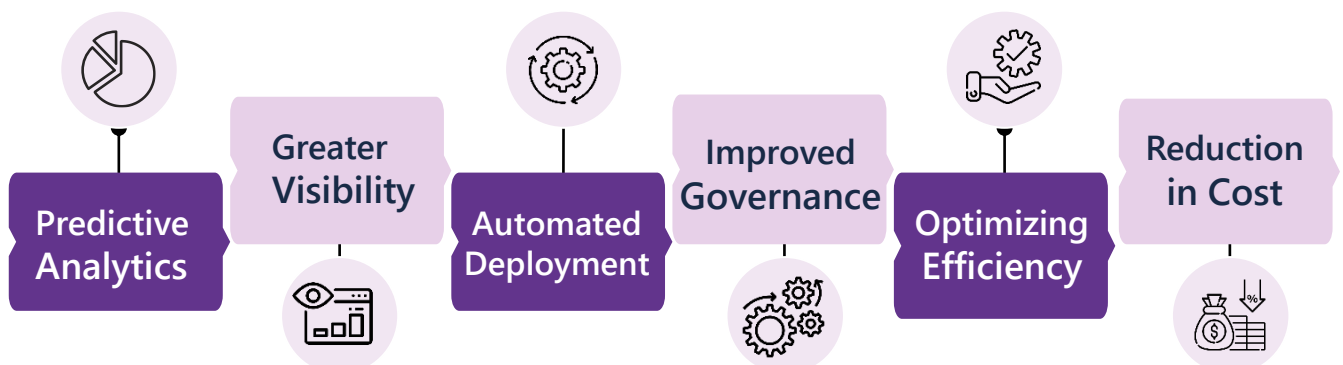


Healthcare contributes roughly 30% of the world's data volume. Data in healthcare is **projected to grow 36% annually by 2025**.

Industry Data Models are powerful tools designed to help businesses in specific industries optimize their operations. They provide a predefined set of technical and business data models that can be easily adapted to fit an organization's needs, allowing them to cut costs, increase efficiency, and capitalize on emerging opportunities. These models provide common elements derived from best practices, government regulations, and the complex data and analytic needs of an industry-specific organization and can have a significant impact on a company's operations and decision-making. For example, **Industry Data Models can bring forth data accuracy, which is essential in any medical setting, as it helps reduce errors during treatment procedures or diagnoses by providing reliable information on patients' conditions at any given time.**



Benefits of IDM



Our Solution

The state-of-the-art Industry Data Model offers a common framework to improve the quality and interoperability of data. By standardizing the way healthcare data is organized and represented, a data model can help improve patient care, reduce medical errors, and support research and innovation in the field. With an industry standard model like HL7 (Health Level 7), all relevant stakeholders have access to accurate records quickly so they can make informed decisions about how to best treat each individual patient's case with minimal delay or confusion caused by discrepancies between different sources of medical records from various clinics/hospitals etc.

100+ Business Metrics

20+ Pre-Built Plugins

Deployed in 6 weeks.

Key KPI's

Patient Insights

Leverage data-driven analytics to optimize treatment plans/patient care .

Operational Metrics

Exceptional clarity on metrics associated with performance, resource allocation etc.

Statistics

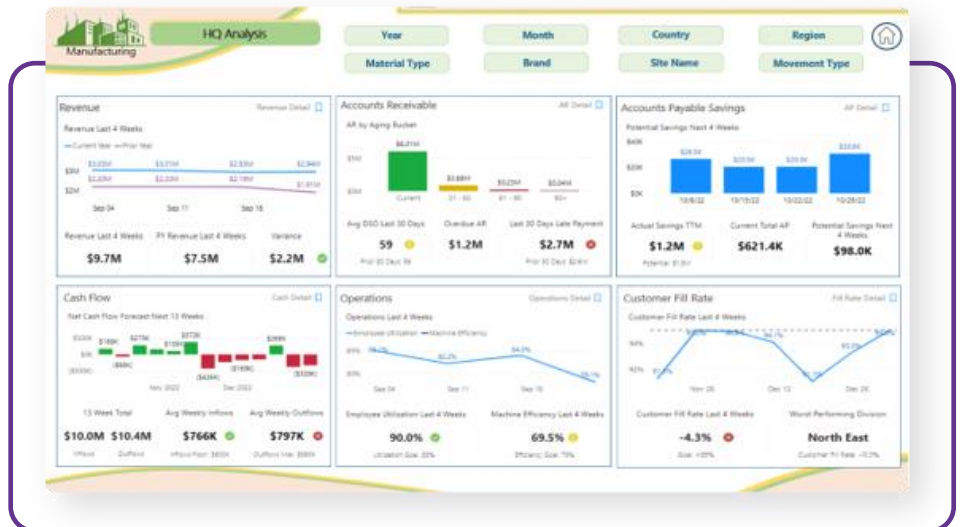
Holistic view of performance of all the departments across the hospital .


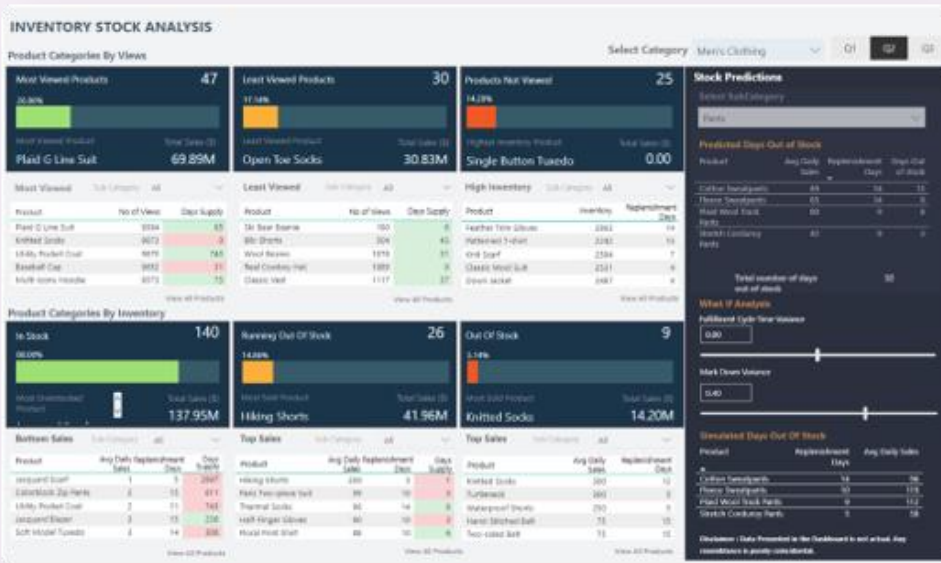
Revenue

Actionable inputs on revenue generation, insurance co-relations, market trends etc.

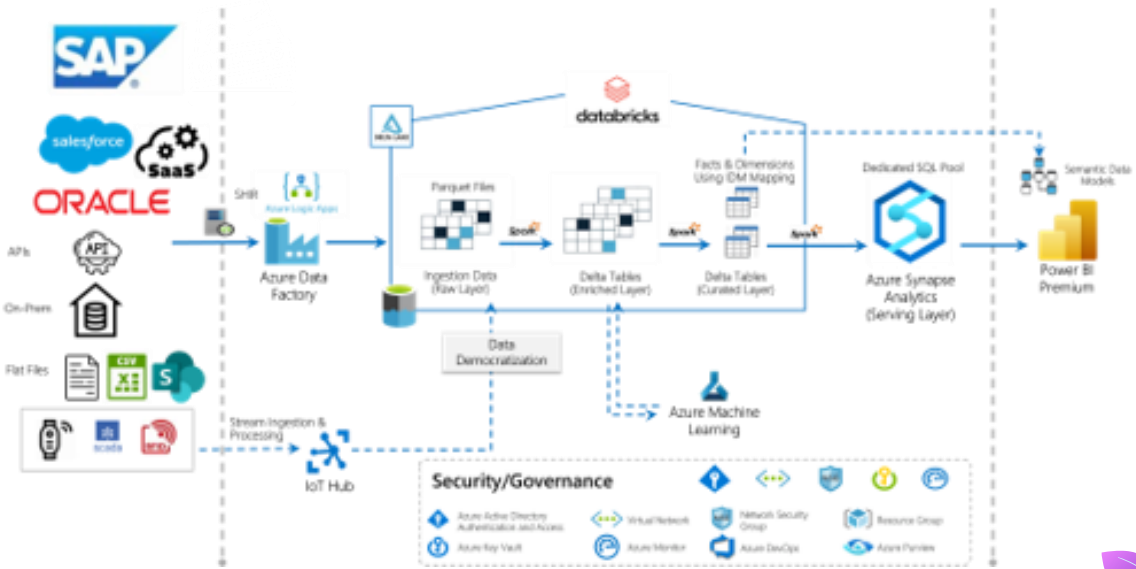


Dashboard





Architecture



Business Impacts

- 32%** Enhanced Operational Efficiency
- 10X** Superior Business Visibility
- 4X** Better Decision Making
- 3X** Reduction in Loss
- 6X** Process Simplification
- 40%** Rise in Customer Retention



Traditional Enterprise Meets Modern Cloud Innovation



500+ Databricks Certified Resources



Top Consumption Partner APJ Region 2022



Regional SI Partner India for 2021 and 2022



Country Partner Of The Year APJ Region 2022



India, EMEA, US, Canada, APAC, Japan, Australia