

Foster a Data-driven Culture in NBFC with Industry Data Model



Market Overview:

The **global NBFC market** was valued at **\$218.98 trillion in 2024** and is projected to reach **\$265.19 trillion by 2033**, growing at a **CAGR of 2.15%**.



The **global big data analytics market** in finance is projected to reach **\$11.4 billion by 2027**.

Industry Data Models (IDMs) deliver sector-specific **operational optimization** through a comprehensive, pre-configured framework of technical and business data models tailored to enterprise needs. These models enable businesses to **track industry-specific KPIs in a unified view, driving cost reductions, improving efficiency, and capitalizing on emerging opportunities**. Leveraging pre-built KPIs and metrics derived from best practices, government regulations, and enterprises' complex data and analytic needs, they significantly enhance operations and decision-making. For example, Industry Data Models can streamline efficient analysis of financial data, **thus allowing NBFCs to identify trends and market movements** quickly and easily. From a better understanding of the competitive landscape and accurate forecasting, to **reducing costs and more effective decision-making**, NBFCs can benefit greatly from adopting such a model.



Benefits of IDM



Predictive Analytics



Automated Deployment



Reduction in Cost



Greater Visibility



Improved Governance



Optimizing Efficiency

NBFCs stand to benefit significantly from the implementation of our predefined yet dynamic Industry Data Model. IDMs offer a comprehensive approach that empowers NBFCs to gain insights into their operations, enabling them to optimize processes and realize potential savings. With accurate, timely information at hand, NBFCs can make more informed decisions and craft better growth strategies. Moreover, the Industry Data Model incorporates enhanced security measures to keep data protected throughout its lifecycle, providing strong safeguards against cyberattacks. Ultimately, this boost in efficiency, accuracy, and security will drive improved financial performance for all stakeholders. One-stop data access, advanced analysis options, and financial KPIs with intelligent alerts that instantly flag anomalies—together, these create boundless possibilities for data analysis and reporting.

100+ Business Metrics

20+ Pre-Built Plugins

Deployed in 6 Weeks

Key KPI's

CEO Summary

A data-driven dashboard with high-level visibility and real-time insights.

Login & Sanction Report


Deep dive into financial details and get a 360-degree view of the cash flow—all at your fingertips. .

Disbursement & Yield Report

Intuitive dashboard with drill-down capabilities to monitor loan disbursement and yield reports.


Asset Quality Report

Enhanced real-time view into all the stages of production.


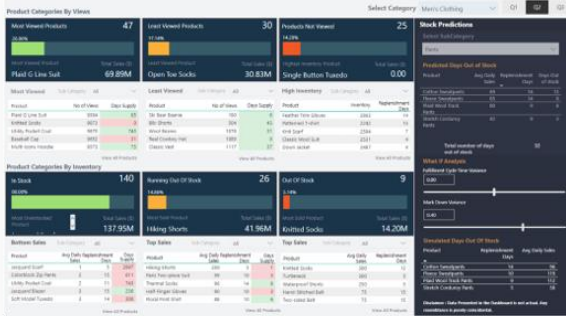


Dashboards





INVENTORY STOCK ANALYSIS



Impacts



32%

Enhanced Operational Efficiency



10X

Superior Business Visibility



4X

Better Decision Making



3X

Reduction in Loss



6X

Process Simplification



40%

Rise in Customer Retention



Advance Specializations on Azure

AI & Machine Learning | Analytics | Kubernetes | Infra and Database Migration to Microsoft Azure | Cloud Security | Low Code - No Code



Traditional Enterprise Meets **Modern Cloud Innovation**



Rising Star Partner Of The Year - APAC 2023
Business Excellence Partner Of The Year - Singapore 2023
Azure Data & AI Partner Of The Year - Malaysia 2022
Country Partner Of The Year - India 2021 and 2022



Top Consumption Partner - APJ 2022
Regional System Integration Partner - India 2021 and 2022

US | Canada | APAC | Japan | EMEA | India | Australia



enterprisesales@celebaltech.com