



# Cloud Migration Assessment Program

---



Infrastructure (Azure)  
Data & AI (Azure)  
Digital & App Innovation (Azure)  
Security

# Celebal Specialization and Strength



## Partnerships



INDIA | USA | CANADA | APJ | MIDDLE EAST | AUS

## Advanced Specialization



- AI & Machine Learning
- Analytics
- Infra and Database Migration to Microsoft Azure
- Kubernetes
- Cloud Security
- Low Code no Code

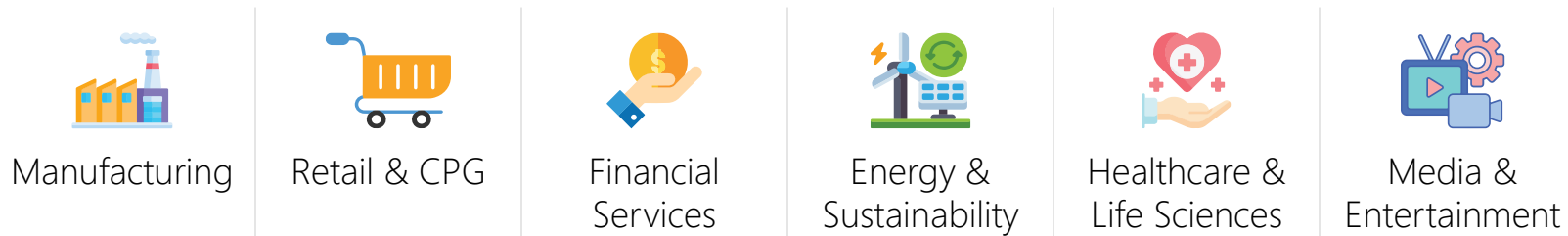
**3000+**  
Employees

**800+**  
AI experienced professionals

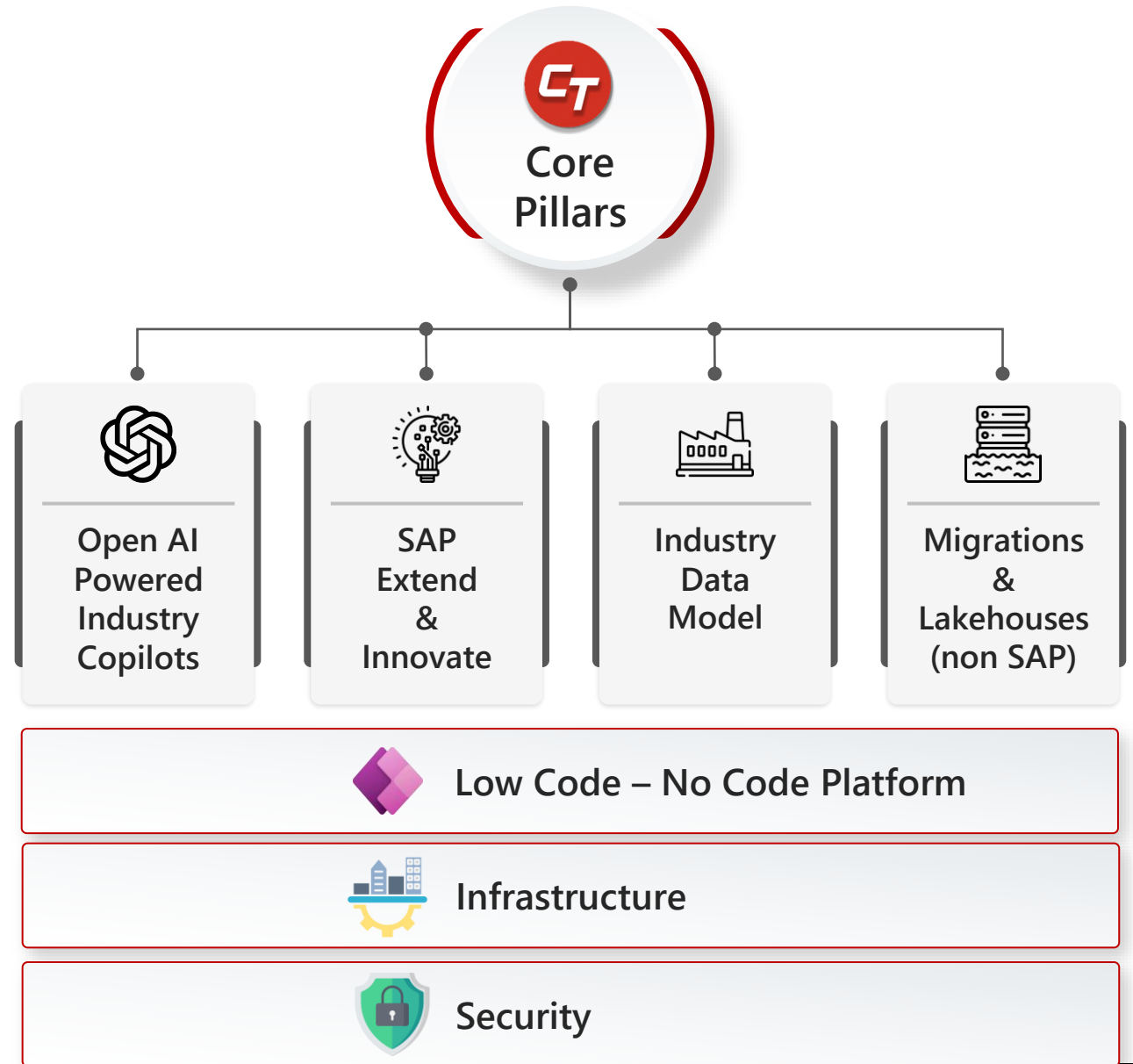
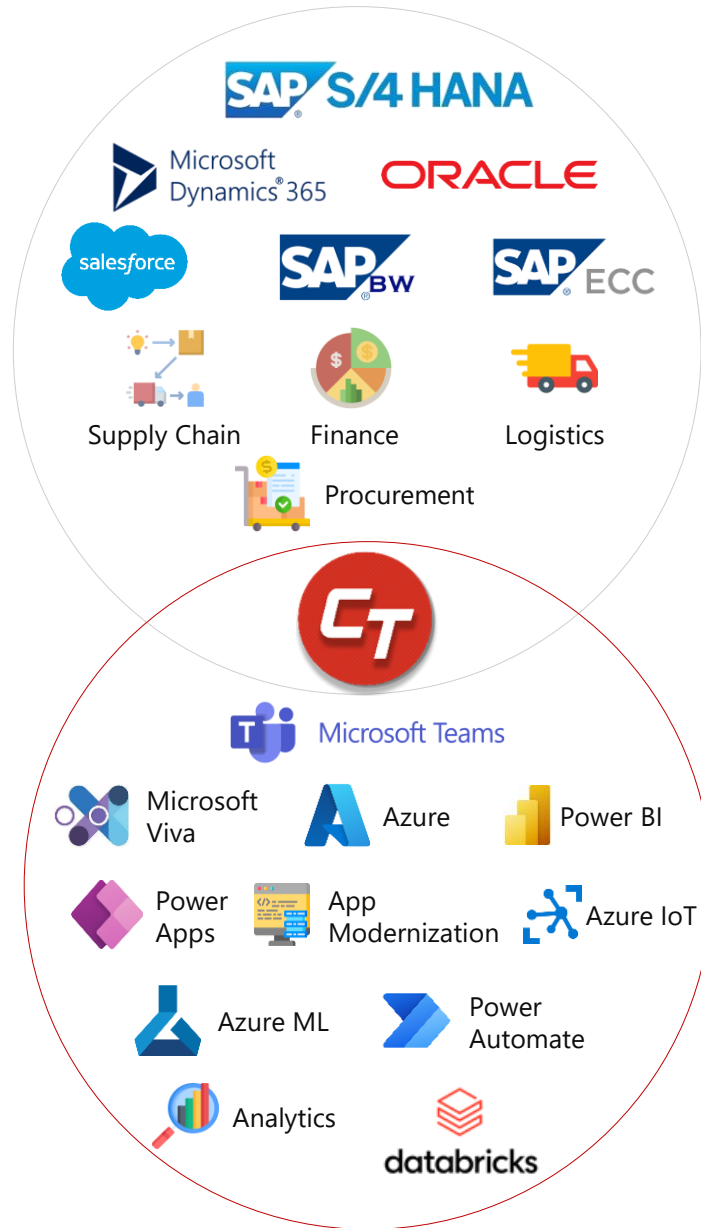
**500+**  
AI Certifications



## Industries We Serve



# Celebal Core Pillars



# Table of Content

- ✓ Why should you opt for Cloud Migration?
- ✓ Assessment Benefits
- ✓ CT Assessment Plan
- ✓ Cloud Migration Approach
- ✓ Cloud Maturity Model
- ✓ Cloud Migration Strategy
- ✓ Migration Phase
- ✓ Migration Readiness
- ✓ Assessment Deliverables
- ✓ Client Resource Engagement Matrix
- ✓ Timeline (Infra, Data, and App Mod)
- ✓ Commercials
- ✓ Terms and Conditions



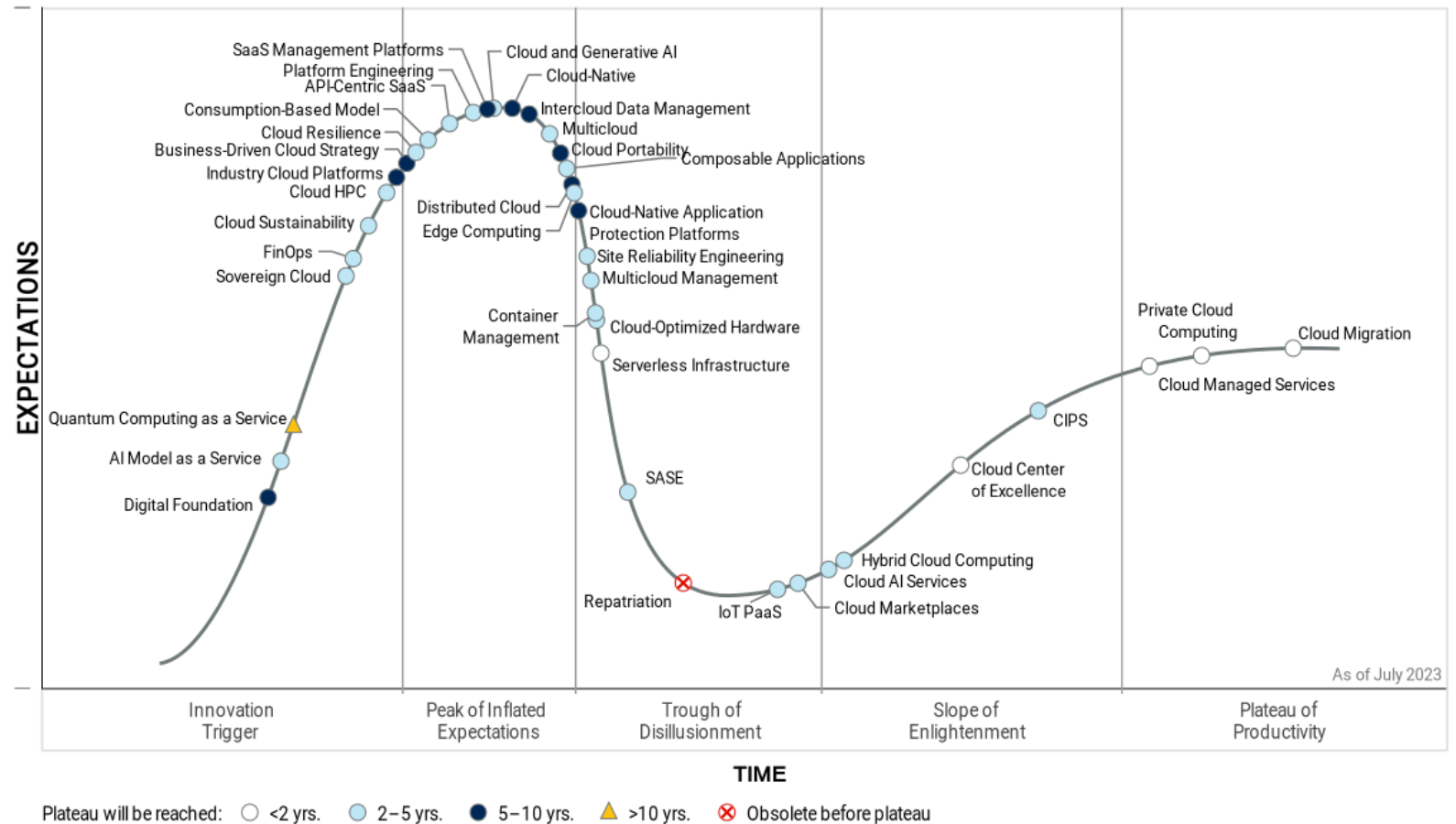
# Why should you opt for Cloud Migration?

## Business Impact



- ✓ The business is able to access the benefits of the public cloud without building all of its cloud application portfolio from scratch.
- ✓ Existing applications can be migrated into the public cloud and modified to take some advantage of cloud capabilities, yielding near-term cloud-related benefits.
- ✓ Cloud migration enables a business to adopt public cloud with the least disruption by evolving organizational structures, operational capabilities, and user experiences over time.

## Hype Cycle for Cloud Computing, 2023



## Infrastructure

Infrastructure Assessment is the critical process of evaluating and optimizing an organization's IT infrastructure, ensuring it's aligned with business goals.

### Business Reasons:



- ✓ **Efficiency Boost:** It maximizes operational efficiency, minimizing downtime, and improving system performance.
- ✓ **Cost Reduction:** Identifies opportunities to optimize resource usage, reducing operational expenses.
- ✓ **Enhanced Security:** Unveils vulnerabilities, strengthening cybersecurity measures and data protection.
- ✓ **Compliance Adherence:** Ensures IT systems comply with industry standards and regulations.
- ✓ **Strategic Planning:** Offers valuable insights for informed IT investments and growth strategies.
- ✓ **Competitive Advantage:** Positions the organization to outperform competitors with robust, scalable infrastructure.

## Data Platform

Data Assessment is a strategic review of data resources, essential for the business.

### Business Reasons:



- ✓ **Cost Efficiency:** Streamline data for cost savings.
- ✓ **Informed Decisions:** Ensure data quality for informed choices.
- ✓ **Adaptability:** Stay ready for evolving business needs.
- ✓ **Productivity:** Boost efficiency and productivity.
- ✓ **Risk Control:** Mitigate data security and compliance risks.
- ✓ **Customer-Centric:** Improve customer service and satisfaction.
- ✓ **Competitive Edge:** Outperform rivals with data-driven strategies.
- ✓ **Innovation:** Fuel innovation, growth, and market expansion.

## App Modernization

App Platform Assessment is a strategic process of upgrading and enhancing software applications to boost performance, security, and competitiveness, enabling organizations to stay agile and responsive in a rapidly evolving digital landscape.

### Business Reasons:



- ✓ **Cost Savings:** Cut operational expenses.
- ✓ **Performance Improvement:** Enhance app efficiency.
- ✓ **Risk Mitigation:** Reduce security and compliance threats.
- ✓ **Scalability:** Adapt to business growth.
- ✓ **User Satisfaction:** Improve customer experience.
- ✓ **Competitive Edge:** Stay ahead in the market.
- ✓ **Integration:** Streamline processes.
- ✓ **Data Accessibility:** Enable data-driven decisions.
- ✓ **Innovation:** Open doors to new possibilities.

## Infrastructure


- ✓ **Objective:** Evaluate and optimize the existing IT infrastructure.
- ✓ **Duration:** Small (4 weeks), Medium (6-8 weeks), Large (10 weeks).
- ✓ **Activities:** Resource management, performance assessment, security checks, and more.
- ✓ **Key Resources:** Cloud Architect, Infra Engineers, Network/Sec Engineers.
- ✓ **Deliverables:** Discovery report, migration strategy, best practices, etc.
- ✓ **Cost Savings:** Optimize Resource usage and reduce costs by approximately 15-20%.



Cloud Onboarding

## Data Platform

- ✓ **Objective:** Assess and enhance the organization's data capabilities.
- ✓ **Duration:** Small (3-4 weeks), Medium (5-6 weeks), Large (6-8 weeks).
- ✓ **Activities:** Data landscape assessment, future roadmap planning, etc.
- ✓ **Key Resources:** Solution Architect, Infra Engineers, Data Engineers, BI Consultant.
- ✓ **Deliverables:** Data maturity index, technical architecture, migration strategy, etc.
- ✓ **Cost Savings:** Streamline data processes and realize cost reductions of around 10-15%.



Digital Transformation

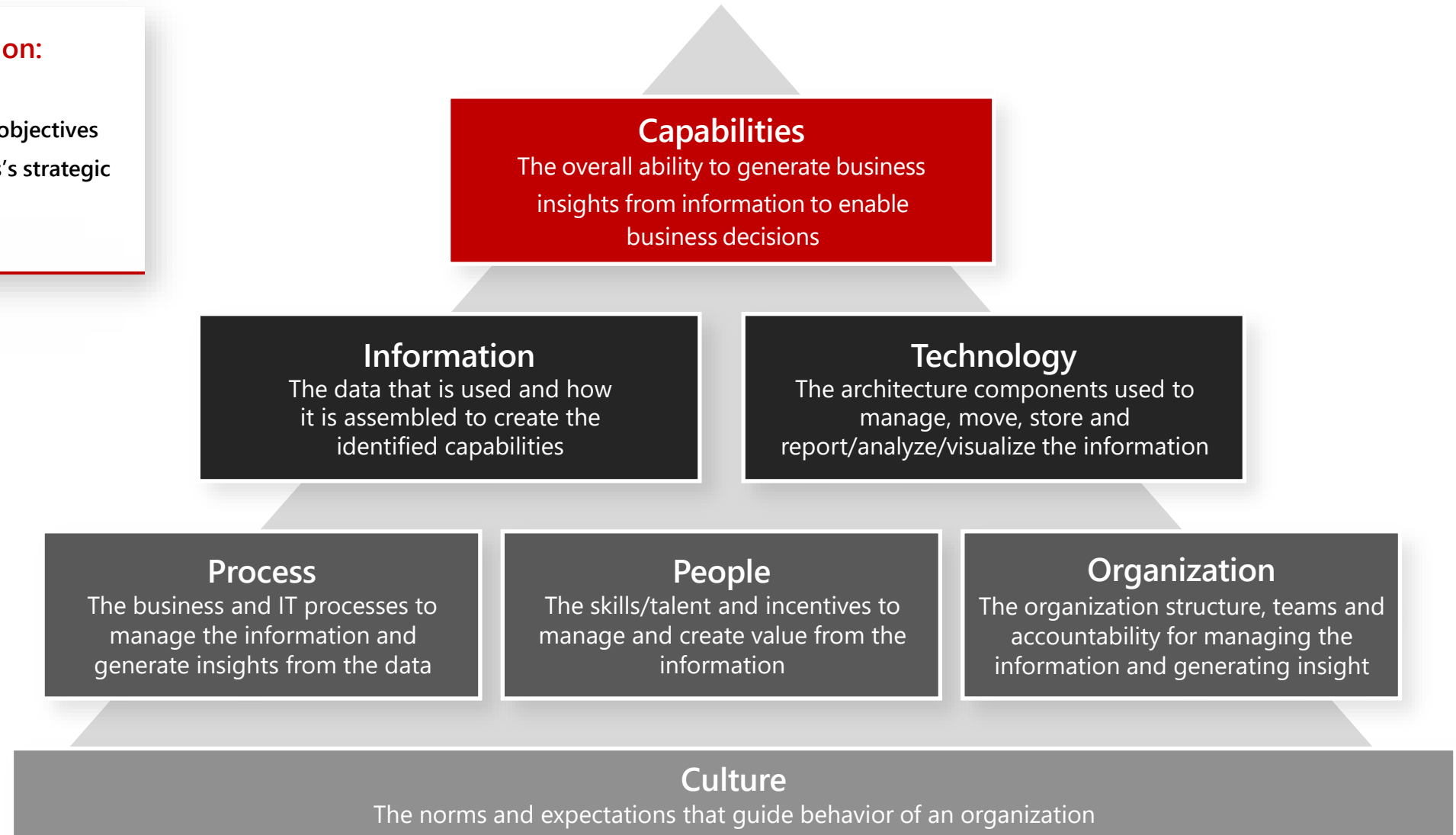
## App Modernization

- ✓ **Objective:** Modernize and optimize existing applications.
- ✓ **Duration:** Small (3-4 weeks), Medium (6-7 weeks), Large (8-10 weeks).
- ✓ **Activities:** Application rationalization, solution architecture, etc.
- ✓ **Key Resources:** Infra Engineers, App Developers, DB Engineers, etc.
- ✓ **Deliverables:** High-level plan, target recommendations, technical gap analysis, etc
- ✓ **Cost Savings:** Modernization leads to significant cost savings of about 20-25%.

# Cloud Migration Approach

## Our methodology anchors on:

- ✓ Business-centric perspective
- ✓ Alignment with organizational objectives
- ✓ Comprehension of the business's strategic goals and
- ✓ Enterprise-level capabilities.





# Cloud Maturity Model

## Level 0 Absent

### Legacy Applications on Dedicated Infrastructure

- ✓ No Cloud approach
- ✓ No Cloud Footprint

#### Assessment Required:

- ✓ Cloud Readiness Assessment
- ✓ Organization Maturity Model
- ✓ Cloud Adoption Framework

## Level 1 Initial

### Analysis of Current Environment's Cloud Readiness

- ✓ Assessment of Cloud Migration for Current Systems and Services
- ✓ Awareness of Cloud
- ✓ Infrastructure Usage, POC on initial usage

#### Assessment Required:

- ✓ Early-Stage Strategy around Resource Allocation, Designing Scalable Architecture, Scoping of Cloud Native Databases
- ✓ Implementing legacy application migration strategies
- ✓ Adoption of DevOps practice

## Level 2 Opportunistic

### Journey to Cloud Adoption

- ✓ Approach is determined and implemented opportunistically
- ✓ Identifying the initial benefits of cloud transformation
- ✓ Not widely accepted resulting in multiple approaches and silos amongst services

#### Assessment Required:

- ✓ Infra Assessment on resource scalability
- ✓ Legacy application transition
- ✓ Strategic planning for migration & modernization
- ✓ Enhancing Security Posture

## Level 3 Systematic

### Adapting Automated Solutions for Cloud Usage

- ✓ Acceptance of Digital transformation across business domains
- ✓ Dedicated approach with proper documentation near to adoption

#### Assessment Required:

- ✓ Optimizing Cost
- ✓ Enhancing Efficiency
- ✓ Security & User Experience improvements
- ✓ Integration opportunities
- ✓ Compliance & Long-term viability

## Level 4 Federated Platform

### Proper Governance process across business

- ✓ Cloud-native applications are deployed

#### Assessment Required:

- ✓ Adopting cutting-edge cloud services across AI/ ML,
- ✓ Advanced cloud monitoring & management for enhancing security measures & advanced user experience
- ✓ Sustainability to optimize energy usage, reducing carbon footprints



# Why Cloud Maturity Model?

## Benefits of the Cloud Maturity Model in Business Terms:



**Improved Insight:** Gain a comprehensive understanding of how cloud usage aligns with and impacts business objectives.



**Informed Decision-Making:** Equip business leaders with critical insights for making sound, data-driven decisions on cloud investments and strategies.

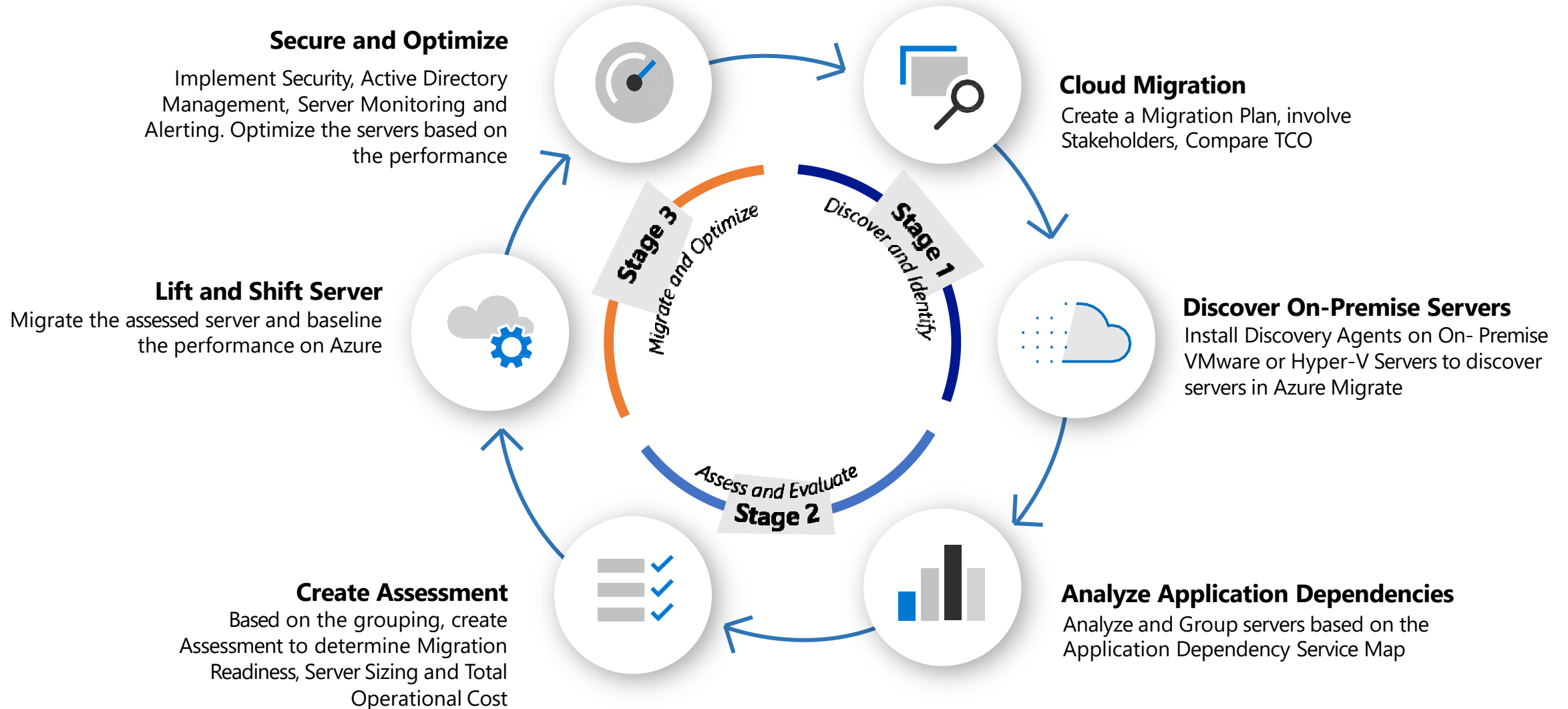


**Enhanced Agility:** Foster greater adaptability to swiftly respond to evolving market conditions and changing business needs through mature cloud practices.



**Optimized Returns:** Maximize the return on investment from cloud solutions, ensuring that your cloud strategy aligns with and benefits your business goals.

# Cloud Migration Strategy



# Migration Phase

## Phase 1– Assessment Planning

- ✓ Set Objectives & Goals
- ✓ Inventory Assessment
- ✓ TCO & ROI Analysis
- ✓ Migration Strategy
- ✓ Security & Compliance
- ✓ Skill Development

## Phase 2 - Proof of Concept

- ✓ Pilot applications
- ✓ Design & build Azure environment
- ✓ Migrate & Test
- ✓ Metrics Analysis
- ✓ Result evaluation

## Phase 3 - Migration Execution

- ✓ Data Migration
- ✓ Application Migration
- ✓ Infrastructure Migration
- ✓ Network & Security Migration

## Phase 4 – Optimization & Tuning

- ✓ Cost Management
- ✓ Performance Tuning
- ✓ Security & Compliance
- ✓ Backup & Disaster Recovery

## Phase 5 – Monitoring & Maintenance

- ✓ Continuous Monitoring
- ✓ Routine Maintenance
- ✓ Scale as Needed
- ✓ Disaster Recovery test

## Phase 6 - Expansion

- ✓ Continuous Improvement
- ✓ Expand Usage
- ✓ Innovate with New Azure Services



❖ **Clear Motivations:** Define reasons for moving to the cloud.



❖ **Defined Business Outcomes:** Specify expected benefits.



❖ **Business Justification:** Establish success measurement.



❖ **Digital Estate Rationalization:** Identify priorities and additional workloads.



❖ **Organization Alignment:** Define roles and compliance.



❖ **Skills Readiness:** Assess team skills and consider partnerships.



❖ **Budget Allocation:** Allocate a clear budget.



❖ **Financial Model:** Choose cost-effective cloud model.



❖ **Cost Accountability:** Monitor and report cost control.

These prerequisites ensure a well-structured cloud adoption strategy.

# Assumptions - Infrastructure



❖ **Stakeholder Commitment:** The customer's organization will provide the necessary resources, funding, and support for cloud adoption.



❖ **Data Security Compliance:** Customer's data complies with relevant regulatory and security requirements.



❖ **Data Classification:** Sensitive data is identified and classified for appropriate handling during migration.



❖ **Workload Assessment:** Existing workloads are assessed to determine their suitability for migration.



❖ **Team Skills and Training:** The IT team has the required skills and is open to training for effective cloud technology utilization.



❖ **Current IT Environment:** A clear understanding of the existing on-premises infrastructure is in place.

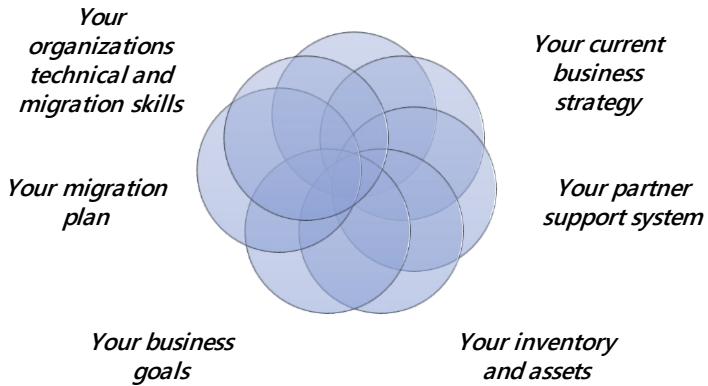


❖ **Resource Allocation:** A dedicated team with the necessary expertise is assigned to the cloud adoption initiative.

# Migration Readiness

Prepare for your Microsoft Azure migration using the Strategic Migration Assessment and Readiness Tool (SMART), covering business planning, training, security, and governance

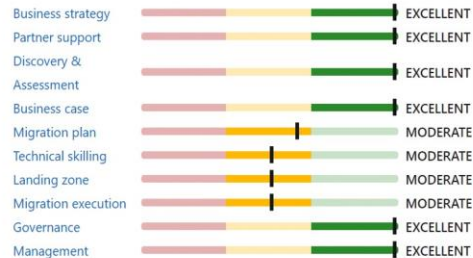
## Objectives



### Your overall results



### Categories that influenced your results



You can find out how to improve on individual categories by reviewing the recommendations below in the report.

Influencing factor for Cloud readiness report

### Assessment Overview

Assessment name \*  
Strategic Migration Assessment and Readiness Tool - Jan 6, 2021 - 12:34:59 PM

Progress  
17 of 17 questions / 0 skipped

Name	Guidance Results	Date Saved
Milestone 1	0 Critical / 0 Moderate / 10 Excellent	April 14, 2021, 3:24:53 PM
Strategic Migration Assessment and Readiness Tool - Jan 6, 2021 - 12:34:59 PM	0 Critical / 4 Moderate / 6 Excellent	Feb 26, 2021, 5:14:05 PM

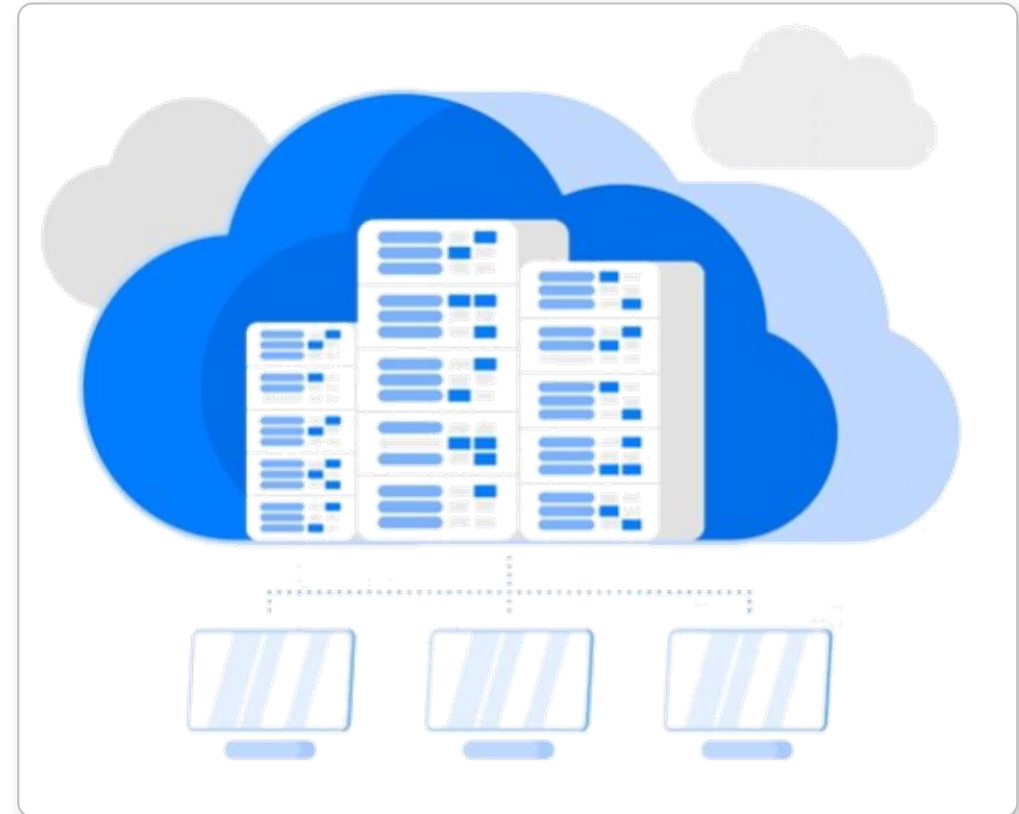
Milestone Score History



Assessment results provide Azure readiness score & basic monthly cost for migration to Level 1

## Infrastructure Deliverables

- ✓ Enterprise Enrolment & Azure AD Tenants
- ✓ Identity & Access Management
- ✓ Management Group & Subscription Organization
- ✓ Network Topology & Connectivity
- ✓ Management & Monitoring
- ✓ Business Continuity & Disaster Recovery
- ✓ Security, Governance & Compliance
- ✓ Platform Automation & DevOps






## Data Deliverables

**Current Data Landscape, its Strengths, Limitations, and Challenges:** This deliverable offers a comprehensive overview of the organization's existing data ecosystem. It encompasses detailed documentation of the following aspects:

- ✓ **Data Maturity Assessment Report:** This report presents an in-depth analysis of the organization's data maturity. It typically comprises the following components:
- ✓ **Recommended Architecture for Data Platform:** This deliverable delineates the proposed technical architecture for the data platform, supporting data migration and ongoing data management. It typically encompasses:
- ✓ **Technology Stack:** This component defines the specific technologies, tools, and platforms for data migration and management processes, typically including:
- ✓ **Roadmap for Implementation with Phases:** This component defines the specific technologies, tools, and platforms for data migration and management processes, typically including:



## App Modernization: Enhancing Performance Deliverables

- ✓ **High-level Project Plan:** A detailed work plan including the interview and workshop schedule as well as a list of stakeholders
- ✓ **Current State Overview:** Reflects a summary of the current state in terms of functionality provided, architecture, application size, data usage and integration points based on the information provided
- ✓ **SWOT:** : At the end of assessment phase, the team will create a SWOT assessment PowerPoint document that will feed the Analyze and Recommendation phases of work.
  - **S: Strength**
  - **W: Weakness**
  - **O: Opportunities**
  - **T: Threats**
- ✓ **Solution Architecture:** End to End designed solution on the Cloud with modernization state mapping with Devops, Infra and Application Deployment steps.
- ✓ **Technical Gap Assessment:** Technical gap assessment highlighting areas of risk and technical deficiencies of the current state based on the information provided
- ✓ **High-Level Roadmap:** Recommendation for a prioritized roadmap to get "the system" from the current state to the future state based on the information provided (taking into consideration technical, operational, and business readiness)
- ✓ **Business case:** A supporting business case that is aligned to the agreed upon roadmap



# Client-end Resource Engagement Matrix



S. No	Team	Resource Type	Hours Required (Per Week)
1	SMEs	Infra SME	10
2		App Developer SME	10
3		Data SME	10
4	IT Team	IT Manager	5
5		Cloud Engineer	5
6	Analyst	Business Analyst	5
7	Data Custodians	DB Experts	10
8		Business Intelligence Team	10
9		Data Scientists	10
10	Users	Data Scientists	5

**Note:** The number of resource type mentioned are on prediction basis and may change in accordance with business requirements.

# Timeline- Infra



S.No	Scope of Work	W1	W2	W3	W4	W5	W6	W7	W8
A	Infra Assessment								
1	Understanding the Azure Environment that includes:								
1.1	Networking, Azure AD, BCDR, Security Features etc.								
2	Design/Plan								
2.1	Plan Identity & Access Management (AAD Users, Groups, Roles & Applications)								
2.2	Design Governance Model (Encryption, Policies, Networking Baseline, VPN, Subscriptions, Management Groups, Naming Conventions, Tags, Costing & Budgets, Sentinel, Defender)								
2.3	Design Compliance Model (Zero Trust Security Model)								
2.4	Design Networking Solution (Topology, Subnetting, Connectivity, Private & Service Endpoints, Vnet-Peering, Routes, Gateways, NSG & Firewalls)								
2.5	Plan Logging and Monitoring (Azure Monitor, Application Insights, Container Insights, Defender, Network Flow Logs, Auditing, Log Analytics Workspace, APM)								
2.6	Design Azure Resources Specific Plan (Sizing, Connectivity, Security & Compliance, HA/DR & Backup)								
3	Understanding the On-Premise Environment that includes:								
3.1	Number of Server and Databases								
3.2	Current Architecture and Configurations								
3.3	Desired Architecture								
4	Discovery of VMWare Server								
4.1	Configuration of Azure Migrate on client subscription								
4.2	Prerequisite check for vCenter Server/ESXi host and Discovery Appliance								
4.3	Prepare vCenter Server/ESXi host								
4.4	Installation and configuration of Discovery Appliance								
5	Dependency analysis of discovered Application server								
5.1	Installation of Microsoft Monitoring Agent/Log Analytics agent and the Dependency agent on each server that wanted to analyze								
5.2	Add and remove servers in a group from the map view.								
6	Assessment of discovered Application servers								
6.1	Collecting server metadata in terms of performance								
6.2	Grouping of servers based on the application service map								
6.3	Cost analysis and optimization								
7	Reports Analysis								
7.1	Assessment Report Extraction								
7.2	Discussion on Landing Zone								



# Definitions: Small, Medium and Large-Scale Assessment



## Small-Scale Definition

< 10 applications  
Simple applications with limited dependencies  
<10 TB of data  
a straightforward on-premises environment with minimal customizations.



## Medium-Scale Definition

10 to 50 applications  
A mix of simple and complex applications with some dependencies  
10 TB to 100 TB data  
a moderately complex on-premises environment with some customizations.



## Large-Scale Definition

> 50 applications  
Mostly complex applications with numerous dependencies  
> 100 TB data  
a highly complex on-premises environment with extensive customizations.

- **Business Goals:** The specific business objectives the organization aims to achieve with cloud migration.
- **Timeline:** The timeframe for migrating applications and data to the cloud.
- **Budget:** The allocated budget for the cloud migration project.

# Commercials



Tracks	Small		Medium		Large	
	Duration	Cost	Duration	Cost	Duration	Cost
Infra	4 weeks	\$ 12,506	6-8 weeks	\$ 16,167	10 weeks	\$ 19,827
Data	3-4 weeks	\$ 8,411	5-6 weeks	\$ 12,460	6-8 weeks	\$ 16,508
App	3-4 Weeks	\$ 13,031	6-7 weeks	\$ 16,188	8-10 weeks	\$ 19,345
<b>Overall Assessment</b>	<b>4-6 Weeks</b>	<b>\$ 33,948</b>	<b>10-12 Weeks</b>	<b>\$44,814</b>	<b>12-14 Weeks</b>	<b>\$55,680</b>

**Note:** Typically, user count, departments and data volume help us ascertain whether it is a small, medium, or large deployment. In case support is needed to decipher the deployment scale, a quick 1 week of "scoping study" can be carried out to ascertain whether the deployment is small, medium, or large.



# Terms & Conditions





- ✓ The rates are exclusive of any applicable taxes.
- ✓ The rates mentioned above are for offsite requirements only. Revised rates shall be shared at the time of on-site requirement.
- ✓ Work Engagement: 8 hours per man-day starting at 9:00 AM – 5:30 PM Dubai Time (SGT).
- ✓ Saturday, Sunday, and Public Holidays will be non-working days.
- ✓ Reasonable personal leave such as sick leaves or emergency leave or public holidays can be availed by the Personnel in the SOW Term period. Standard leave policy as per best Industry practices.
- ✓ Any additional expenses incurred will have to be pre-approved by the Client team in writing.
- ✓ Billing of the resource will be done monthly. To clear the invoice, the client shall take a maximum of 15 days from the date of raising the invoice.
- ✓ In case of any dissatisfaction with the Personnel/resources, Service Provider will ensure the replacement within 3 weeks. The KT session will not be billed for the resources. The billing will be raised for only one resource for the KT period. Any new addition would require 3 weeks of gestation



**CELEBAL**  
TECHNOLOGIES

# Thank You!

---

MEA Enterprise Sales  
[mea.enterprise@celebaltech.com](mailto:mea.enterprise@celebaltech.com)

[abhishek.goyal@celebaltech.com](mailto:abhishek.goyal@celebaltech.com)  
+971-585112076