

# MAXIMIZE YOUR CLOUD ADVANTAGE

---



Centre  
TECHNOLOGIES

## Microsoft Azure Solutions and Services



Infrastructure  
Azure



Data & AI  
Azure



Digital & App Innovation  
Azure



 Microsoft Azure

# MAXIMIZE YOUR CLOUD ADVANTAGE

---

Let our certified experts help you  
realize the full potential of the cloud.

 Microsoft  
Solutions Partner



# MAXIMIZING YOUR INVESTMENT

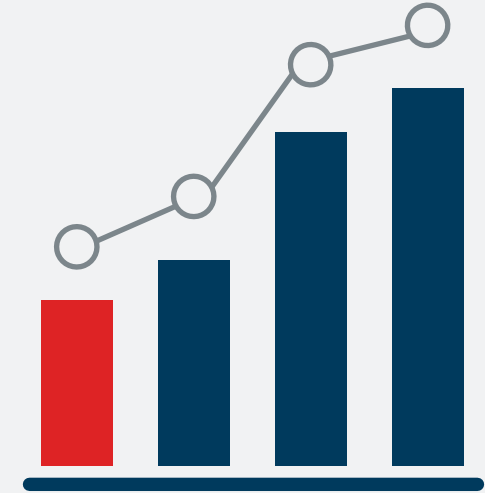
---



**BUSINESSES HAVE DIFFICULTY FINDING CLOUD EXPERTS**  
resulting in misconfigurations and failed cloud projects



**POTENTIAL CLOUD COST SAVINGS**  
from Cloud Migration and Advisory Services delivered by Centre Technologies



**IMPROVED CLOUD SECURITY**  
with Centre's secure by default migrations, configurations, and threat detection services

# WHAT YOU CAN COUNT ON

---



## ENTERPRISE EXPERIENCE

People, process and technology that scales cybersecurity and operations



## PERSONALIZED SERVICE

We get to know your business and people for a true partnership experience



## LOCAL TOUCH

In-person collaboration and support delivered with genuine hospitality and professionalism

# DEEP EXPERTISE IN MICROSOFT SOLUTIONS

---



Infrastructure  
Azure



Data & AI  
Azure



Digital & App Innovation  
Azure

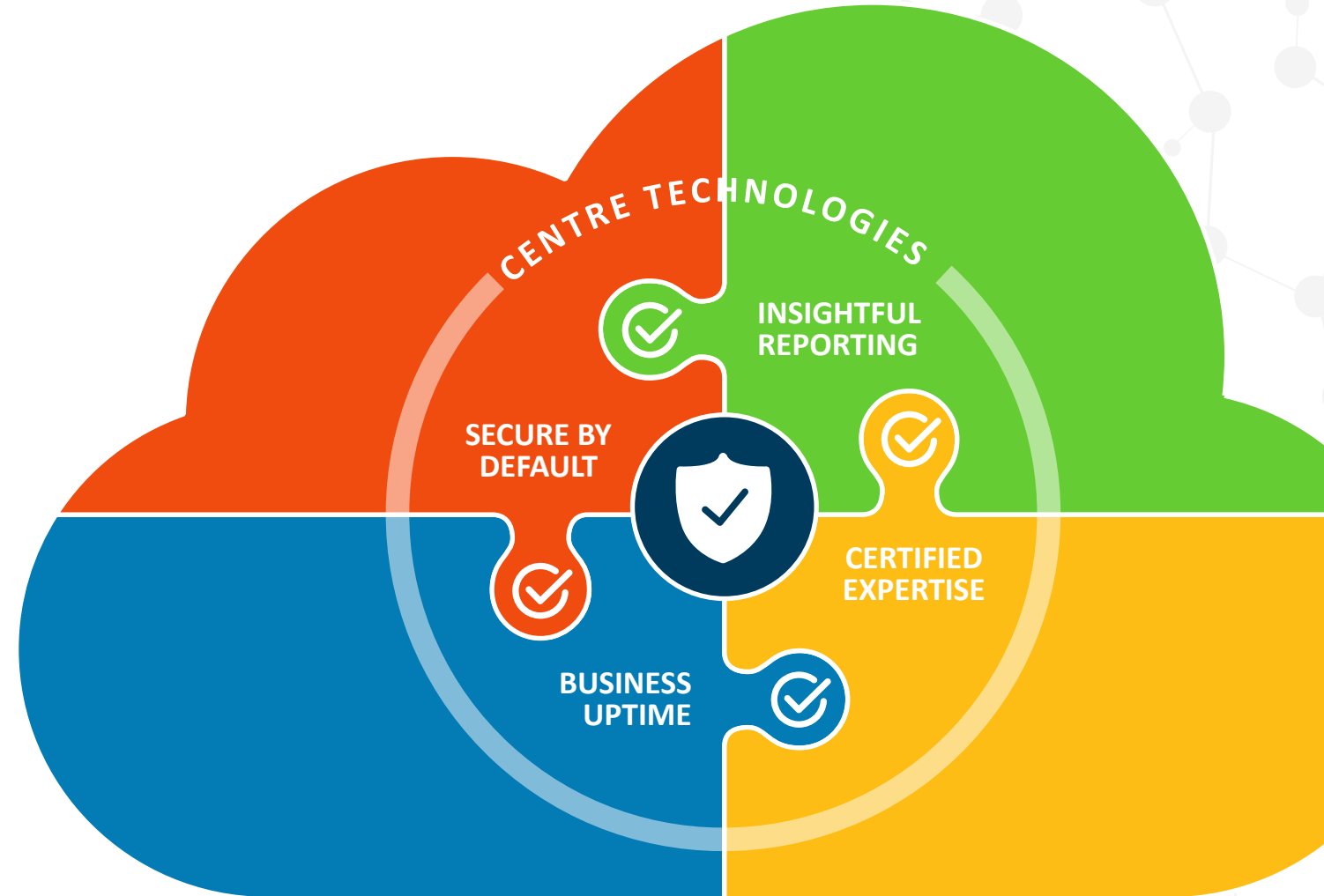


Centre  
TECHNOLOGIES

WE STAY  
**ON TOP OF IT**  
SO YOU DON'T  
HAVE TO

---

Getting the most from Microsoft Azure



# WHAT MAKES OUR **CLOUD DELIVERY** BETTER



MICROSOFT  
DIRECT

Azure Technical Support	<input type="radio"/>	<input checked="" type="radio"/>
Operational Management	<input type="radio"/>	<input checked="" type="radio"/>
Performance and Consumption Monitoring	<input type="radio"/>	<input checked="" type="radio"/>
Detailed and Summarized Billing Reporting	<input type="radio"/>	<input checked="" type="radio"/>
Cost Management	<input type="radio"/>	<input checked="" type="radio"/>
Documented Cloud Strategy		<input checked="" type="radio"/>
Initial Setup and Ongoing Mentorship		<input checked="" type="radio"/>
Rapid Response Certified Azure Support		<input checked="" type="radio"/>
Azure Optimization		<input checked="" type="radio"/>
Proactive Security Recommendations		<input checked="" type="radio"/>
Automation and Change Tracking		<input checked="" type="radio"/>
<b>Centre Partnership Value Add</b>		
<b>Access to Certified Cloud Solution Experts</b> Strategizing and delivering your path to cloud success		<input checked="" type="radio"/>
<b>Secure by Default IT Blueprint™</b> Based on C-Stack™ IT infrastructure methodology and compliance requirements		<input checked="" type="radio"/>
<b>Committed to Your Microsoft Azure Success</b>		<input checked="" type="radio"/>

# ALIGNED TO YOUR UNIQUE BUSINESS NEEDS

## VALUE DELIVERED

### Azure Subscription with Insights

Detailed Billing Reports	○
Summarized Billing Support and Reporting	○
Comprehensive Cloud Infrastructure Reports and Executive Summaries	○



## VALUE DELIVERED

### Operational Intelligence

<b>24x7 Performance Monitoring</b>	○
Efficiency and Security Intelligence	○
Application, Usage and Network Connectivity Metrics	○
Backup Recovery Verification	○

### Operational Care and Optimization (includes Operational Intelligence)

<b>24x7 Live Assistance</b>	○
<b>Cost Optimization Analysis and Waste Remediation</b>	○
Incident Recovery and Root Cause Analysis	○
Backup and Disaster Recovery Delivery	○
Connectivity, Virtual Machine (VM), Database and App Services Assistance	○

### Deployment Acceleration

<b>Resource Build-Outs (including Virtual Machines and VPNs)</b>	○
<b>Secure by Default Security Configurations</b>	○
Connectivity and Network Setups	○
Provisioning	○
Turnkey Configuration Management	○
Detailed Change Management Controls and Reports	○

### Cloud Security (SOCaaS)

<b>24x7 "Always-on" Cloud Detection and Response</b>	○
Proactive Machine-Learning Threat Hunting and Containment	○
Misconfiguration Analysis and Remediation	○





# ALIGNED TO YOUR UNIQUE BUSINESS NEEDS

---

Where your cloud team ends, ours begins.

## YOUR COMPETE CLOUD SOLUTION

### AZURE SUBSCRIPTION WITH INSIGHTS

Clearly see where your money is going with simplified billing and reporting.

### OPERATIONAL INTELLIGENCE



Get more value out of your cloud with a suite of the best monitoring and verification tools on the market.

### OPERATIONAL CARE + OPTIMIZATION



Avoid issues and wasting money with end-to-end management that proactively optimizes your cloud for performance, security and cost.

### DEPLOYMENT ACCELERATION



Launch additional cloud resources faster with security best practices in place and documentation for future reference.

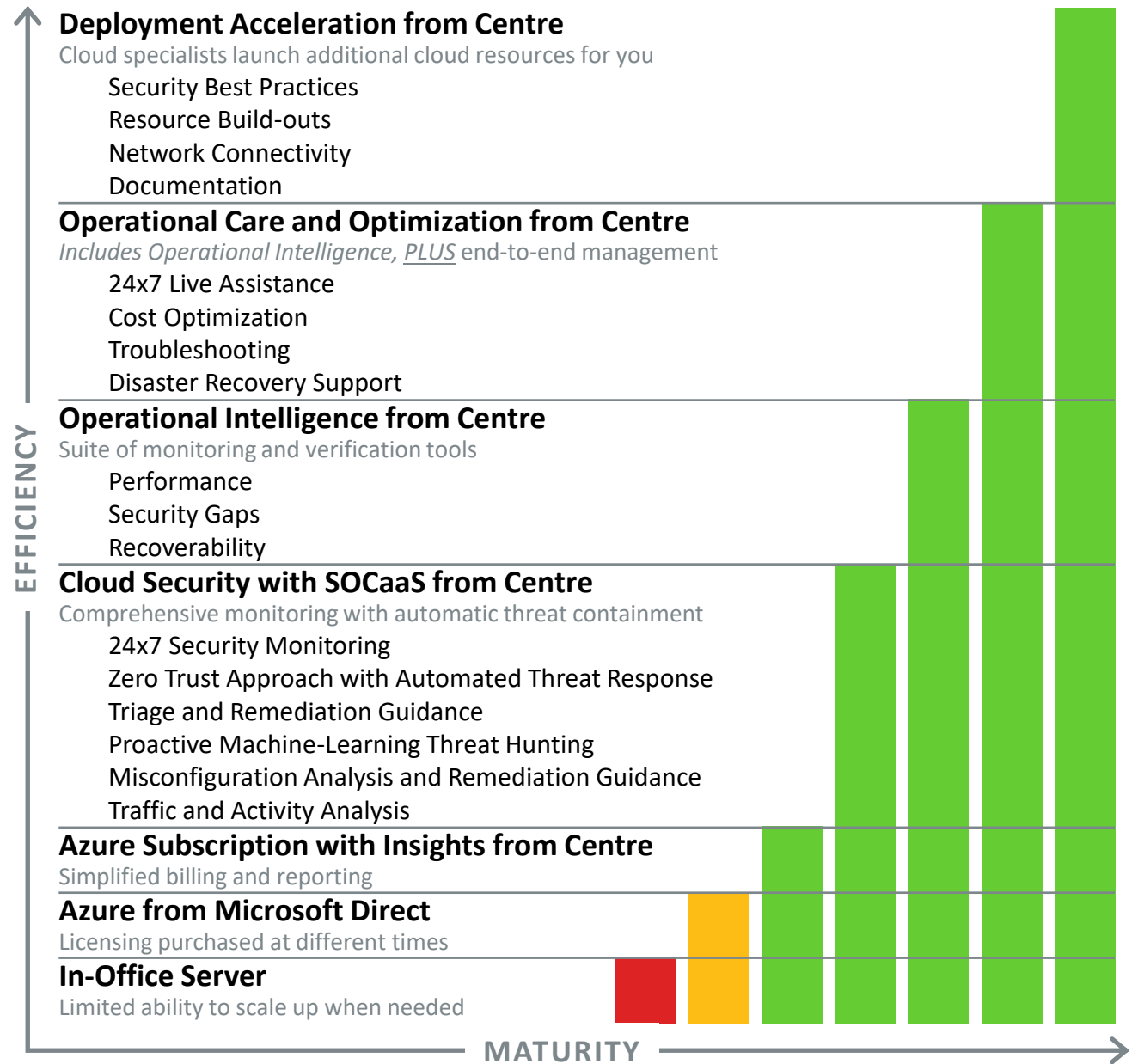
### CLOUD SECURITY



Protect your cloud data and workloads free of cyber threats with complete visibility and automatic threat containment.

# WHAT'S YOUR NEXT STEP

Maturity I/O Model



# FASTER TIME TO **VALUE**



# YOUR AZURE PARTNER FOR **CLOUD SUCCESS**





# CLOUD READINESS **ASSESSMENT**

---

Discovery of current technology, requirements and business goals

Design recommendations based on analysis and dependencies

Strategy for a tailored IT Blueprint™ moving forward

Migration Roadmap for successful deployment and minimal risk



Centre  
TECHNOLOGIES



# CLOUD MIGRATION

---

Building a custom environment tailored to your unique security, compliance, agility, and budget requirements

Access to a production-ready cloud environment that's ready to go live

Test and refine applications and workloads

Proven cloud-native and 3rd party tools for data migration

Phased approach for large migrations to ensure application and data quality





# CLOUD SECURITY

---

24x7 “Always-on” cloud monitoring

Misconfiguration analysis  
and remediation

Proactive machine-learning,  
**PLUS** human-driven threat hunting

Vigilant threat containment

Prompt forensic investigation

Remediation consulting and verification





# ADOPTION AND UTILIZATION

---

Employee training to  
leverage full potential

Enterprise-grade infrastructure

Scalable consumption needs

Flexible cost-consumption model

24x7 expert cloud  
knowledge and support



Centre  
TECHNOLOGIES





# RAPID RESPONSE SUPPORT

---



Bypass Microsoft support fee(s)

Certified cloud experts that know your environment

Rapid service recovery and root cause analysis

Network connectivity troubleshooting

Backup and disaster recovery delivery

Virtual machine (VM), database and application support and management



Centre  
TECHNOLOGIES



# CLOUD OPTIMIZATION

---

Evaluating and strengthening  
cost controls

Workflow and application delivery  
analysis (hybrid model)

Assigning resources and applications  
to appropriate workloads

Minimizing cloud sprawl

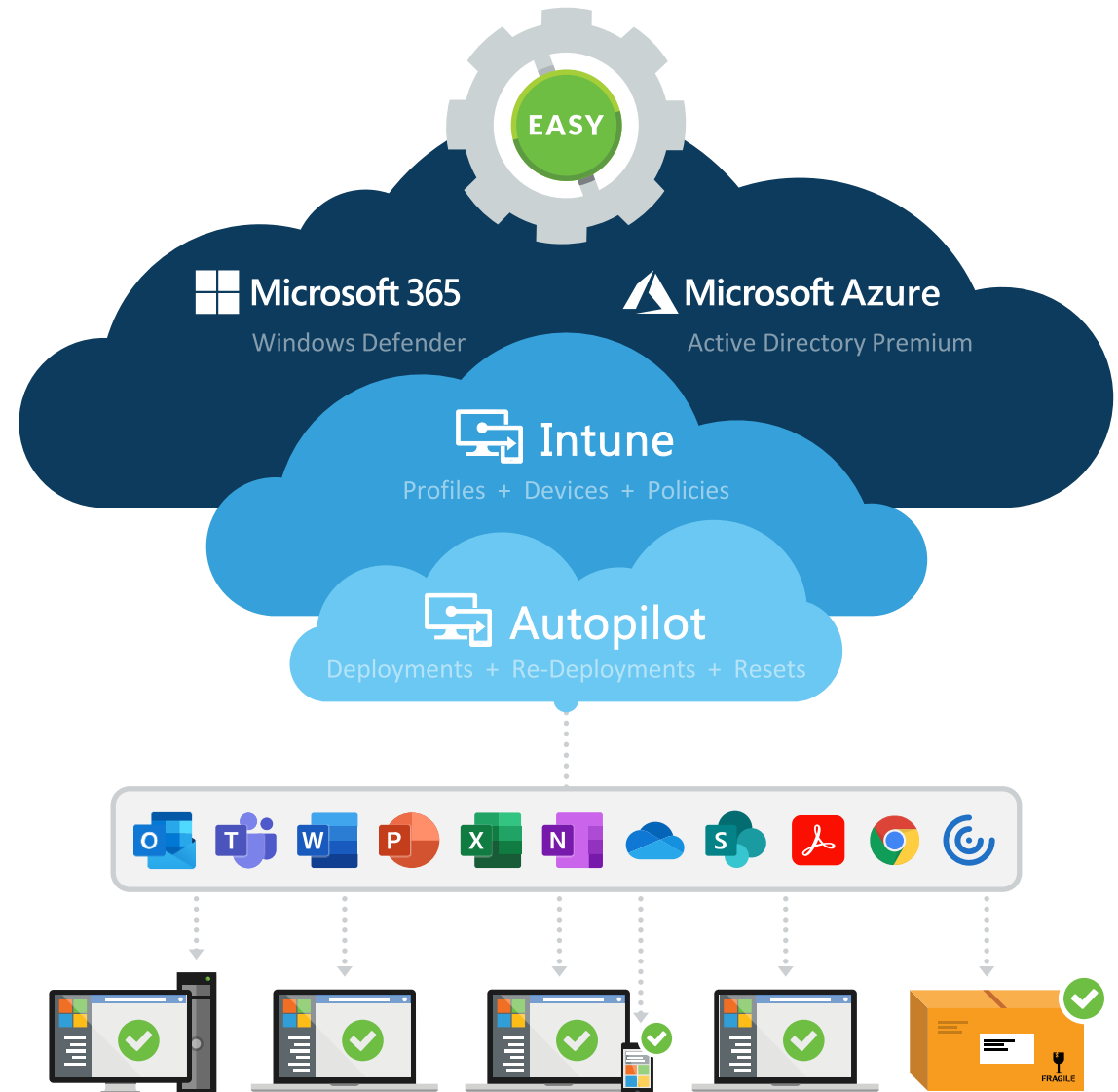
Maximizing cloud investment



Centre  
TECHNOLOGIES


# SEAMLESS DEVICE DEPLOYMENT

Microsoft Autopilot and Microsoft Intune



# **FASTER** DEVICE DEPLOYMENTS

---



**ENROLLING DEVICES  
ONE BY ONE**  
average of 2-5 minutes  
for each machine



**ENROLLING DEVICES  
IN BULK**  
all machines  
at the same time

# HOW TO KNOW IF WE'RE A **GOOD FIT**

---


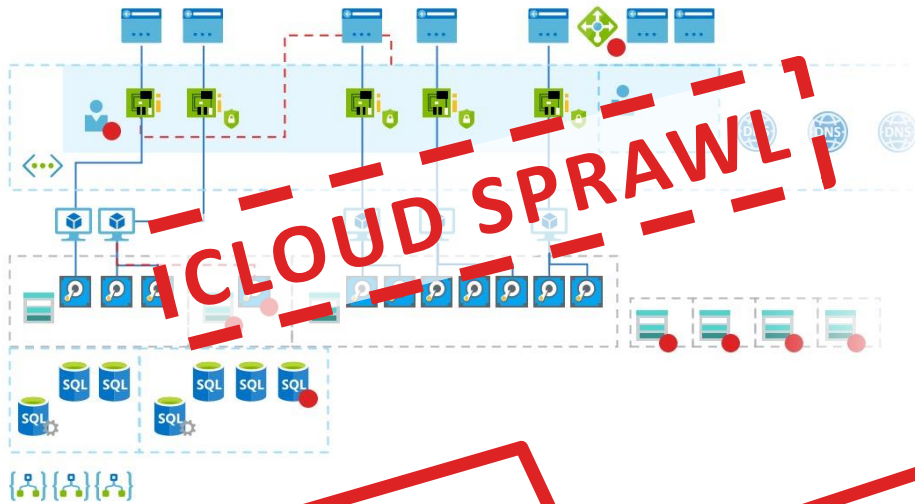
Which of these describe your organization?

- ✔ Your employees want ready-to-use devices without a setup delay.
- ✔ You want to setup, secure, and update devices faster.
- ✔ You're looking to automate installs and security policies.
- ✔ You have strict regulations that require consistency across devices.
- ✔ You're ready to make device management easier than ever.

# MAXIMIZED FOR CLOUD SUCCESS

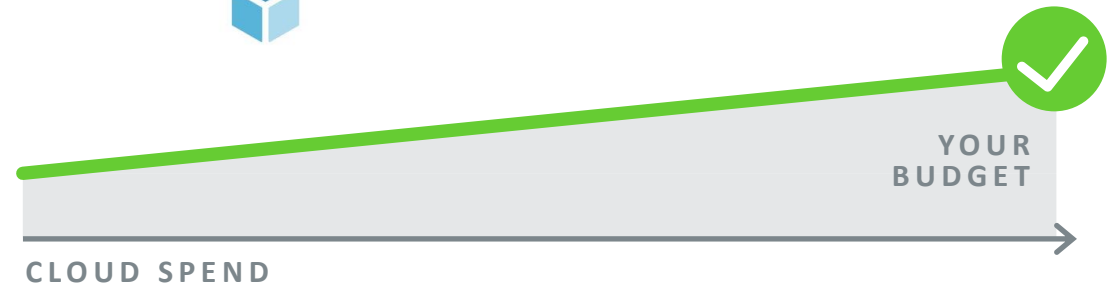
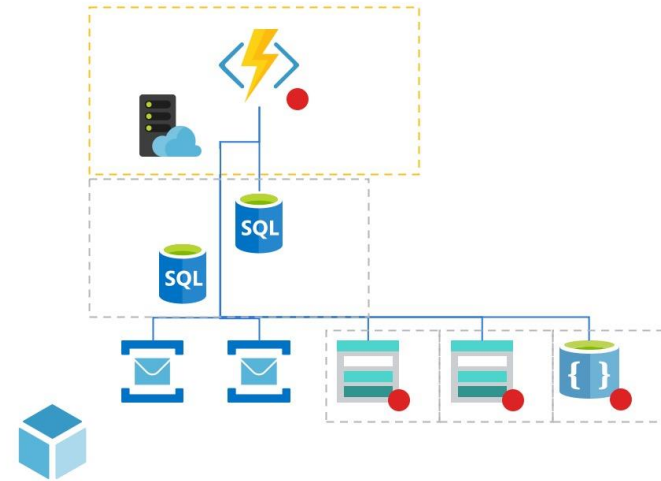
FROM THIS

Unintended sprawl and wasteful spending.



TO THIS

Strategic growth and predictable costs.



PDF

+

VISIO

# COMPREHENSIVE INFRASTRUCTURE REPORTS

---

Monthly Cloud Infrastructure Report  
with resource details and documentation



# COMPREHENSIVE INFRASTRUCTURE REPORTS

---

Monthly Cloud Infrastructure Report  
with resource details and documentation

- ✓ Detailed Global Diagram of Environment
- ✓ Current Consumption Costs
- ✓ Best Practice Recommendations
- ✓ Policy Assignments
- ✓ Resource Types, including Storage, Virtual Machines, Virtual Networks, Network Security Groups, and Public IP Addresses
- ✓ Security Policies
- ✓ Resource Groups
- ✓ Registered and Enterprise Applications



PDF

# HIGH-LEVEL EXECUTIVE SUMMARIES

Monthly Executive Summary  
with overview of resource types and costs



# HIGH-LEVEL EXECUTIVE SUMMARIES

---

Monthly Executive Summary  
with overview of resource types and costs

- ✓ Current Consumption Costs
- ✓ Best Practice Recommendations
- ✓ Resource Types by Locations and Components

# SIMPLIFIED BILLING

FROM THIS

Microsoft Direct

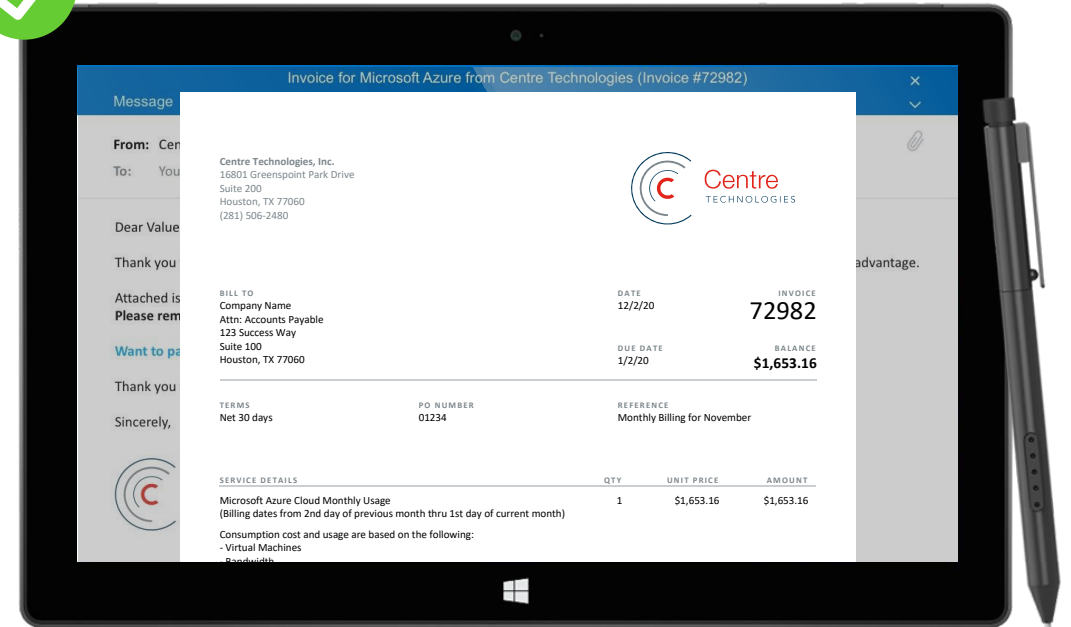
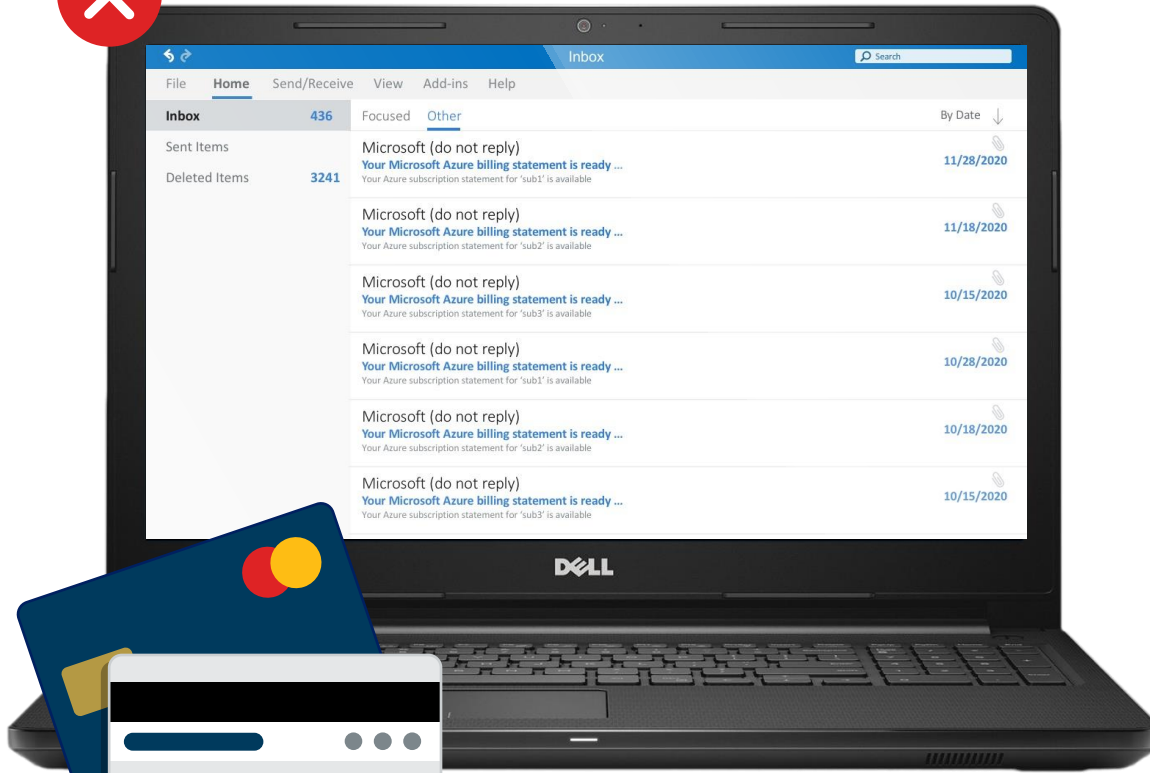
TO THIS



Automatic charges with overwhelming details.



Understand where your dollars are going.



# TAILORED EXPENSE SUMMARIES

FROM THIS

Other Microsoft Azure Providers

Overwhelming details not tailored to you.



TO THIS

See what and who attribute to cloud spend.



Microsoft Azure		Centre TECHNOLOGIES	
EXPENSE SUMMARY		REPORTING PERIOD: 10/2/2020 to 11/1/2020	
BY CATEGORY		BY DEPARTMENT	
Advanced Threat Protection	\$4.25	Accounting	\$13.43
Bandwidth	\$0.00	Human Resource	\$14.21
ExpressRoute	\$241.94	Information Technology	\$45.02
Security Center	\$32.06	Marketing	\$11.34
Storage	\$219.20	Production	\$541.15
Virtual Machines	\$1,138.65	Purchasing	\$36.75
Virtual Machines Licenses	-	Research & Development	\$712.94
Virtual Network	\$17.06	Sales	\$278.31
<b>TOTAL</b>	<b>\$1,653.15</b>	<b>TOTAL</b>	<b>\$1,653.15</b>

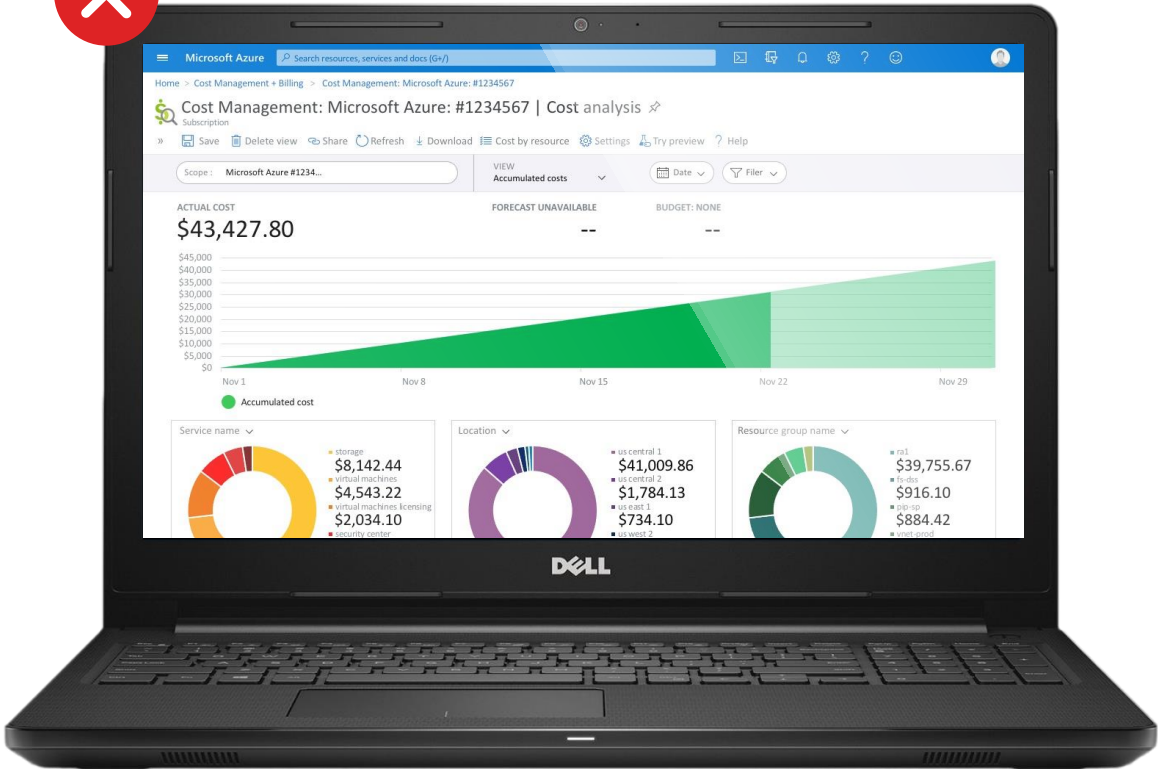


# INTUITIVE CONSUMPTION VISIBILITY

FROM THIS

Microsoft Direct

One-size-fits-all reporting.



TO THIS

Reporting tailored to what matters to you.



# ACTIONABLE INSIGHTS

The dashboard displays the following data:

Microsoft Azure Licensing Summary				
Resources	Total Billable Resources	Used Resources	Unused Resources	Unused Resources Spend (\$)
Virtual Machines	178	125	53	\$1,230.32
Virtual Networks	1	1	0	\$0
Databases	2	0	2	\$145.12
Storage	3	2	5	\$450.32
<b>Total</b>	<b>186</b>	<b>129</b>	<b>60</b>	<b>\$1,825.76</b>

Other dashboard features include:

- New Workloads:** 22 (Last 30 days)
- Resources without Backups:** 5 (18 MINS AGO)
- Microsoft Azure Secure Score:** 46% (Total Microsoft Secure Score, 28 MINS AGO)
- Security Alerts (Last 30 days):** Line chart showing alert volume over time (12 MINS AGO).
- Possible Misconfigurations:** 32 (All time, 3 HOURS AGO)
- Spending Trends (Past 12 Months):** Stacked bar chart showing invoiced amounts from Dec-2019 to Nov-2020 (2 HOURS AGO).
- Utilization By Resource:** Bar chart showing utilization percentages for various resources (12 MINS AGO).
- Utilization By Department:** Sunburst chart showing usage across departments like Purchasing, HR, Accounting, Marketing, Sales, Production, and R&D (12 MINS AGO).

Avoid wasteful spending from unused resources and licenses

Track spending trends on resources

Easily view what's being used the most

Easily track new workloads added in the last 30 days

Be proactive about data retention and recovery

Quickly view your Microsoft Azure Secure Score

Stay on top of misconfigurations

Gain insights into security gaps and common errors

Attribute usage to cost centers and departments

# INNOVATIVE CLOUD **EXPERTISE**

---

**4X MORE**

**PERFORMANCE  
VISIBILITY**

with Advance Azure  
Infrastructure Alerts from  
PaaS to recoverability<sup>1</sup>

**2X FASTER**

**RAPID RESPONSE  
SUPPORT**

than Microsoft's standard  
support for troubleshooting  
and resolving Azure issues<sup>2</sup>

**2X FASTER**

**FASTER RESOURCE  
BUILD-OUTS**

from strategic  
cloud consulting and  
configured templates<sup>3</sup>

**MORE  
THAN 33%**

**INCREASED  
REDUNDANCY**

leveraging hybrid cloud  
and backup policies

**40%**

**IMPROVED  
EMPLOYEE ADOPTION**

with post-deployment  
mentorship from Centre  
cloud experts\*

**75%+**

**EVOLVED CLOUD  
INFRASTRUCTURE**

by consolidating multi-cloud  
and off-prem systems

\* Based on increased backups, replication, instances and PaaS

1. Requires Centre's Microsoft Azure Operational Intelligence.

2. Requires Centre's Microsoft Azure Operational Care and Optimization, which includes Operational Intelligence.

3. Requires Centre's Microsoft Azure Deployment Acceleration.

CASE STUDY

*Centre's commitment is rooted in a widespread work ethic of complete devotion to the customer.*

**Infrastructure Manager**

Leading Managed Transportation Services Provider in North America



## CASE STUDY

# DRASTICALLY REDUCING COSTS WITH **CLOUD** **OPTIMIZATION**

---

Leading Managed Transportation  
Services Provider in North America

### CHALLENGES

- Business acquisition resulted in cloud sprawl
- Discovery of more than \$1 Million dollars annual spend on Microsoft Azure

### SOLUTIONS AND RESULTS

- Cloud Assessment documentation included recommendation to implement a hybrid approach to optimize Azure environment and spend
- Same storage space and immediate cost reduction
- Tailored workloads to hybrid between Azure public cloud and private cloud hosted by Centre
- Owned hardware moved and stored in datacenter to avoid traditional added costs associated with increasing storage over time

**451K** Annual cost savings from hybrid cloud approach and eliminating the need to hire an in-house resource

### LOOKING TO THE FUTURE

- Continues to see value by relying on a team of experts as their own
- Maximizing value of Azure's security center to its full potential
- Additional consulting on Microsoft 365 optimization to reduce spending



CASE STUDY

*Centre's cloud experts delivered as promised — working through all issues and mentoring us every step of the way.*

**Development Manager**

Leading provider of Point-of-Sale (POS) software and transaction services

## CASE STUDY

# INCREASED RELIABILITY AND SCALE

---

Leading provider of Point-of-Sale (POS)  
software and transaction services

### CHALLENGES

- Aging hardware and lack of networking redundancy
- Security vulnerabilities in unsupported hardware
- Lack of performance for growing applications
- Current datacenter location was having frequent outages

### SOLUTIONS AND RESULTS

- Microsoft Azure provided a quick solution without large CAPEX purchases
- Applications can scale up quicker and run better in Azure
- Security can be improved without concern for unsupported hardware issues

**65%**

Decreased outage  
resolution time

**100%**

hardware failure  
points eliminated

**\$500K**

CAPEX savings by switching  
to OPEX purchasing model

### LOOKING TO THE FUTURE

- Continuous cost optimization from Centre's mentorship and reporting
- Improving security with enhanced toolsets available in the cloud
- Delivering Disaster Recovery systems protecting against region wide outages



Centre  
TECHNOLOGIES

[centretechnologies.com](http://centretechnologies.com)

1 (833) 236-8731

CENTRE1