

A modern office interior with a large conference table and yellow chairs. The room features a large window on the left, a whiteboard, and a large screen on the right. The ceiling has several pendant lights. The entire image is overlaid with a semi-transparent orange filter.

Lumen

Express Route Consulting and Landing Zone Strategies



Lumen is Microsoft's preferred partner supporting Azure globally via our networking, infrastructure and managed services.

Microsoft Partner

Azure Expert MSP



Azure
Network
MSP

Cloud
CSP

Azure Network
Peering Service
Provider

Solutions Partner Designations and Specializations

Digital & App Innovation

Infrastructure

Data & AI

Modern Work

Microsoft® and Lumen's partnership generated key innovation collaborations:

- 1 Private LTE/Wireless/5G
- 2 Azure Stack HCI Lumen Edge Bare Metal / Application Modernization
- 3 Azure Synapse
- 4 Azure IoT Platform for Smart Solutions
- 5 Metaverse
- 6 M365 CoPilot

Leverage Lumen's Capabilities

Deliver superior customer experiences, reduce operational costs, and improve security with Azure certified Lumen cloud architecture, migrations, and more:



Hybrid &
Distributed Cloud



Edge Computing
& Connectivity



Private Wireless /
LTE & 5G



UC&C / Teams
Phone / M365



Managed and
Professional Services
(M&P)

DID YOU KNOW?

Lumen has more than 500 Azure experts and 900+ Microsoft® certifications.

Lumen Managed & Professional Services (M&P)

With a robust ecosystem and well-established areas of expertise supporting cloud assessments, Lumen will help you meet both tactical goals and strategic business outcomes.

Day 0

Advisory
Engagements
& Assessments

Day 1

Project-Based
Implementations
& Migrations

Day 2

Ongoing
Management
& Support

From within our established practice areas of expertise:



Network & Comms



Edge & Apps



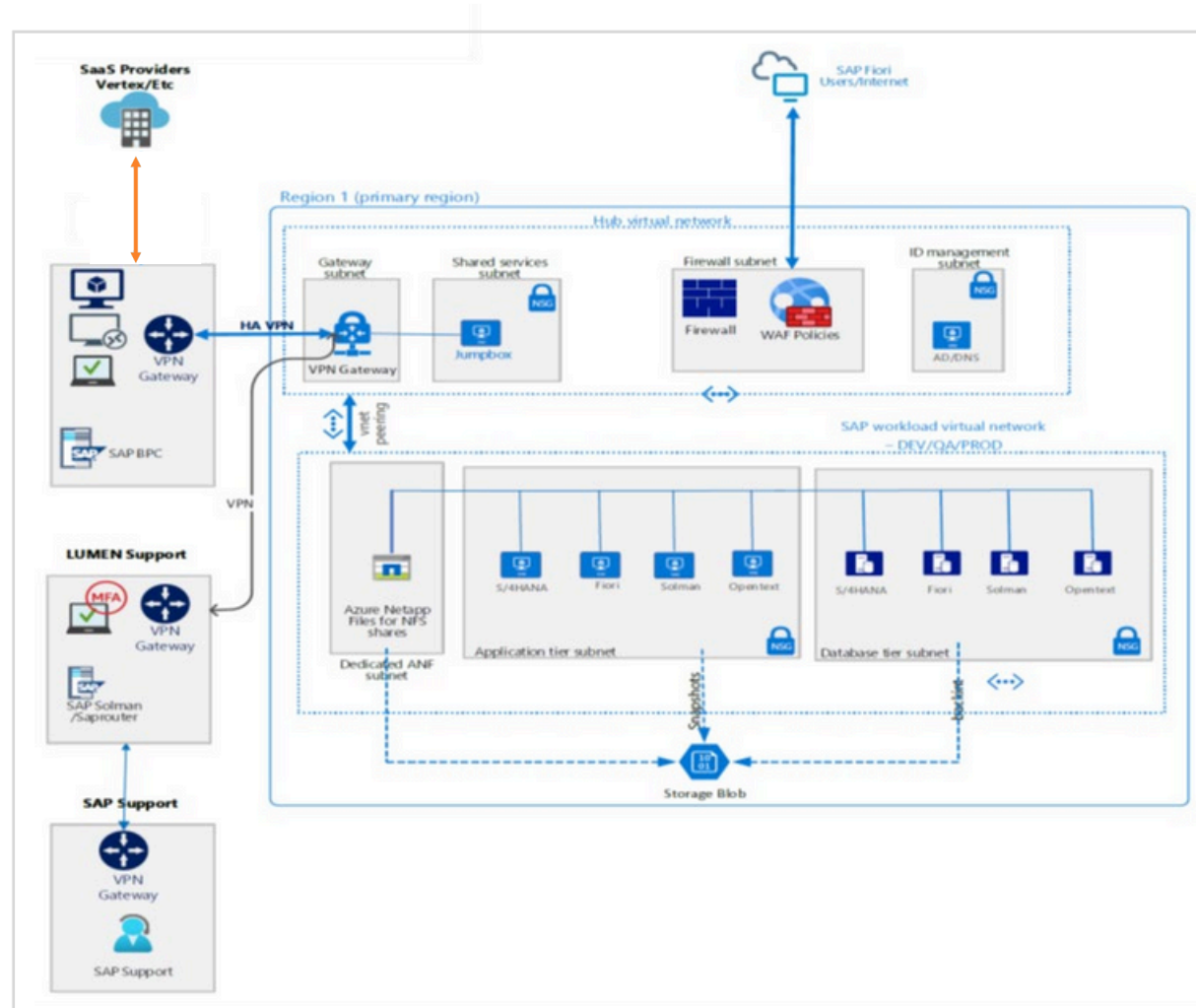
Security



Smart Solutions

Where we assess, design, deploy,
and manage distributed workloads
from public cloud to network edge.

Proposed architecture example: Microsoft® Azure

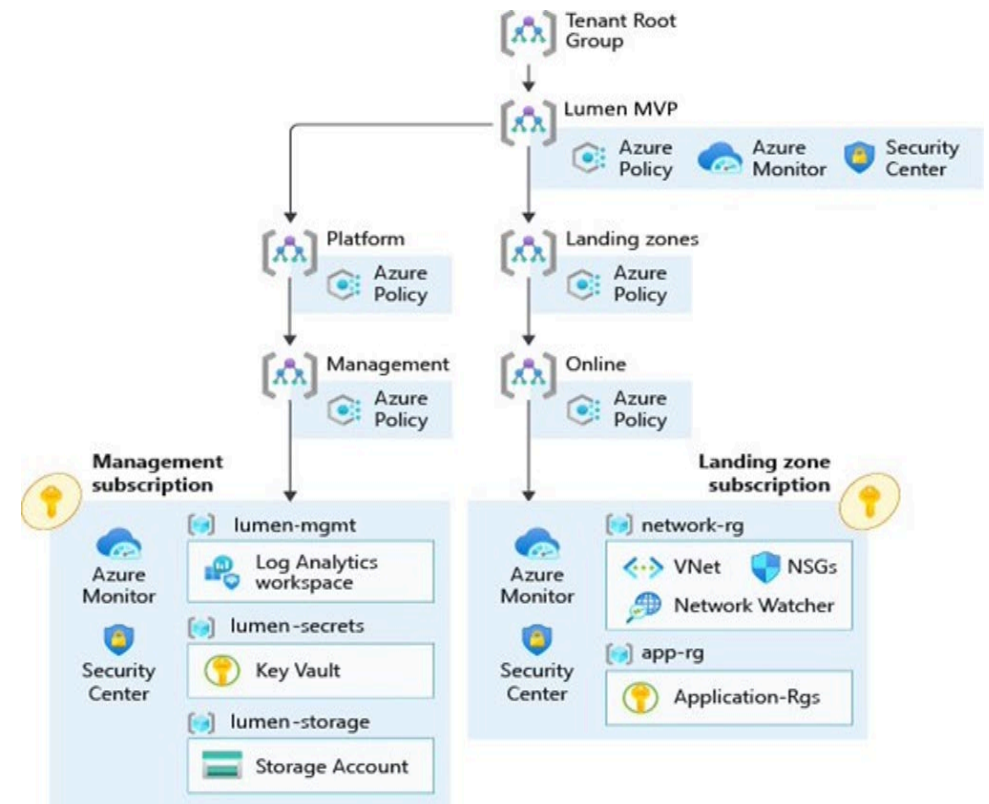


Lumen Microsoft® Azure landing zone for MVP

- Ideal for customers who want to start with Landing Zones for their workloads, where hybrid connectivity to their on-premise datacenter(s) is not required from the start.
- This reference implementation is meant for organizations that do not have a large IT team and do not require fine grained administration delegation models. Hence, Management, Connectivity and Identity resources are consolidated in a single Platform Subscription.
- Optionally allows you to bring in an existing (preferably empty) subscription dedicated for platform management, and an existing subscription that can be used as the initial landing zone for your applications.

The Enterprise-Scale architecture is modular by design

Start with foundational landing zones that support application portfolios, regardless of whether the applications are being migrated or are newly developed and deployed. This architecture enables organizations to start as small as needed and scale alongside their business requirements regardless of scale point.

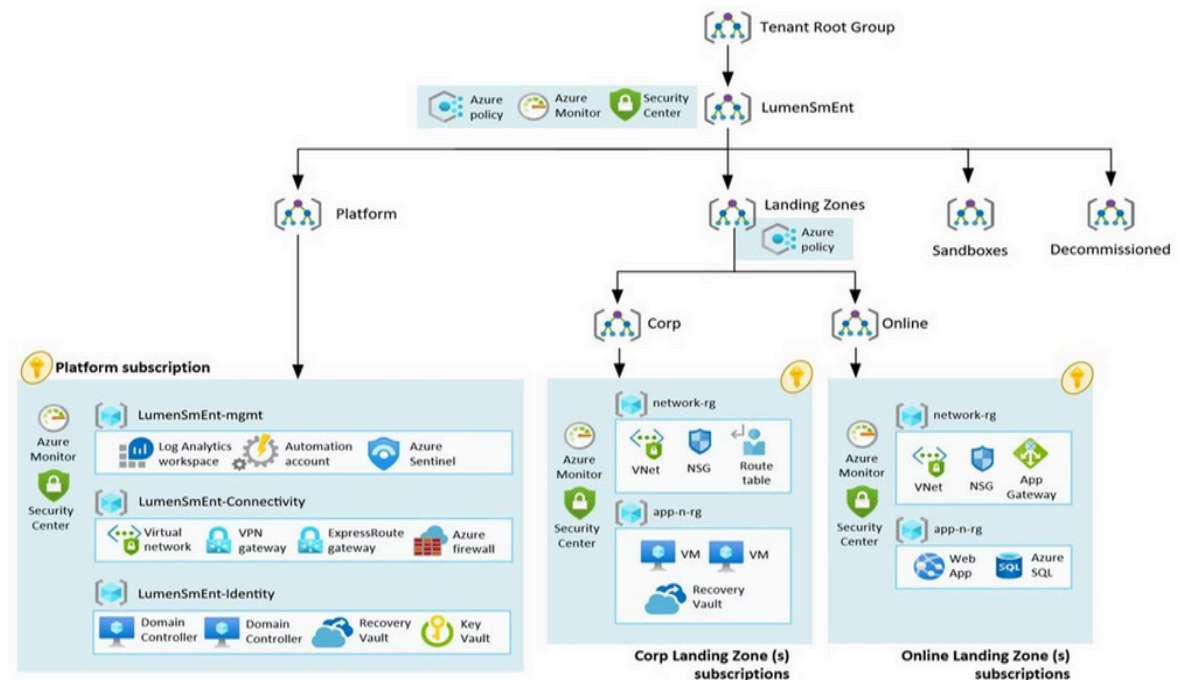


Lumen Microsoft® Azure landing zone for small enterprises

- Well suited for customers who want to start with Landing Zones for their net new deployment or development in the cloud by implementing a network architecture based on the traditional hub and spoke network topology.
- Also, well suited for customers who want to start with Landing Zones for their net new deployment/development in the cloud by implementing a network architecture based on the traditional hub and spoke network topology.
- This reference implementation provides a design path and initial technical state for Small and Medium Enterprises to start with foundational landing zones that support their application portfolios.
- This reference implementation is meant for organizations that do not have a large IT team and do not require fine grained administration delegation models. Hence, Management, Connectivity and Identity resources are consolidated in a single Platform Subscription.

Modular by design

Start with foundational landing zones, regardless of whether the applications are being migrated or are newly developed and deployed. This architecture enables organizations to start as small as needed and scale alongside business requirements regardless of scale point.



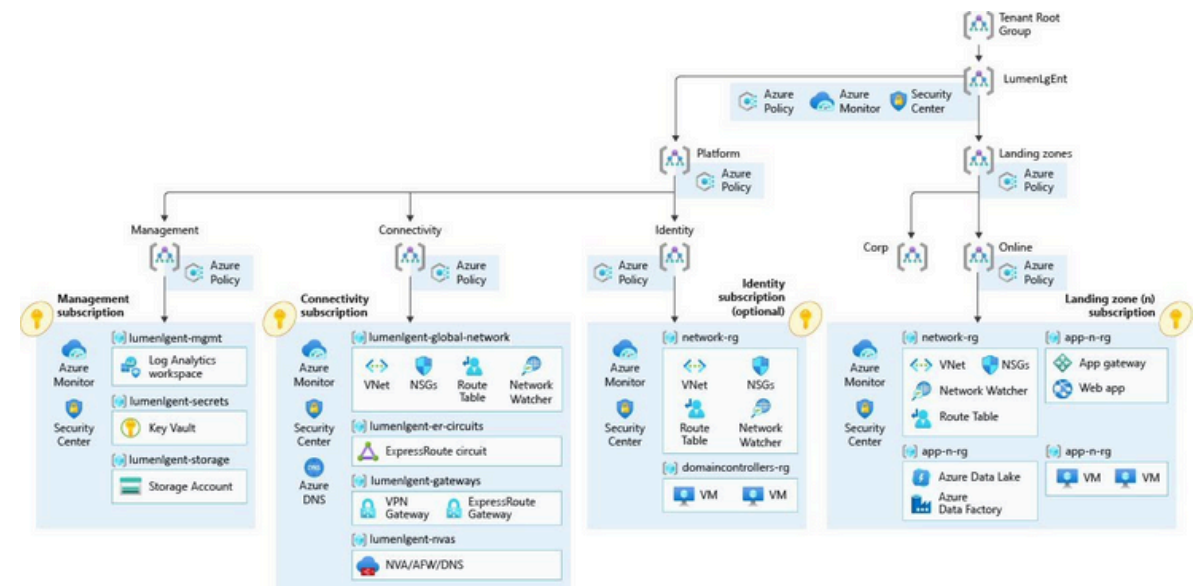
Large enterprise example

Microsoft® Azure landing zone

- This reference implementation is ideal for customers that have started their Enterprise-Scale journey with an Enterprise-Scale foundation implementation and then there is a need to add connectivity on-premises datacenter(s) and branch offices by using a traditional hub and spoke network architecture.
- Well suited for customers who want to start with Landing Zones for their net new deployment or development in the cloud by implementing a network architecture based on the traditional hub and spoke network topology.
- Optionally allows you to bring in an existing (preferably empty) subscription dedicated for platform management, and an existing subscription that can be used as the initial landing zone for your applications.

Modular by design

Start with foundational landing zones that support their application portfolios and add hybrid connectivity with ExpressRoute or VPN when required. Alternatively, start with an Enterprise-Scale architecture based on the traditional hub and spoke network topology if your organization requires hybrid connectivity to on-premises locations from the beginning.



The Lumen Advantage

Lumen is a single source provider for cloud strategy, workload assessment and planning, cloud/workload migration, network, and cloud management services.

- **Partner** with one trusted advisor for a consistent experience from the network to your applications.
- Accelerate your time to decisions and cloud adoption by leveraging Lumen's cloud experience and partnerships.
- **Build** consistent experiences with extreme flexibility by leveraging experts with hundreds of technical certifications.
- Protect systems, data, and users with a secure-by-design platform paired with one of the largest global networks for fast, secure business operations.
- Migrate your data warehouse within weeks with an unmatched team of data experts.

