



Inscape – Multicloud Cost Visibility & Management

Inscape Multicloud Cost Visibility & Management

Inscape Cost Management simplifies financial management and heightens visibility of your multicloud environment from a single platform. Gain more clarity of your cloud spend by quickly and easily monitoring costs, spotting trends, creating and management budgets, and customizing alerts based on your cloud spend—all while saving you valuable time.

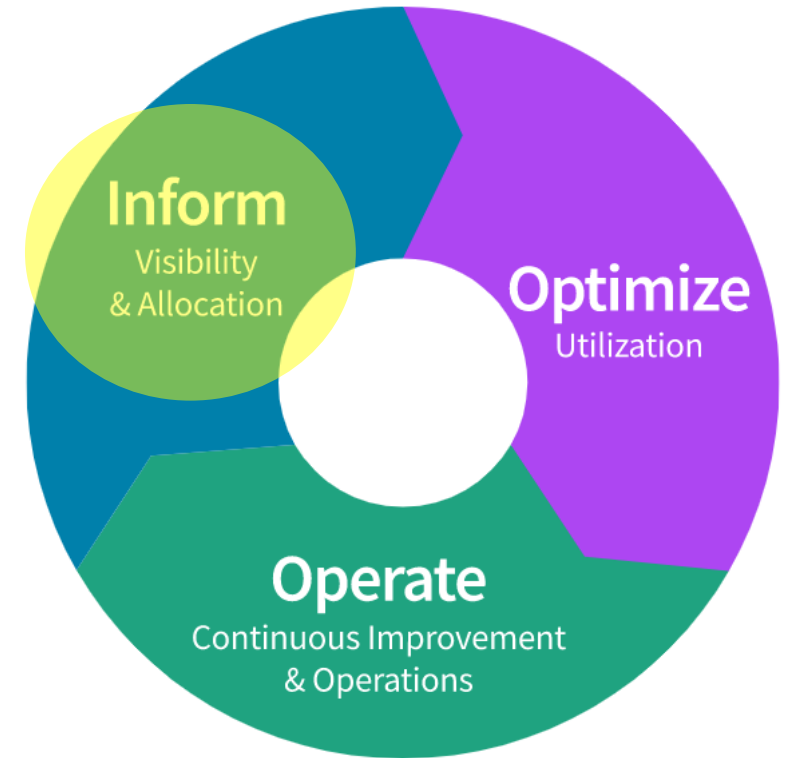


MessageOps
A Division of Sirius

FinOps is the operating model for the cloud

FinOps is the most efficient way for teams to manage their cloud costs. Using FinOps, teams can come together to deliver faster while gaining financial and operational control.

With Inscape multicloud cost management, **inform** and empower your teams with cost visibility, allocation, benchmarking, budgeting and forecasting.

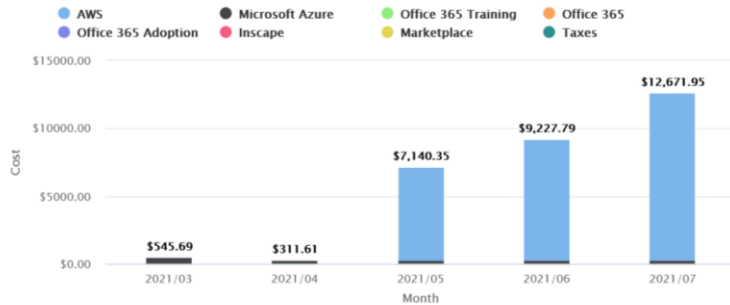


\$ 29,897.39
Total

Total Cost by Service



Total Cost by Month



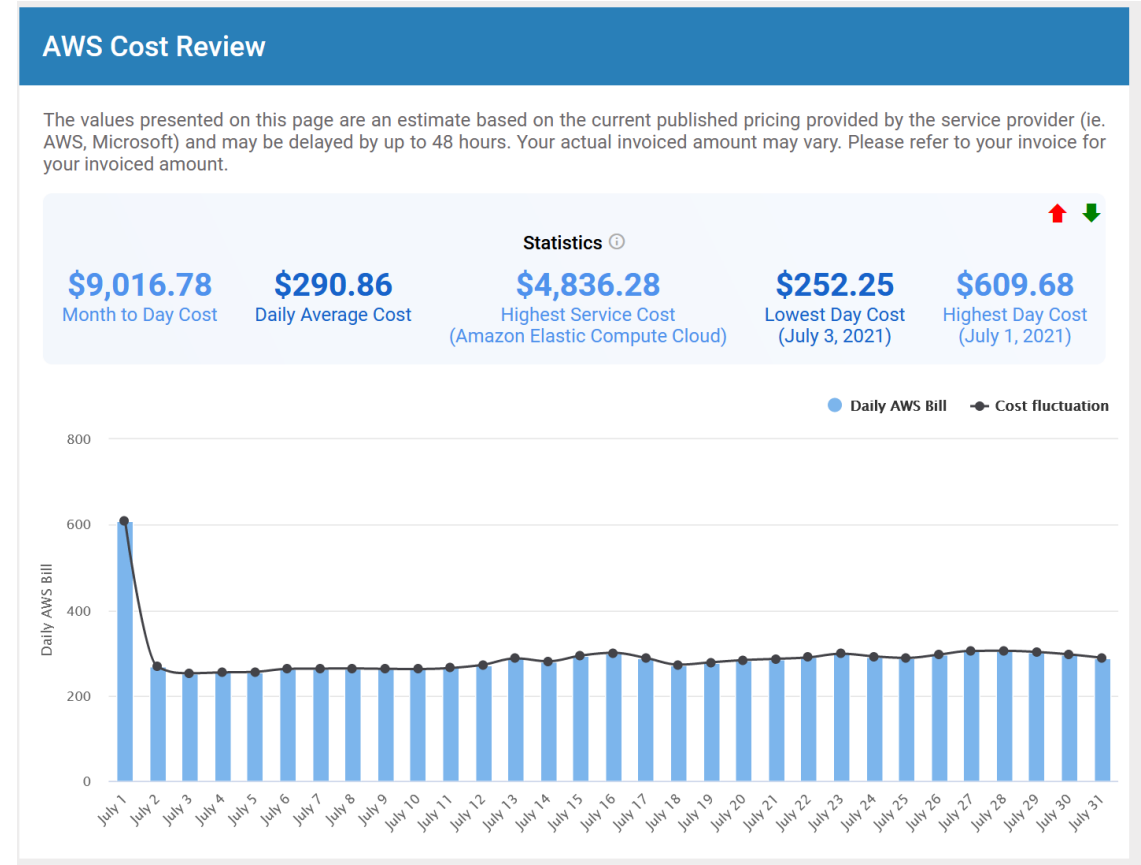
Year/Month	Office 365	Marketplace	Office 365 Adoption	Office 365 Training	Microsoft Azure	AWS	Inscape	Taxes	Total
2021	\$ 154.25	\$ 0.00	\$ 0.92	\$ 231.37	\$ 1325.60	\$ 28185.25	\$ 0.00	\$ 0.00	\$ 29897.39
Jul	\$ 43.34	\$ 0.00		\$ 28.71	\$ 227.98	\$ 12371.92	\$ 0.00	\$ 0.00	\$ 12671.95
Jun	\$ 39.65	\$ 0.00		\$ 28.74	\$ 200.21	\$ 8959.19	\$ 0.00	\$ 0.00	\$ 9227.79
May	\$ 10.52	\$ 0.00		\$ 58.00	\$ 217.69	\$ 6854.14	\$ 0.00	\$ 0.00	\$ 7140.35
Apr	\$ 21.71	\$ 0.00	\$ 0.00	\$ 58.06	\$ 231.83		\$ 0.00	\$ 0.00	\$ 311.60
Mar	\$ 39.03	\$ 0.00	\$ 0.92	\$ 57.86	\$ 447.88		\$ 0.00	\$ 0.00	\$ 545.69
Total	\$ 154.25	\$ 0.00	\$ 0.92	\$ 231.37	\$ 1325.60	\$ 28185.25	\$ 0.00	\$ 0.00	\$ 29897.39

Cost Dashboard

- Inscape has been designed to clearly present the complete picture of cloud spending and forecasting within entire organizations as well as by user, team, department, project, and/ or application.
- Reduce the number of resources and time spent manually managing cloud cost & usage trends.

Comprehensive Cost Visibility

- Inscape provides granular visibility across entire organization's cloud environment.
- Quickly and easily ascertain which users, departments, teams, projects, and/or applications are accountable for fueling cloud cost & usage.
- Discover cloud cost & usage trends for the accurate forecasting of budgets as well as the reduction of inaccuracies and anomalies.



Cost Transparency

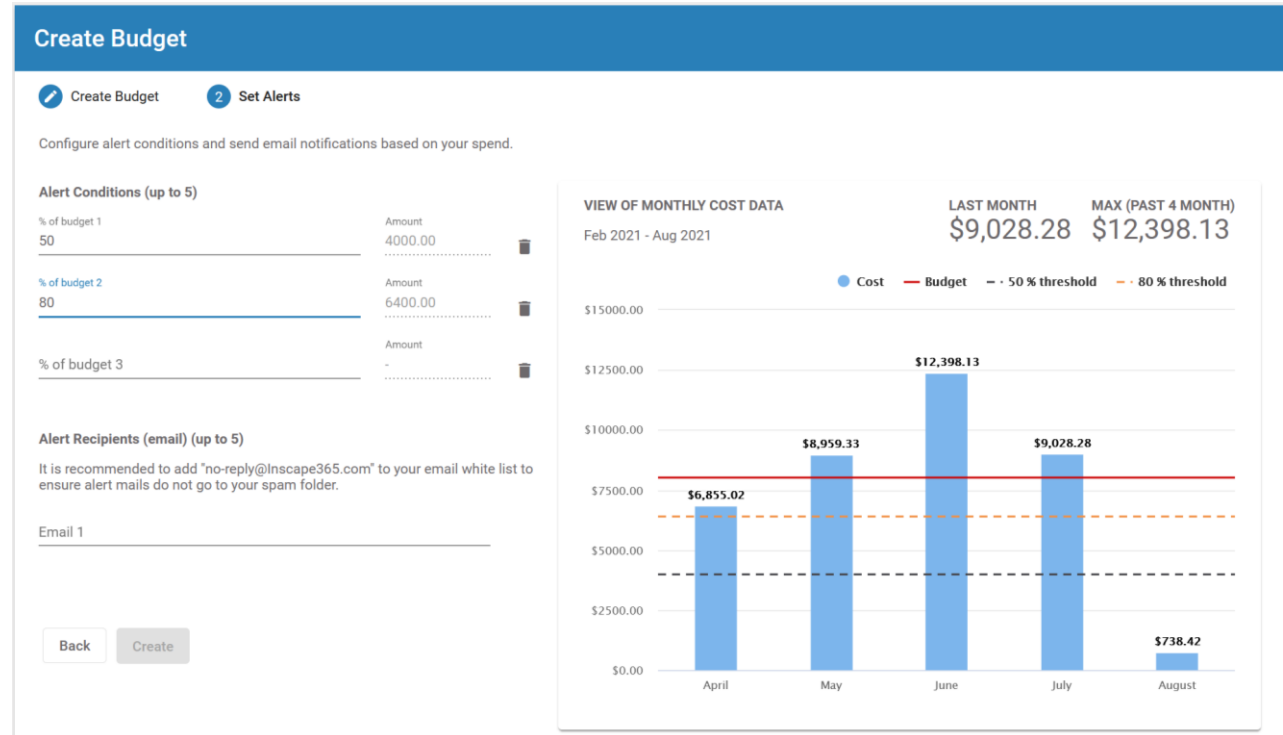
- Inscape grants the ability to quickly recognize opportunities in order to reduce unnecessary and/ or wasted spend.
- Establish fundamental business metrics to which cloud data can be strategically aligned, thus ensuring comprehensive view of common goals and their attainment status.

Name	Creation Date	Expiration Date	Budget	Evaluated Spend	Progress	
Newww	07/01/2021	06/30/2023	\$25.00	\$737.99	100.00 %	⋮
Final1	07/01/2021	06/30/2023	\$50.00	\$3.11	6.23 %	⋮
Global without filters	07/01/2021	06/30/2023	\$4,000.00	\$737.99	18.45 %	⋮
Budget created by MSP	07/01/2021	06/30/2023	\$3,000.00	\$737.99	24.60 %	⋮
demo call	07/01/2021	06/30/2023	\$9,000.00	\$737.99	8.20 %	⋮
qa-test	08/01/2021	07/31/2023	\$100.00	Evaluation pending	Evaluation pending	⋮

Items per page: 10 1 - 6 of 6 << < > >>

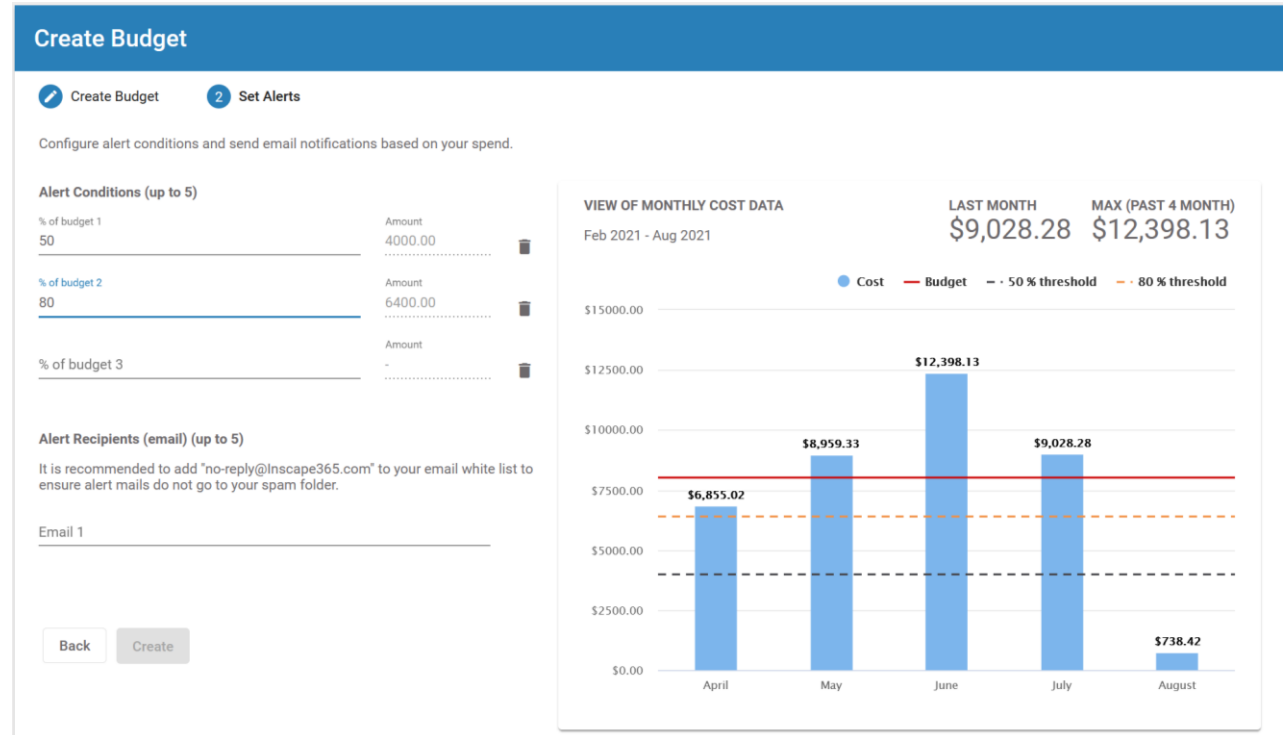
Cost Reporting & Budgeting

- Inscape allows continual analysis and reporting of spend, inducing enterprise-wide accountability.
- Establish budget guidelines and governance policies that proactively monitor and alerts, enabling complete optimization and unparalleled cost control.
- Easily produce effective and fully customizable reports that can be automated and exported into multiple formats.

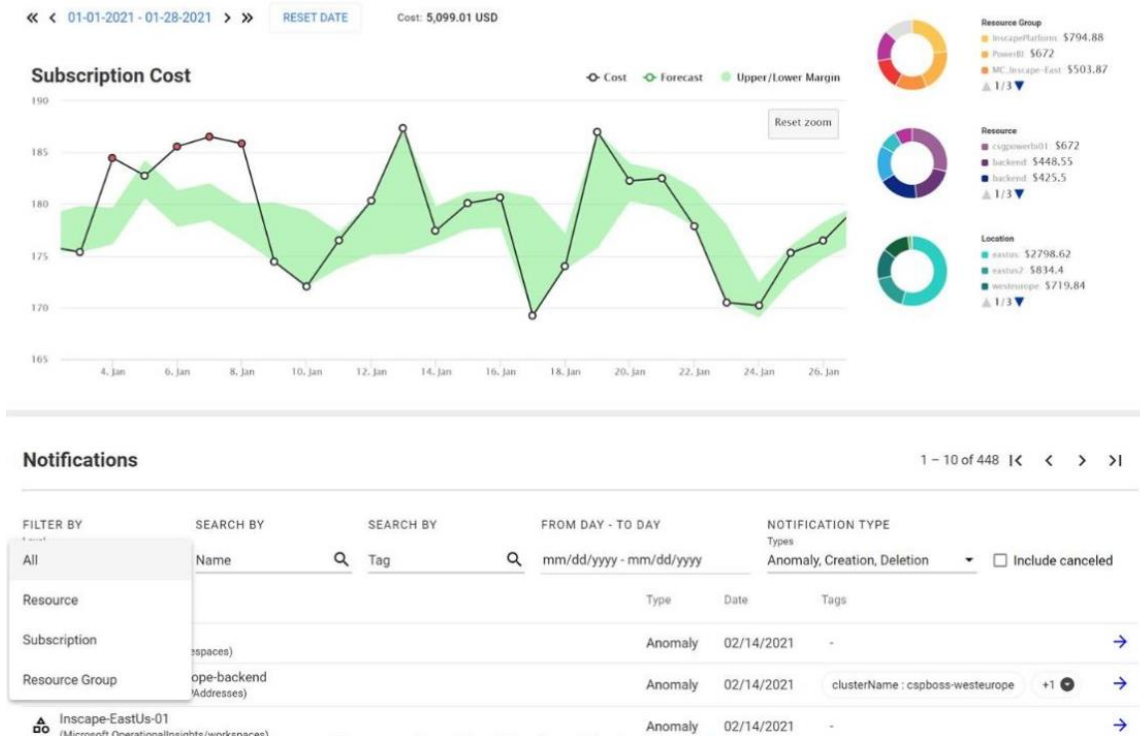


Cloud Vendor Commitment Spend Tracking & Notification

- Inscape allows you to setup your cloud vendor commitment levels
- Establish notifications and alerts when attaining spending thresholds
- Track commitments by vendor, service, product, account, subscriptions, etc.



Cost Anomaly Detection, Alerting & Prediction



- Using Machine Learning algorithms, Inscapex Anomaly inspects your Azure and AWS subscriptions daily by looking for anomalies that can impact your bill.
- Inscapex Anomaly gets granular and can track your Azure spend at the Subscription, Resource Group, or Individual Resource level.
- Get notified immediately of any anomalies, including anomalies in new resources.
- Inscapex Anomaly predicts future cost anomalies and will show you the future date and our cost prediction for that date.

Inscape Demo



MessageOps
A Division of Sirius



MessageOps
A Division of Sirius

SIRIUSCOM.COM | MESSAGEOPS.COM