

CHARTIO

Start your free trial at chartio.com

Email us at sales@chartio.com

Give us a call at (855) 232-0320



Powerful, Cloud-Based Analytics Made Simple

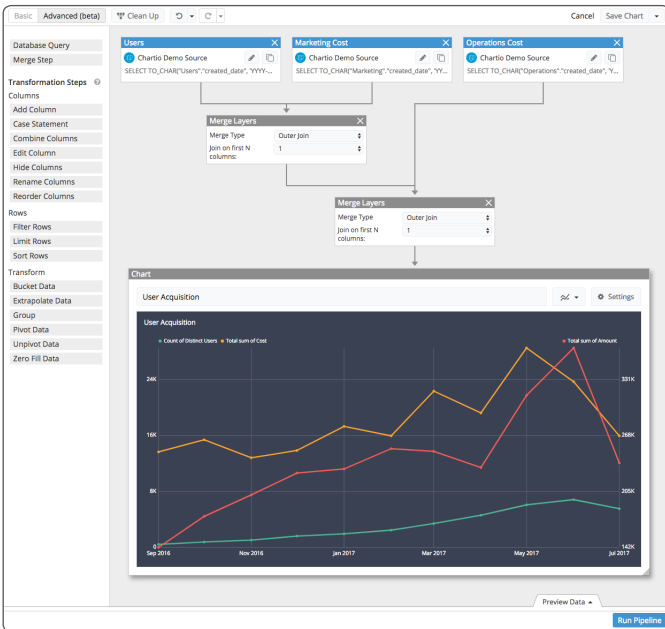
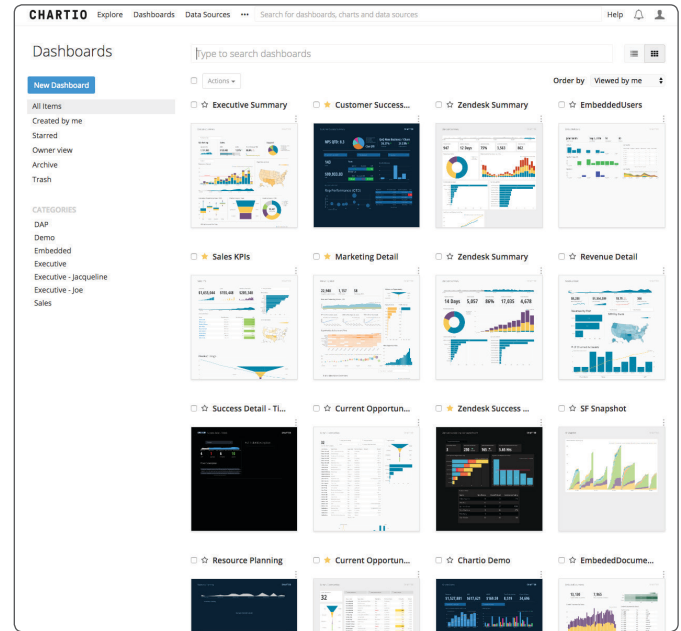
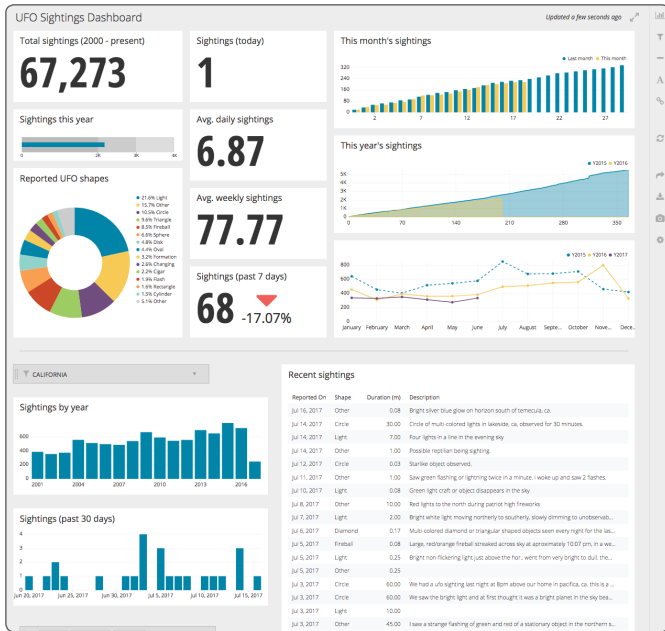
Being part of a data team means constantly fielding requests from different departments. Rather than spending time fulfilling routine data requests, start focusing on the analyses you care most about.

“Chartio makes it possible to analyze data from all our sources, and move data to the most efficient storage as our needs change.”

—Scott Breudecheck, Lead Data Scientist at Everlane

Drive Predictable Growth with Intuitive Data Exploration

- Connect all your data sources, from MySQL to your Amazon Redshift data warehouse and SaaS databases, and instantly start querying your data.
- No need to build a data model in advance, allowing for enhanced flexibility and ease of manipulation.
- Blend, transform and layer data sets in a series of agile steps with our powerful Data Pipeline.
- Chartio is built on SQL, so there's no need to learn a proprietary language.
- Easily manage your team's permissions and access to data and individual dashboards.



"The analyst team was always playing catch up on reporting and dashboard requests. Since implementing Chartio, we're now able to proactively build out infrastructure and work on harder data science questions."

—Riaan Ahmed, Growth and Analytics at Reuters TV

"Our previous Business Intelligence tool required a lot of analyst and engineering time. Chartio is much simpler to setup and manage."

—Salina Cheung, Head of Analytics at Gyft

CHARTIO

Chartio is a powerful and intuitive cloud-based data exploration solution that focuses on helping high-growth companies explore, transform and visualize their data without any SQL knowledge. Chartio helps drive repeatable growth by allowing anyone to easily build and share meaningful dashboards across the company.