



**Visual One  
Intelligence**

“Now we can spend our time on decision-making, not data collection.”

IT Manager,  
Large Retailer

## We Give You Insight

Hybrid infrastructure observability, FinOps, and monitoring all in one place.

Visual One puts control back in your hands.



## Why Clients Choose Visual One Intelligence®

- 1 Reduce Tickets**  
*Prevent 50% of your infrastructure tickets.*
- 2 Prevent Downtime**  
*Save \$1 million by preventing unplanned outages.*
- 3 Optimize Costs**  
*Reclaim 10% of your infrastructure costs.*
- 4 Automate Efficiency**  
*Cut your infrastructure reporting time by 75%.*

### *Better Budgets. Happier Bosses.*

**\$675k**

Average savings per outage prevented with Visual One.

**\$250k**

Typical savings from reclaiming infrastructure costs.

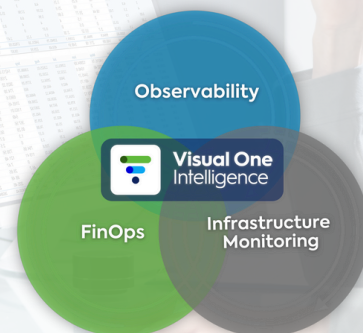
**50%**

Minimum reduction in reporting time for most clients.

# One Screen Shows You Everything

We collect, sort, and interpret your data in all of the following environments to prevent risks, find inefficiencies, and recommend cost-saving improvements.

Hybrid Performance Monitoring



**Visual Storage  
Intelligence**

- Multi-vendor on-prem observability & health alerts (with ServiceNow integration).
- ROI analysis & TCO optimization tools.
- Capacity planning and forecasting.
- Cost analytics and chargeback / showback.
- Automated risk & efficiency reports via email.



**Visual Cloud  
Intelligence**

- Multi-vendor cloud observability & health alerts (with ServiceNow integration).
- Migration planning; compare provider costs.
- Cloud cost heat maps & utilization forecasting.
- Resource trends comparing spending vs. budget.
- Budget & resource capacity planning.
- Automated risk & efficiency reports via email.



**Visual VM  
Intelligence**

- Multi-vendor compute / HCI observability & health alerts (with ServiceNow integration).
- Workload cost comparisons across platforms.
- Right-sizing recommendations.
- Unique scoring to evaluate capacity & efficiency.
- Automated risk & efficiency reports via email.



**Visual SAN  
Intelligence**

- SAN switch observability & health alerts (with ServiceNow integration).
- Switch / host / storage topology.
- Root-cause analysis.
- EOL / EOM calendar; support after device EOM.
- Automatic host connection listings.



**Visual File  
Intelligence**

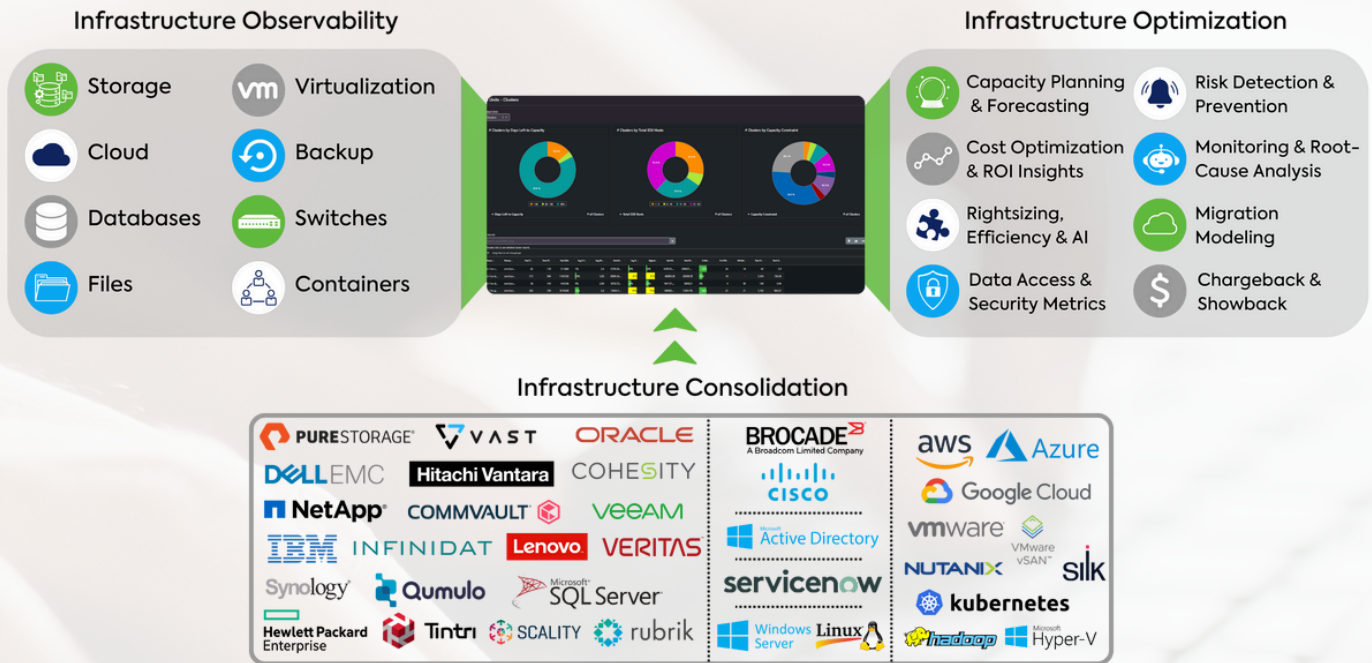
- File Analysis: Sort unstructured data to enable re-tiering, regulatory compliance, and savings.
- Backup Monitoring: An extra layer of protection.
- Security: Integrate with Active Directory to ensure device and user security across your infrastructure.
- Database modeling: Avoid read-only events and wasted space with visibility into database usage, growth, consumption, and capacity.

# How It Works

We collect your data, transfer it to a secure private cloud, and transform it into relevant insights via 24/7 dashboard & weekly email reports.

"This is a low-cost solution that requires no education or training and gives us the visibility we need without having to install or learn additional products."

**Director of Storage Management,**  
Fortune 1000 Company



## “Spending \$0 on a free trial saved us...

- ➔ **...from spending six figures on hardware we didn't need."**  
*Visual One's optimization tools helped them get more from their existing storage and avoid an unnecessary purchase.*
- ➔ **...from a failed migration catastrophe."**  
*Visual One's hybrid-platform insights warned this company that the new arrays they planned to use lacked the necessary capacity.*
- ➔ **...from searching for a needle in a haystack."**  
*Visual One's proactive monitoring identified a device with high latency, alerting this company to an unforeseen risk before a problem could occur.*

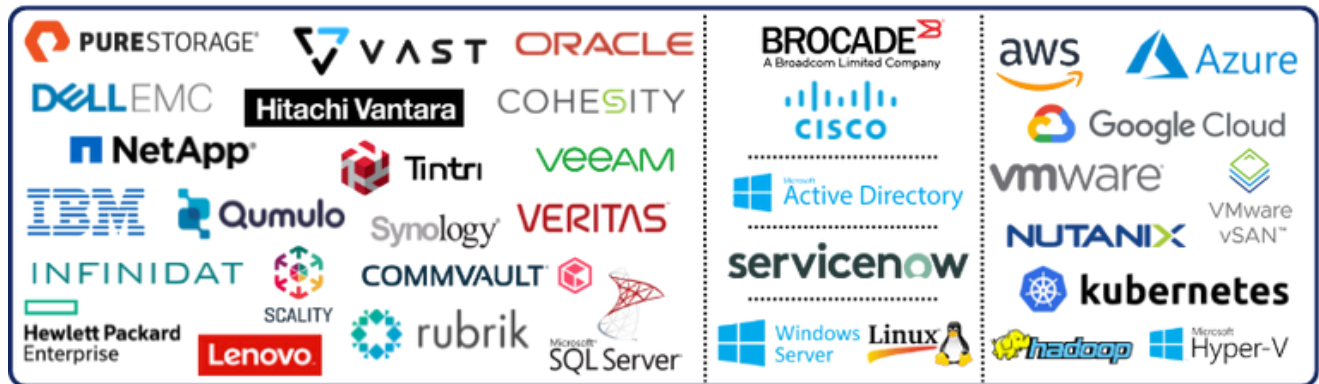
**Start Trial Today**

"The spirit in which Visual One Intelligence™ approaches the customer relationship resonates so much with me. Their support has always been way above expectations."

**ICS Delivery Director,**  
Fortune 500 Healthcare  
Company

# Multi-Vendor Support

We're an infrastructure tool with a unique approach—guaranteeing better insights & faster insights (BIFI) by leveraging resource-level metrics across your hybrid infrastructure. BIFI leads to fewer tickets, less downtime, lower costs, and more accurate planning – for a more powerful & efficient infrastructure.



## Storage, Backup & Database Vendors

<b>Cohesity</b>	VMAX / PowerMax	Primera
Cohesity Backup	VNX	Scality
	VPLEX	StoreOnce
<b>Commvault</b>	XtremIO	
Commvault Backup		<b>IBM</b>
	<b>Hitachi Vantara</b>	db2
<b>Dell EMC</b>	HCP	DS8000
Celerra	HNAS	FlashSystem
Clariion	Operations Center (VSP)	HMC / Power
Compellent		Storewise / SVC
Data Domain	<b>HPE</b>	Spectrum Protect / TSM
Elastic Cloud Storage (ECS)	3Par	
Isilon / PowerScale	Alletra 9000 Series	<b>Infinidat</b>
PowerVault	Alletra 5000/6000 Series	Infinibox
ScaleIO	Apollo	
Unity	Nimble	<b>Lenovo</b>
		S3200

## Storage, Backup & Database Vendors (Continued)

### Microsoft

Sequel Server (SQL)

### NetApp

7-Mode  
C-Mode  
E-Series  
EF Series  
FAS Series  
FlexPod  
StorageGrid

### Nutanix

Nutanix  
Prism

### Oracle

Oracle Database  
Exadata  
ZFS

### Pure

FlashArray  
FlashBlade  
FlashStack

### Qumulo

Qumulo Core

### Rubrik

Rubrik Backup

### Scality

RING

### Synology

DiskStation Manager

### Tintri

VMstore

### VAST Storage

### Veeam

Veeam Backup

### Veritas

NetBackup

## Other Supported Products

### Cloud

AWS  
Azure  
GCP (Coming Soon)

### Containers

Kubernetes

### SAN Switches

Brocade  
CISCO

### Security

Active Directory

### Virtualization / HCI

Hadoop  
Hyper-V  
Linux  
Nutanix  
VMware  
vSAN  
Windows

### ServiceNow

Integration for ticket  
submission

Have a device  
that's not on  
our list?

[Let us know](#) -  
we can add  
new devices in  
as little as two  
weeks!