

## Dropbox to Google Shared Drives Migration Guide 2024

Migrate Dropbox to Google Shared Drives and transfer terabytes of files quickly and securely. Preserve all types of metadata to ensure accurate replication in Google Shared Drives.

- One-time & delta migrations
- Version history migration
- Shared Links migration
- Root folder permissions migration
- Sub-folder permissions migration
- External Shares Migration

[Contact Us](#)



TRUSTED BY



Organizations around the world are recognizing the advantages of embracing cloud-based office suites for seamless collaboration and efficient document management. And the transfer of Dropbox files to Google Shared Drives, which comes integrated with other [Google Workspace](#) apps, has been a notable migration trend.



This guide covers everything about Dropbox to Google Shared Drives migration, including challenges, migration tools, and migration process to help businesses ensure a successful transition.

## 1. Introduction

Is your company planning to migrate Content from Dropbox to Google Shared Drives? [Switching to Google Drive](#) and Google Shared Drives from Dropbox includes migrating users, data, permissions, shared links, and other features that can complicate the migration process.

At CloudFuze, we can help your IT team speed up and automate the Dropbox to Google Shared Drives file transfer process, helping your company save a lot of time and money. Based on years of migration experience, we have developed proven methodologies to align your business outcome goals with the migration project while overcoming challenges.

If you're keen to know more or want to see a demo of how we migrate data from Dropbox to Google Shared Drives, watch the video below:

## 2. Dropbox to Google Shared Drives Migration Limitations

Google Shared Drive has certain [limitations](#), and IT Admins need to be aware of these before initiating the process to transfer Dropbox to Google Shared Drives. It is not a problem for small businesses with small data, but it can be a major challenge for larger businesses that plan to migrate a high volume of users and data.

- **Folder structure limitation**

A folder in a Shared Drives allows you to have up to 20 levels of nested folders (subfolders). So, the folders exceeding the limit of 20 levels won't get migrated to Google Shared Drives.

- **Files and folders limitation**

A drive in a Shared Drives can include a maximum of 400,000 files and folders combined. You can't migrate a single file/folder exceeding 400,000 items to a single Team Drive.

- **Daily data upload limitation**

Users are restricted from uploading 750 GB of data per day across all Shared Drives and My Drive. Users who reach the 750 GB limitation or upload a file larger than 750 GB will be unable to migrate any more files on that day.

If you want to transfer Dropbox data to Google Shared Drives fast and meet your timeframe, we recommend adding multiple accounts to quickly move the largest amount of data. This allows you to run deltas quickly and stay ahead of the migration process.

## 3. How to Copy Dropbox Files to Google Shared Drives Without Any Limitations?

Overcoming cloud-specific limitations is technically challenging and time-consuming. Hence, choosing an effective, ready-to-use data migration solution that addresses the key Google Shared

Drive migration limitations is vital. Let us see how CloudFuze overcomes the limitations during the Dropbox to Google Shared Drives file transfer.

- **Folder structure limitation**

Google limits each Shared Drive folder to have only up to 20 subfolders. CloudFuze can bypass this folder structure limit by creating a link with the “Long File” name in the 20th nested folder redirecting to the 21st one.

- **Files and folders limitation**

The number of files and folders you can move from Dropbox to Google Shared Drives is limited to 400,000 items per Shared Drive. Distributing the data across multiple Shared Drives is the best alternative. However, finding the number of files and folders existing is challenging, especially if you do not have the right tool.

At CloudFuze, our migration team runs the pre-migration test before initiating the transfer of Dropbox to Google Shared Drives and generates the report with files and folder count details. If any Dropbox user accounts have more than 400,000 items, our migration team splits the data and migrates it into multiple Shared Drives accordingly.

- **Daily data upload limitation**

As Google Shared Drives limits each user to upload 750GB of data per day,our migration tool processes the data beyond the limit and automatically carries out the migration the next day.

[Schedule a live demo](#) today with our migration experts and see how they can help you overcome the challenges associated with your Dropbox to Google Shared Drives migration.

#### 4. CloudFuze Data Migration Services for Businesses

Our data migration experts provide tailored solutions that suit your business needs, allowing you to move files and folders from Dropbox to Google Shared Drives in strategic ways.

### CloudFuze Migration Framework





[www.cloudfuze.com/](http://www.cloudfuze.com/)

As a [Google Cloud Partner](#), we at CloudFuze, have over a decade of experience helping companies switch to Google Shared Drives from Dropbox. Our highly experienced migration experts perform end-to-end data migration in collaboration with IT Admins and managers.

We make it simple and secure for you to either run the migration on CloudFuze SaaS servers or deploy the tool in on-prem servers if your business data is highly sensitive.

### **Leverage our Industry Leading Migration Solution**

Request for a free and no-obligation demo to understand how our solutions can help you perform your company's Dropbox to Google Shared Drives migrations for a high ROI and zero user impact.

[Schedule a Call](#)

### **5. How Are Permissions Migrated From Dropbox to Google Shared Drives**

Our tool migrates all your Dropbox business users, data, versions, comments, timestamps, shared links, and permissions to Google Shared Drive with ease. Dropbox and Google Shared Drive have distinct levels of permissions, and therefore replication root and inner permissions is a challenging task for IT Admins. Check in the table below on how we migrate the permissions during the move Dropbox to Google Shared Drives.

<b>Dropbox Permissions</b>	<b>Permissions in Google Shared Drives After Migration</b>
View	Viewer
Edit	Content manager

### **6. Dropbox to Google Shared Drives Migration Case Studies**

With our one-stop solution for Dropbox to Google Shared Drive migrations of all sizes and complexities, we have created migration success stories for many businesses embracing the Google Workspace cloud suite.

**Case Study Highlight:** Intuit, a leader in the financial software industry, needed to move away from Dropbox and other clouds to consolidate into Google Workspace. Dropbox and Google restrictions and limited API calls created challenges in moving a high volume number of users to migrate. With our team, they were able to frame a strategy that addressed all of the challenges which enabled them to migrate securely. Explore the [Intuit case study](#) to learn more.

You can also check our other case studies to get more clarity on how our migration solutions have enabled some of the world's largest businesses to migrate securely.

### **7. CloudFuze's Dropbox to Google Shared Drives Migration Features**



[www.cloudfuze.com/](http://www.cloudfuze.com/)

Our data migration tool, CloudFuze X-Change, is a comprehensive migration solution designed to transfer files from Dropbox to Google Shared Drive within a timeframe and without any data loss. The following are the migration features that our tool supports to move files from Dropbox to Google Shared Drives.

## Our Platform Features

### Features

One-time migration

Delta migration

Root folder Permissions migration

Root file Permissions migration

Sub-folder permissions migration

Dropbox Paper migration

External Shares migration

Shared Links migration

All file versions migration

Selective file versions migration

Timestamps migration

Special characters conversion

## Features

Long-file name conversion

### 8. Steps to Migrate Data From Dropbox to Google Shared Drives

Follow the steps below to move Dropbox data to Google Shared Drives successfully.

#### Migration prerequisites

To initiate the transfer of Dropbox files to Google Shared Drives using CloudFuze, you must have the following prerequisites:

1. A CloudFuze Account
2. Dropbox admin login credentials
3. Google Shared Drive admin login credentials

Note: Our monthly subscription plans don't apply for business migration. [Reach out to us](#) with your migration needs for a demo or a customized quote to switch to Google Shared Drives from Dropbox.

Follow the steps below to move Dropbox data to Google Shared Drives successfully.

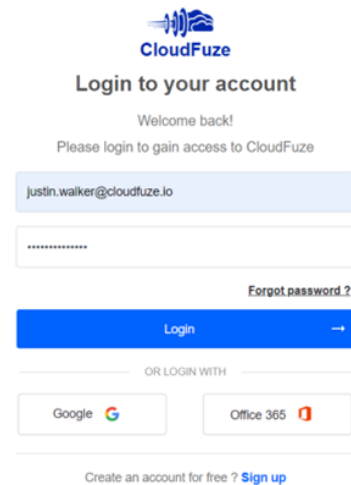
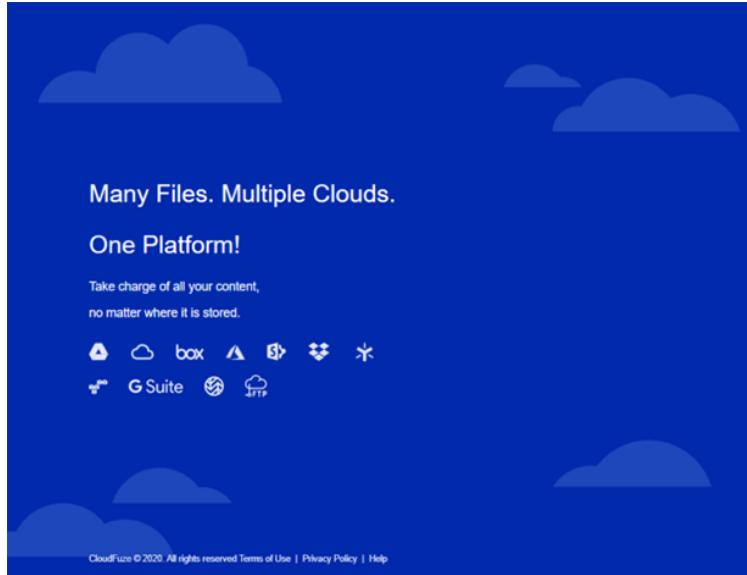
#### Step 1: Log into CloudFuze

The process to migrate Dropbox to Google Shared Drive starts with accessing the CloudFuze webapp.

Open the [CloudFuze](#) webapp to create or log into your account. We offer a limited free trial to test the service. As a business user, you can reach out to our sales team requesting an enterprise trial with more features.




www.cloudfuze.com/



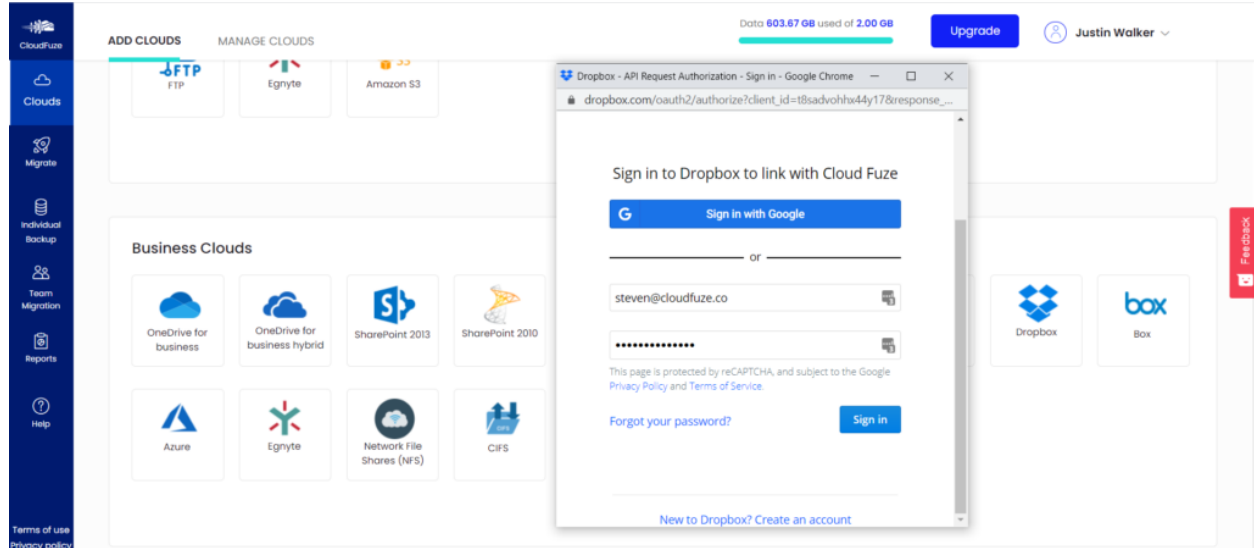
### Step 2: Add Dropbox Business Account to CloudFuze

Click on the Dropbox logo that you can find in the business clouds section. When planning for a business-focused Dropbox to Google Shared Drive file transfer, avoid adding Dropbox from the personal clouds list.




### Step 3: Authorize Dropbox Business Account

Enter your Dropbox account's admin login credentials in the popup window and click on the Sign-in button. By doing so, you are providing the needed access for CloudFuze to copy files from Dropbox to Google Shared Drives.



#### Step 4: Add the Google Shared Drives Account

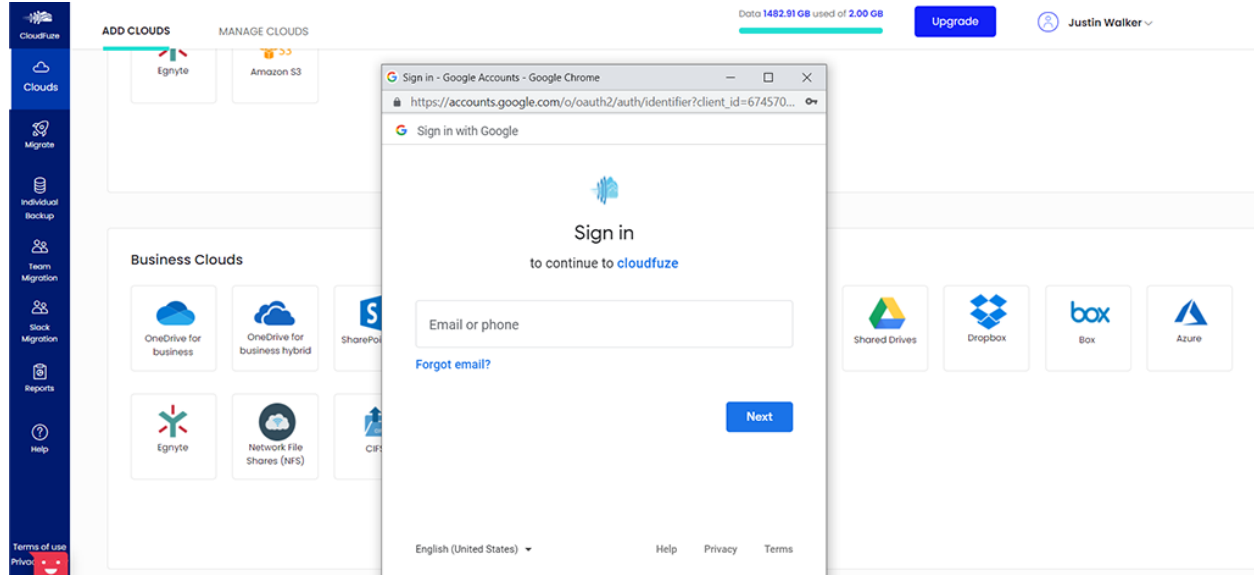
Similar to the previous steps, you must add Google Shared Drive. Click on the Google Shared Drive logo in the business clouds list.



#### Step 5: Authorize Google Shared Drive

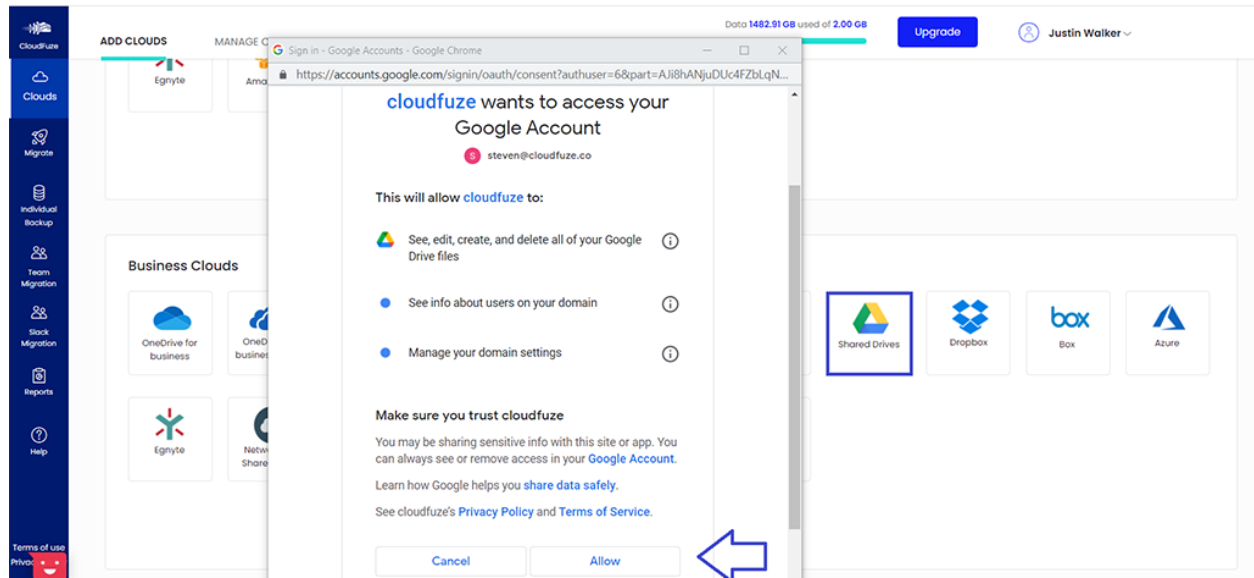
Enter your Google Shared Drives admin login credentials in the popup and click on the Next button.





### Step 6: Allow CloudFuze to Access Your Account

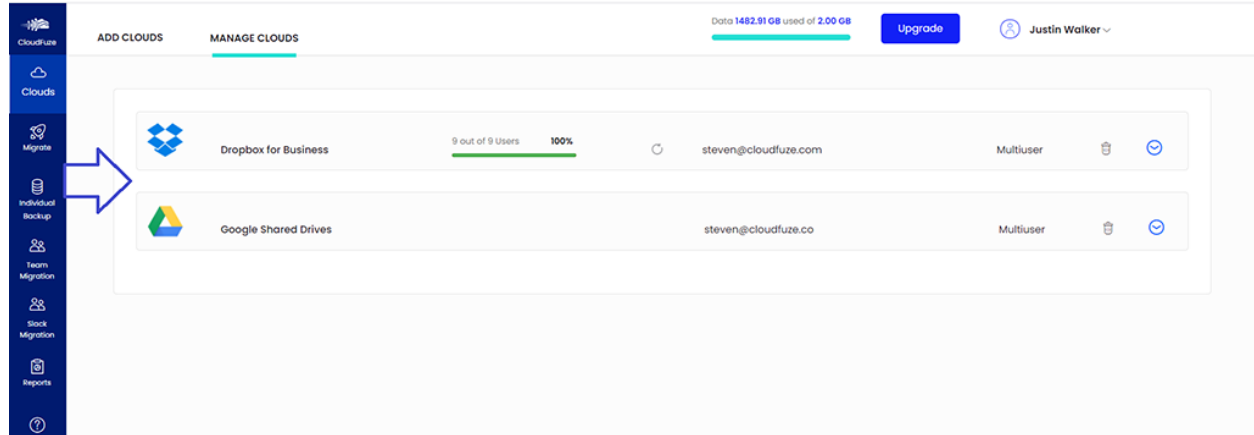
Click on the Allow button to finish adding the Shared Drive account to CloudFuze. CloudFuze uses OAuth protocol to access your account via API calls. No human will be able to access your data during the process of copying Dropbox to Google Shared Drives.



### Step 7: Verify the Cloud Addition Process

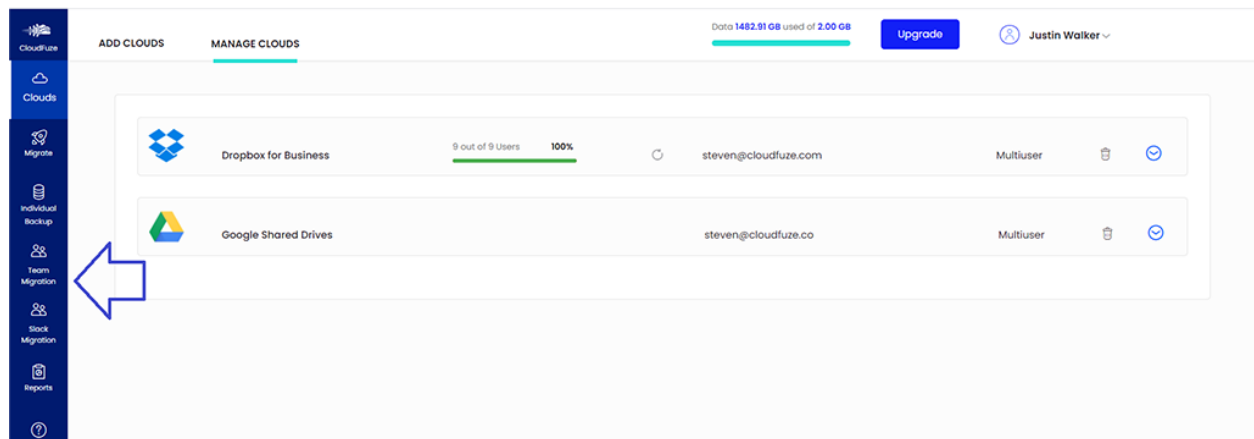
Quickly click on the Clouds icon in the left menu bar. Next, go to the Manage Clouds tab. You should be able to see both Dropbox and Shared Drives accounts there.

Ensure both clouds are added properly. CloudFuze's **Dropbox to Google Shared Drive migration tool** accesses data from both clouds at the API level for fast and secure transfer.



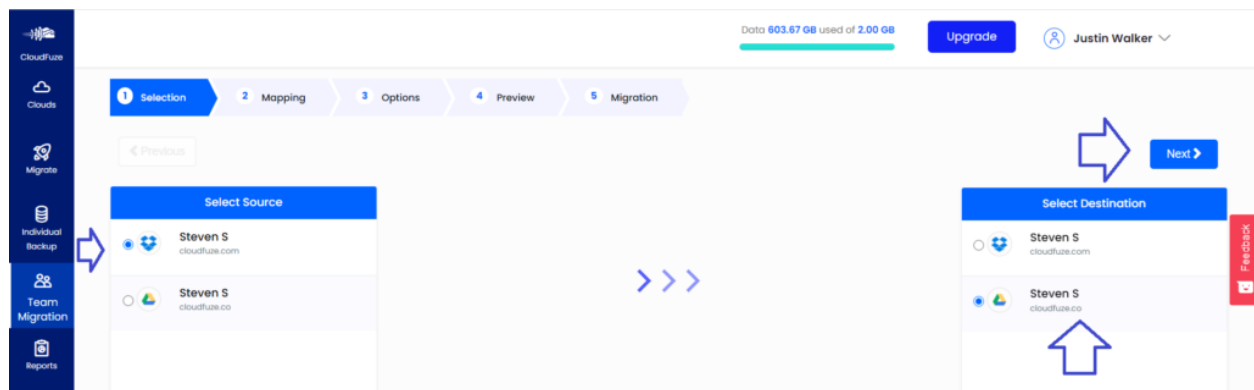
### Step 8: Click on the Team Migration Icon

Click on the Team Migration icon to copy files from Dropbox to Google Shared Drives. Note that you must configure a few settings before the migration begins.



### Step 9: Select Source and Destination Cloud Accounts

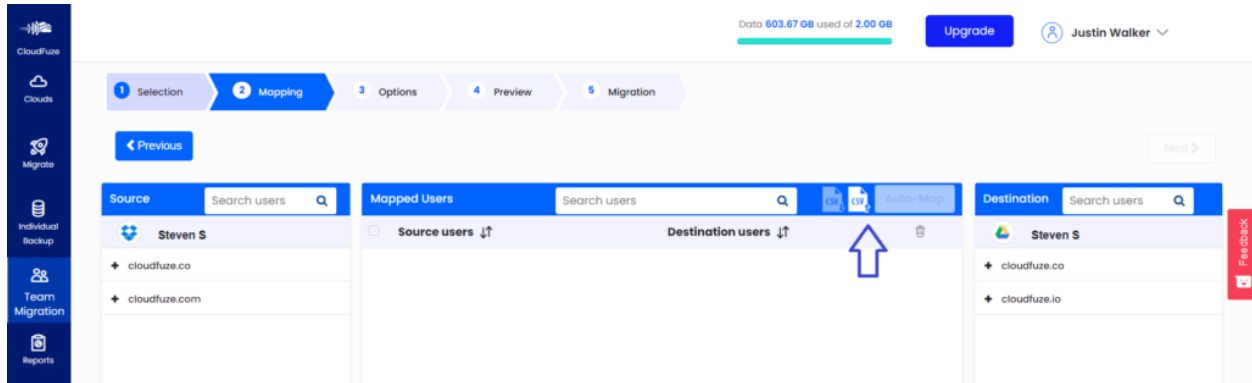
Select Dropbox as the source cloud and Google Shared Drives as the destination. You need to be cautious while choosing the source and destination clouds to ensure you transfer files from Dropbox to Google Shared Drives and not the other way around.



### Step 10: Upload User Mapping CSV File

You need to create a CSV file with a specific format to match users in the source and destination clouds. Much of this work is guided and carried out by our managed migration team.

CSV mapping is the best way to **migrate Dropbox to Google Shared Drive** with customized user mapping that aligns with business-specific migration goals.



### Step 11: Creating the CSV File

Create the CSV file with the below details:

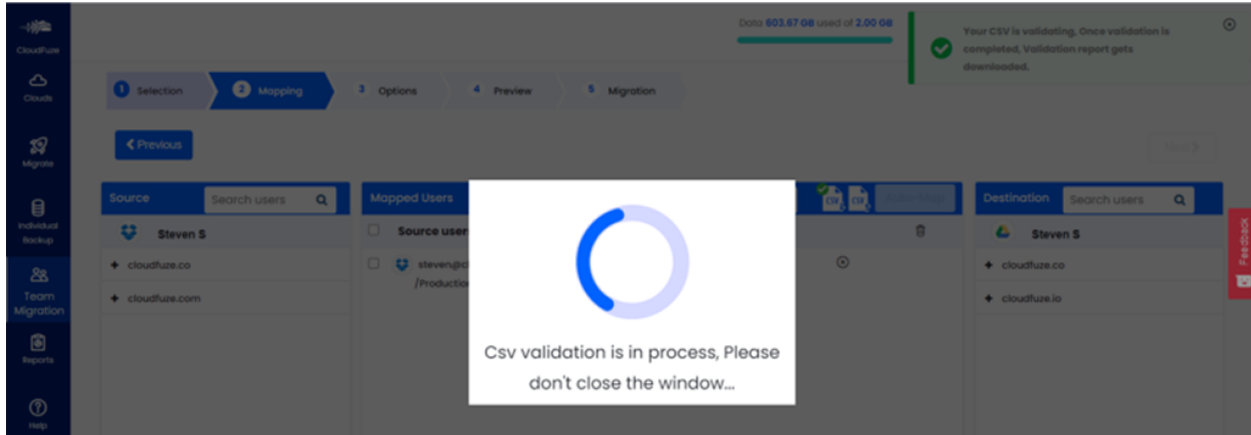
- **Enter the source user email**
- **Enter source path**
- **Enter destination user email**
- **Enter the destination path**

	A	B	C	D	E	F	G	H	I	J
1	Source Cloud	Source Path	Destination cloud	Destination Path						
2	steven@cloudfuze.com	/Production (1)	steven@cloudfuze.co	/CloudFuze.Test						
3										
4										
5										

### Step 12: Allow CloudFuze to Validate the CSV File

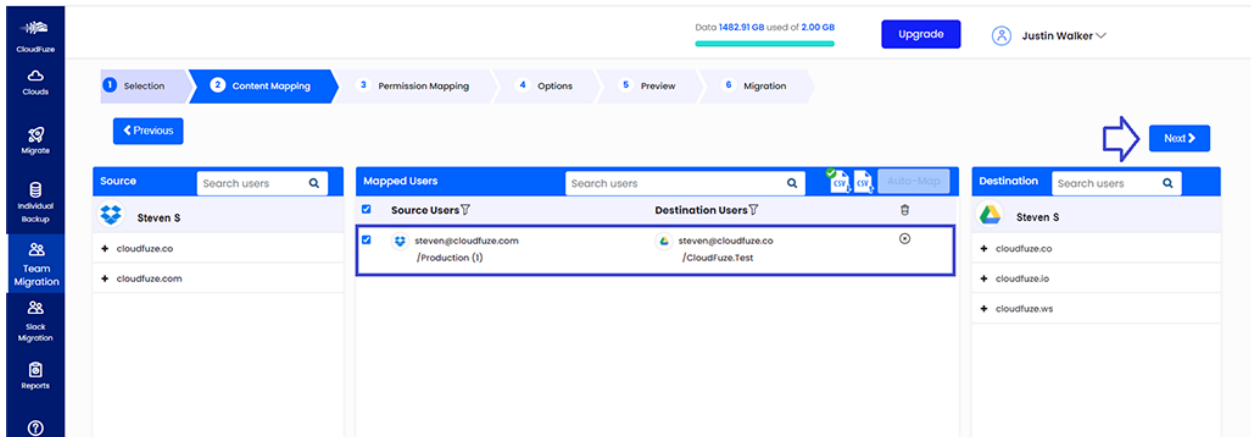
Once uploaded, CloudFuze takes a few moments to read and validate the CSV file. If there are any mistakes in the CSV format, our migration tool returns an error.

It is crucial to map user accounts properly in the CSV file to **switch to Google Shared Drive from Dropbox** with complete accuracy.



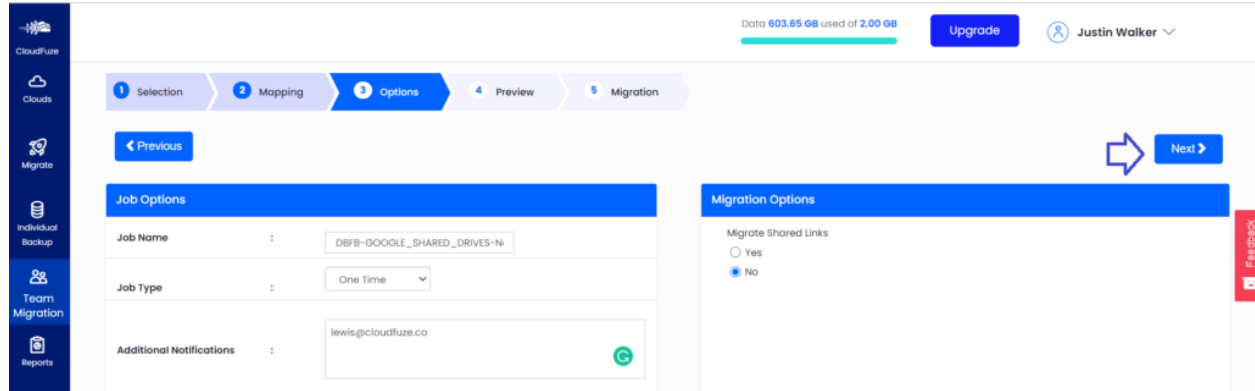
### Step 13: Download the CSV

Download the CSV and click on the Next button for further migration.



### Step 14: Configure the Migration

Choose a name for the Dropbox to Google Shared Drive file transfer project and select other preferences based on your migration needs. Once done, click on the Next button.



The screenshot shows the 'Options' step of the migration wizard. The progress bar indicates steps 1 (Selection), 2 (Mapping), 3 (Options), 4 (Preview), and 5 (Migration). The 'Job Options' section includes:

- Job Name: DBFB-GOOGLE\_SHARED\_DRIVES-N
- Job Type: One Time
- Additional Notifications: lewis@cloudfuze.co

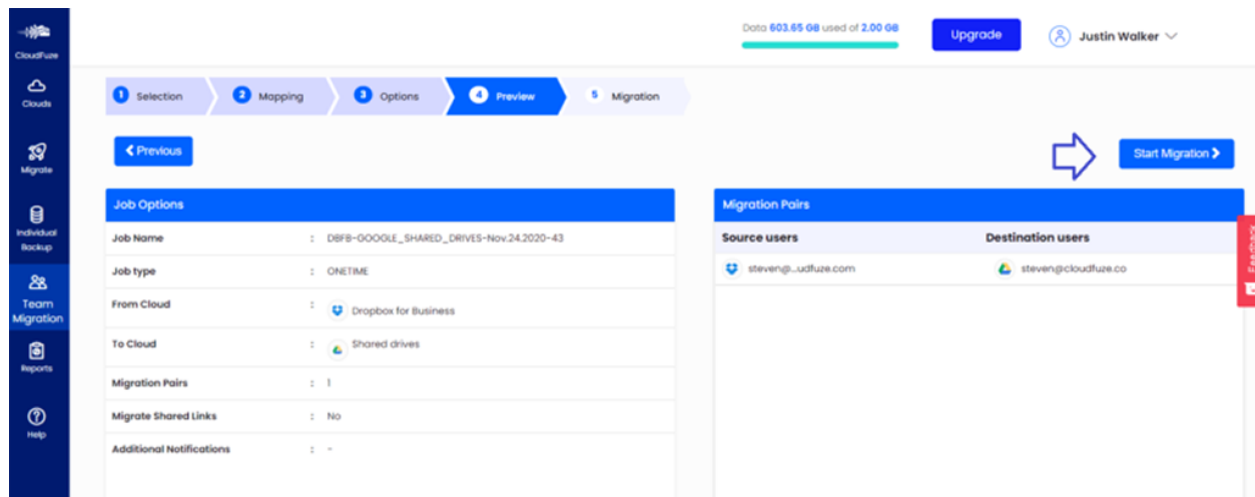
The 'Migration Options' section includes:

- Migrate Shared Links:  Yes,  No

Navigation buttons for 'Previous' and 'Next' are visible.

### Step 15: Preview and Confirm the Migration

Preview the options and click on the “Start Migration” button if everything looks good.



The screenshot shows the 'Preview' step of the migration wizard. The progress bar indicates steps 1 (Selection), 2 (Mapping), 3 (Options), 4 (Preview), and 5 (Migration). The 'Job Options' section includes:

- Job Name: DBFB-GOOGLE\_SHARED\_DRIVES-Nov.24.2020-43
- Job type: ONETIME
- From Cloud: Dropbox for Business
- To Cloud: Shared drives
- Migration Pairs: 1
- Migrate Shared Links: No
- Additional Notifications: -

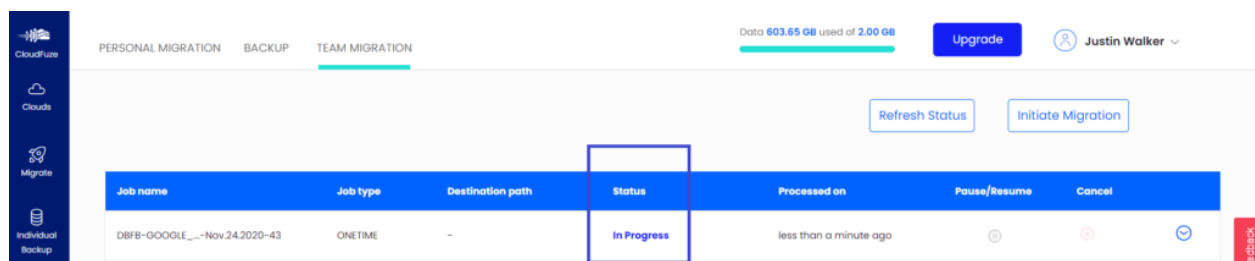
The 'Migration Pairs' section shows:

Source users	Destination users
steven@ludfuze.com	steven@cloudfuze.co

Navigation buttons for 'Previous' and 'Start Migration' are visible.

### Step 16: Migration Is In Progress

The ‘In-progress’ status indicates that the migration is in progress. Keep in mind that business users of CloudFuze’s Dropbox to Google Shared Drive migration tool have the privilege to receive detailed daily migration reports from the migration managers.

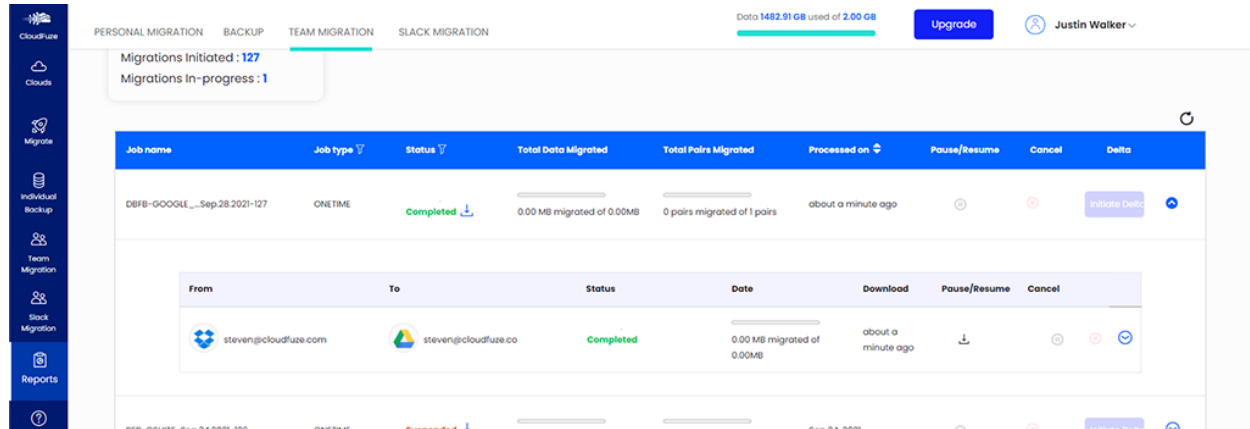


The screenshot shows the migration status page. The top navigation includes 'PERSONAL MIGRATION', 'BACKUP', and 'TEAM MIGRATION'. The 'Refresh Status' and 'Initiate Migration' buttons are visible. The migration status table is as follows:

Job name	Job type	Destination path	Status	Processed on	Pause/Resume	Cancel
DBFB-GOOGLE_...-Nov.24.2020-43	ONETIME	-	In Progress	less than a minute ago		

### Step 17: Dropbox Business to Google Shared Drives Migration Has Been Completed

Once migration is completed, the status will show as “Completed.” You can download the migration report and check the list of all files and folders transferred.



The screenshot shows the CloudFuze dashboard with a navigation sidebar on the left and a main content area. The main area displays migration statistics: 'Migrations Initiated: 127' and 'Migrations In-progress: 1'. Below this is a table of migration jobs. The table has columns for Job name, Job type, Status, Total Data Migrated, Total Pairs Migrated, Processed on, Pause/Resume, Cancel, and Delta. One job is shown with a status of 'Completed' and 0.00 MB migrated of 0.00MB. Below the main table is a detailed view of a migration from 'From: steven@cloudfuze.com' to 'To: steven@cloudfuze.co', also showing a 'Completed' status and 0.00 MB migrated of 0.00MB.

## 9. Dropbox to Google Shared Drives Migration FAQ

### 1. What is the maximum size of data CloudFuze can transfer?

You can transfer an unlimited size of data and an unlimited number of users using the CloudFuze data migration tool. It has helped many companies to transfer several TBs and PBs of data without any downtime.

### 2. How much does the tool cost to move Dropbox data to Google Shared Drive?

The pricing depends on the number of users and the size of the data you are planning to copy Dropbox to Google Shared Drives.

### 3. How secure is the CloudFuze platform?

At CloudFuze, we implement the best security measures to protect the users' data. Our technology and platform are trusted by many of the biggest enterprises in the world and government agencies in the USA.

### 4. Does CloudFuze support Dropbox to Google Drive migration?

Yes, in addition to Dropbox to Google Shared Drives, CloudFuze also supports Dropbox to Google Drive migration.

### 5. How do I get started?

[Contact our migration experts](#), get a customized quote based on your migration needs, and start your Dropbox to Google Shared Drive migration journey today.

### Start Migrating Today

Leverage our one-stop solution to securely migrate to Microsoft 365, Google Workspace, and between other leading clouds. Our solutions are ready to tackle migrations of all sizes and complexities!

[GET STARTED](#)