



A Total Solution for Fixed Asset Management

Build a better future with  **Activo**



TOC

Overview

Deliverables

Our customer

Vision

Problem to solved

Solution overview



Overview

Over 10 years on the market. ACTIVO has been implemented by more than 30 large companies in Indonesia and has helped many companies to manage their assets more efficiently. We continue to help various business segments. Support fixed asset lifecycle management and strategic decision making.





Deliverables

Activo is created for doing full-service solutions specialize in providing a complete end-to-end Fixed Asset Management service to Large, Midsize, and also Small companies.

Market sustainability

10+ Years

more than 1 decade, Activo helps many industries in Indonesia

Company we serve

40+

serving more than 40 big companies in Indonesia, and still growing every year

Industrial variety

10+

help various industries to manage fixed assets & exceed their needs



Our customer



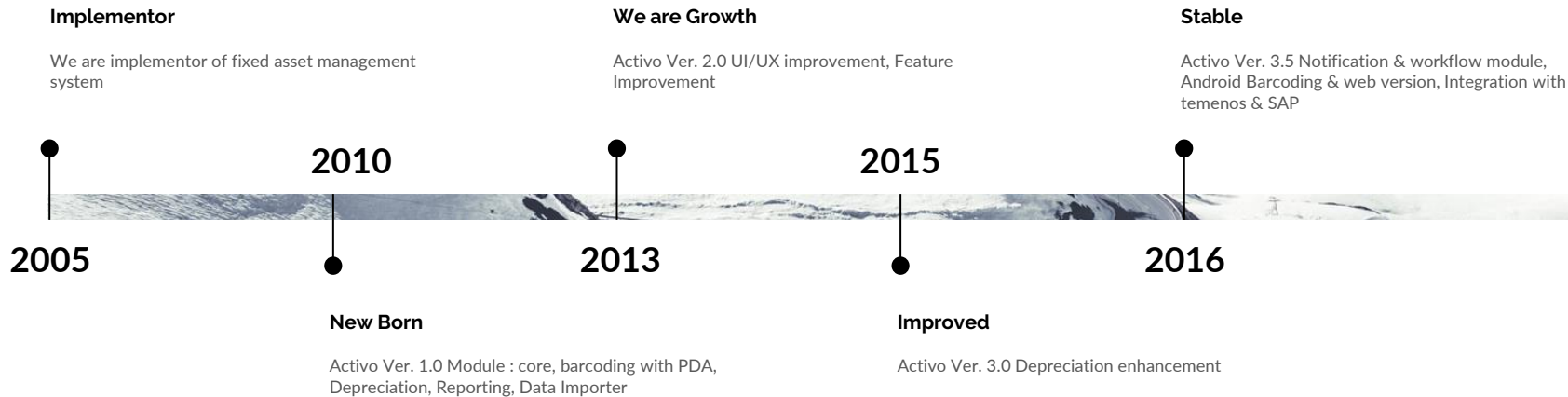
A horizontal bar with a teal segment on the left and an orange segment on the right, positioned above the section header.

Our Story

After a long journey of 10 years in the Indonesian market. ACTIVO develops a wider product line to reach a wider market segmentation. ACTIVO still has the same commitment to help more businesses, from large industrial sectors to small business units.



Vision





Vision





Problems to solve

1

Manual Processes. Human error from repetitive tasks, slow service to end user.

3

Cost & Risk. Inaccurate asset data. Unproven compliance with regulations.

2

Disconnected tools. Tool gaps are filled by manual processes from register to disposal.

4

Improve task for tracking, keep assets up to date in the lifecycle.



Product objective

Benefit of ACTIVO on single platform.
Support fixed asset lifecycle
management and strategic decision
making.



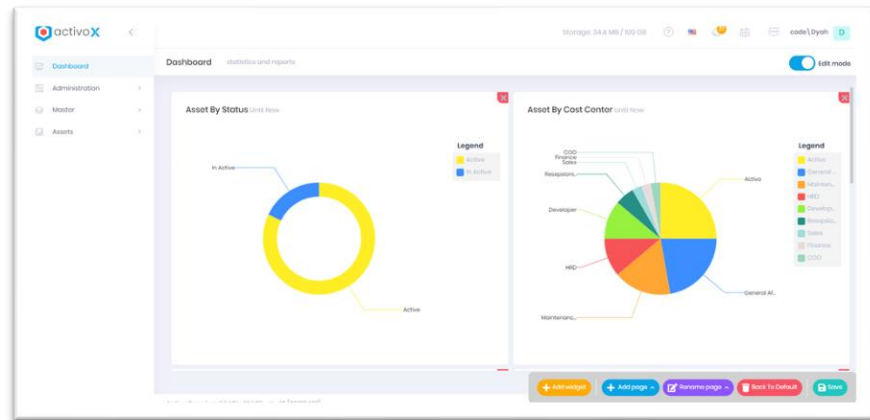
Dashboard

01

ACTIVO X is supported by an interactive dashboard report. Users can personalize the dashboard according to their needs.

Client Implications:

The flexibility of the dashboard display makes it easier for users to read reports in the system. Reports become simpler & more attractive.





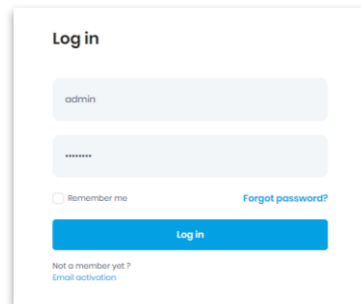
Secure

02

ACTIVO X already supports systems with a comprehensive level of system security by accommodating Captcha & Two-factor Authentication security.

Client Implications:

By implementing Two Factor Login Authentication, users who will log in will be asked to enter a Security code in the form of an OTP code that is sent to the email of a user who has registered with Activo X.



Log in

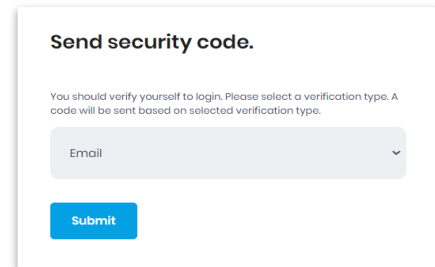
admin

.....

Remember me [Forgot password?](#)

Log in

[Not a member yet?](#)
Email activation

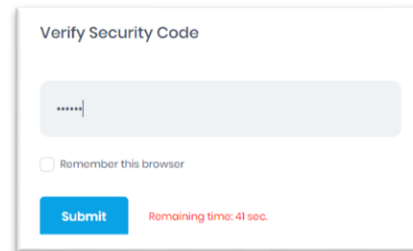


Send security code.

You should verify yourself to login. Please select a verification type. A code will be sent based on selected verification type.

Email

Submit



Verify Security Code

.....|

Remember this browser

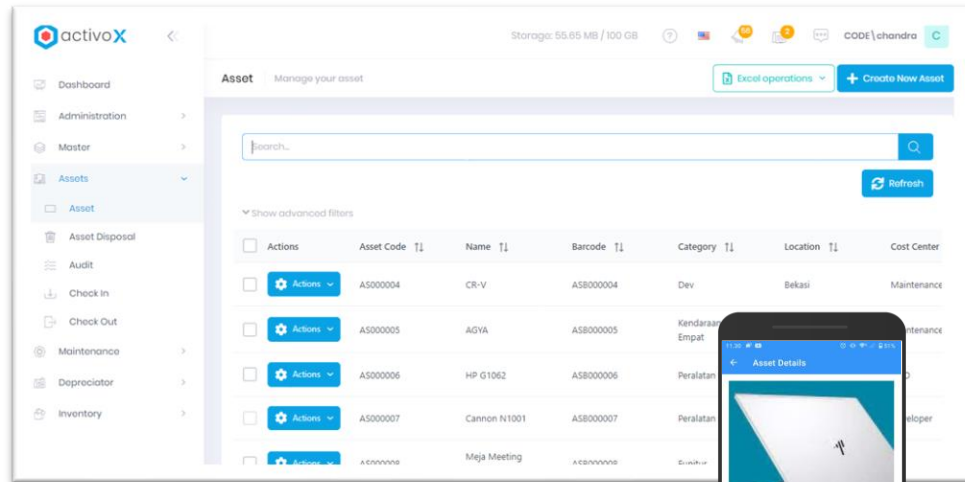
Submit Remaining time: 41 sec.

Register 03

Simplify the process of registering assets to the system, an easy process with good user experience and support for uploading data via excel

Client Implications:

Asset registration is easier to do with the support of an attractive user experience and supported by the ability to upload data



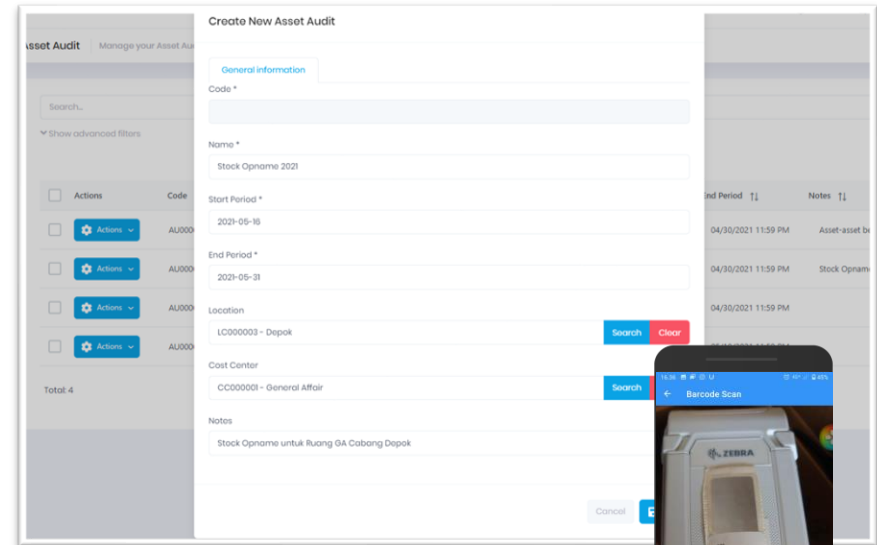
Audit

04

Asset Audit on Activo X can be made on a scheduled basis with a start and end period. So that the audit process can be controlled properly.

Client Implications:

the audit process can be more easily carried out and scheduled, as well as easier to monitor. Prove accuracy with scheduled audits

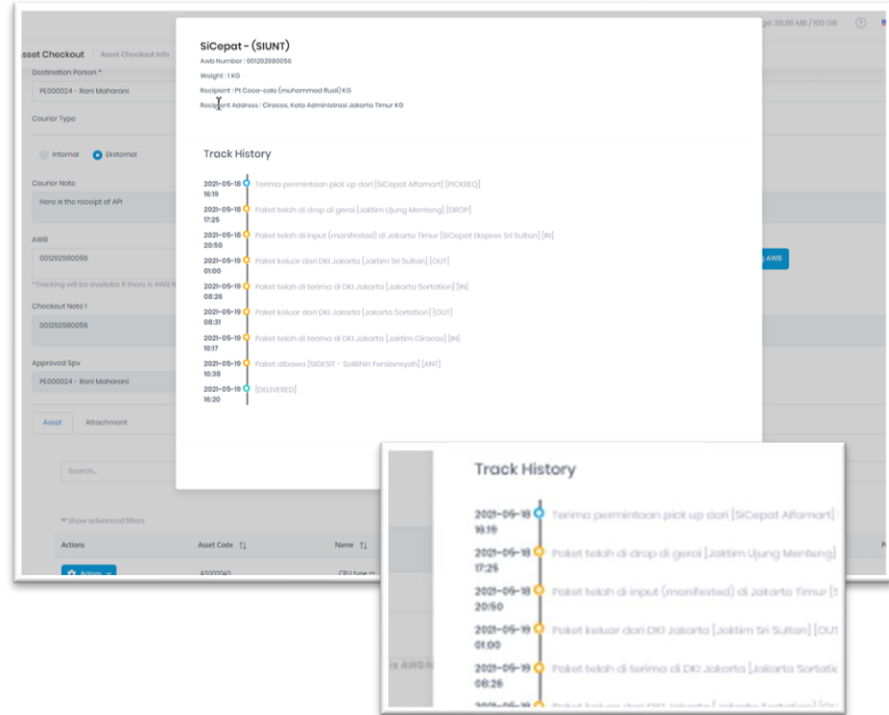


Check in/out 05

Asset check-in and check-out are features that are used to transfer assets along with the choice of the courier who will make the delivery.

Client Implications:

the process of moving assets from one location to another is more well monitored and has been supported by the ability to track delivery history



Depreciation

06

The process of calculating the depreciation value of each asset is done manually in Excel by adding a depreciation calculation formula according to the depreciation method used.

Client Implications:

the process of calculating the depreciation value of an asset can be done easily through the depreciation feature in activo x

Depreciation Book | Manage your Depreciation Book

Calculate Save

Edit Depreciation Book: DB000002

Excel operations

General Information Periods Depreciation Assets in This Book Calculation History

End of Year Roll-Over

Start Period
01/31/2022

End Period
12/31/2022

Specific Rate Detail

| Actions | End Date | Closing Status |
|---------|------------|----------------|
| Actions | 01/31/2022 | Closed |

General Information

Method

- Straight Line
- Straight Line**
- Double Declining
- Double Decline Proportional

Rate

0

Enabled

Maintenance

07

ACTIVO X facilitates the making of preventive and corrective asset maintenance plans (requests) that will be shown to technicians

Client Implications:

Asset maintenance is more scheduled and monitored, so it can reduce the risk of asset damage before its economic life expires

The screenshot shows the 'ManageAssetOrder' interface. At the top, there are buttons for 'Export to excel' and 'Create New Maintenance Order'. Below is a search bar and a 'Show advanced filters' dropdown. There are also buttons for 'ViewAsCalendarView' and 'Refresh'. The main table displays a list of maintenance orders with columns for Actions, Code, Priority, Title, Request By, Assignees, Status, and Start/End dates.

| <input type="checkbox"/> | Actions | Code ↑↓ | Priority ↑↓ | Title ↑↓ | Request By ↑↓ | Assignees ↑↓ | Status ↑↓ | Star ↑↓ |
|--------------------------|-------------------------|----------|-------------|---------------------------------------|------------------|--------------|-----------|--------------|
| <input type="checkbox"/> | Actions | WO000003 | Low | audio mati | Karima Rizqiyana | 1 Assignees | OPEN | 31-J 17-C |
| <input type="checkbox"/> | Actions | WO000010 | High | Perbaikan Laptop | Dyah Maharani | 4 Assignees | OPEN | 22-J 00-C |
| <input type="checkbox"/> | Actions | WO000012 | High | Maintenance Order | Dyah Maharani | 1 Assignees | OPEN | 22-J 36-C |
| <input type="checkbox"/> | Actions | WO000013 | High | Create maintenance dari halaman order | Rani Maharani | 1 Assignees | OPEN | 26-J 20-C |

Reporting

08

Activo x supports the process of generating various reports with simple and easy steps. such as asset reports, asset disposal reports, etc

Client Implications:

Report preparation process becomes faster and easier for users

The screenshot displays the Activo X reporting interface. At the top, there are buttons for "Excel operations" and "Create New Asset". A dropdown menu is open, showing options: "Export to excel", "Import from excel", and a link "click here to download sample import file.". Below the menu, a table of assets is visible with columns for Barcode, Category, and Cost Center. The table contains 16 rows of asset data.

| Name | Asset Code | Barcode | Category Code | Category | Product Code |
|----------------------|------------|-----------|---------------|----------------------|--------------|
| CR-V | A5000004 | A58000004 | CT000023 | Dev | PR000009 |
| AGYA | A5000005 | A58000005 | CT000009 | Kendaraan Roda Empat | |
| HP G1602 | A5000006 | A58000006 | CT000010 | Peralatan Kantor | |
| Canon N1001 | A5000007 | A58000007 | CT000010 | Peralatan Kantor | |
| Meja Meeting Sumatra | A5000008 | A58000008 | CT000003 | Furniture | |
| Meja resepsionis | A5000009 | A58000009 | CT000003 | Furniture | |
| Meja CDO | A5000010 | A58000010 | CT000003 | Furniture | |
| Hello there | A5000012 | A58000012 | CT000001 | Tanah | |
| laptop | A5000014 | A58000014 | CT000001 | Tanah | |
| laptop lenovo | A5000015 | A58000015 | CT000002 | Bangunan | |
| Mouse LGTech | A5000016 | A58000016 | CT000001 | Tanah | |
| Laptop Thinkgas | A5000017 | A58000017 | CT000002 | Bangunan | |
| DFI Laptop Think Pad | A5000018 | A58000018 | CT000002 | Bangunan | |
| Invo | A5000019 | A58000019 | CT000002 | Bangunan | |
| Samsung S21 | A5000020 | A58000020 | CT000002 | Bangunan | |



Audit Trail

09

History audit trail helps users to track the process of changing data in the system, both asset history, or transaction activities carried out by the user

Client Implications:

Users can easily track changes in data in the system, changes in value, when data updates are carried out, and who makes changes to data in the system

Change logs : AS000004 - CR-V



| Select | Action | Username | Time |
|--------|---------|----------|---------------------|
| | Updated | admin | 11/25/2021 8:06 PM |
| | Updated | Lamtiur | 11/22/2021 10:23 AM |
| | Updated | Samuel | 11/19/2021 11:55 AM |
| | Updated | Karima | 11/18/2021 1:22 PM |
| | Updated | Jessica | 11/17/2021 10:39 PM |
| | Updated | Samuel | 11/17/2021 1:54 PM |
| | Updated | Samuel | 11/17/2021 1:26 PM |
| | Updated | Samuel | 11/17/2021 1:26 PM |
| | Updated | Samuel | 11/17/2021 10:54 AM |