

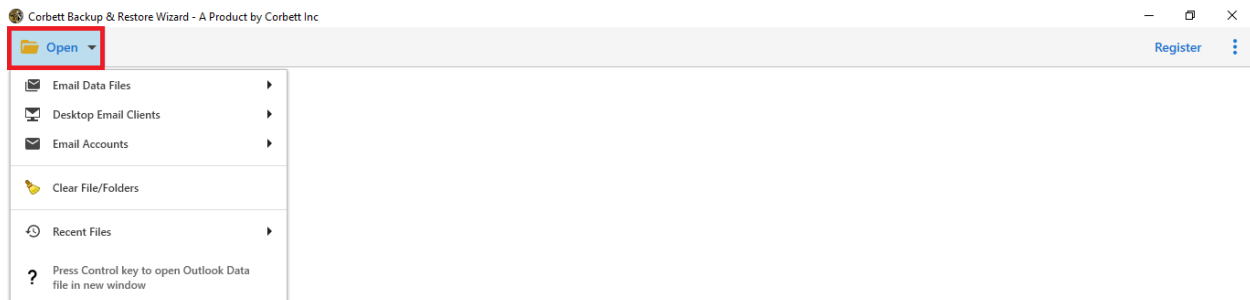
## Corbett for Outlook PST File Viewer

Free and smart tool to open and view multiple PST files

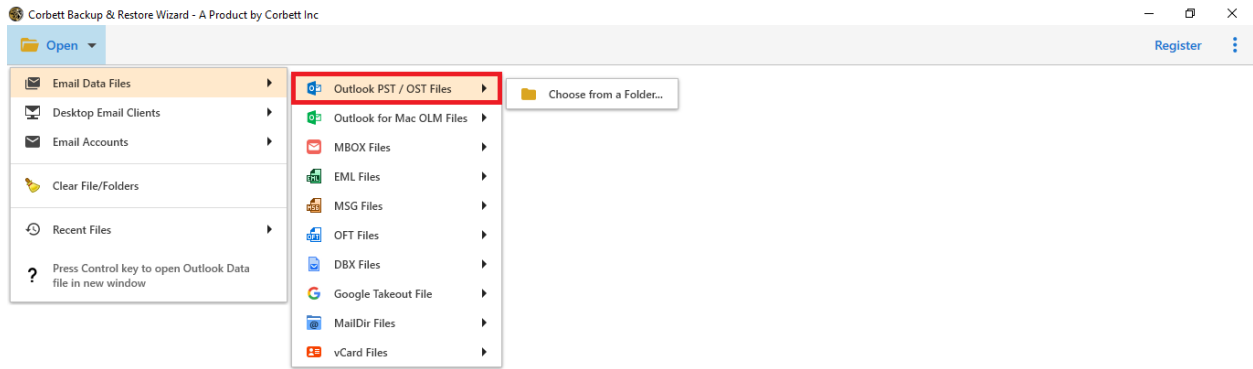
Download Corbett for Outlook PST File Viewer for free to open your Outlook data file without Outlook. This professional software is a great way to explore bulk PST files. It is a Windows-based utility that you can install in all the versions of the Windows OS. In addition, there is Pro PST Reader which offers export facilities.

Visit the Official Page: [Corbett for Outlook PST File Viewer](#)

**Step 1: Download** and launch the software on your computer. Then, click on the **Open** button.

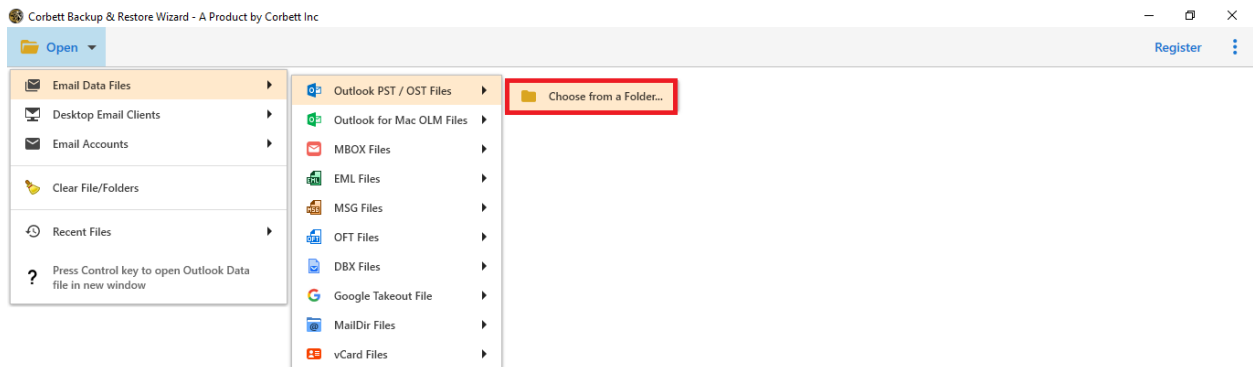


**Step 2:** Select the **Email Data Files** option, then the **Outlook PST/OST Files** option.



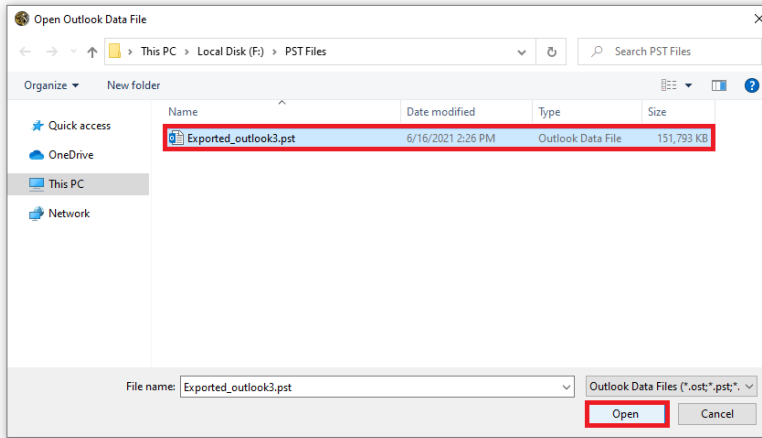

v3.0

**Step 3:** Click on the **Choose from a Folder**, then go to the location where your PST file is stored.

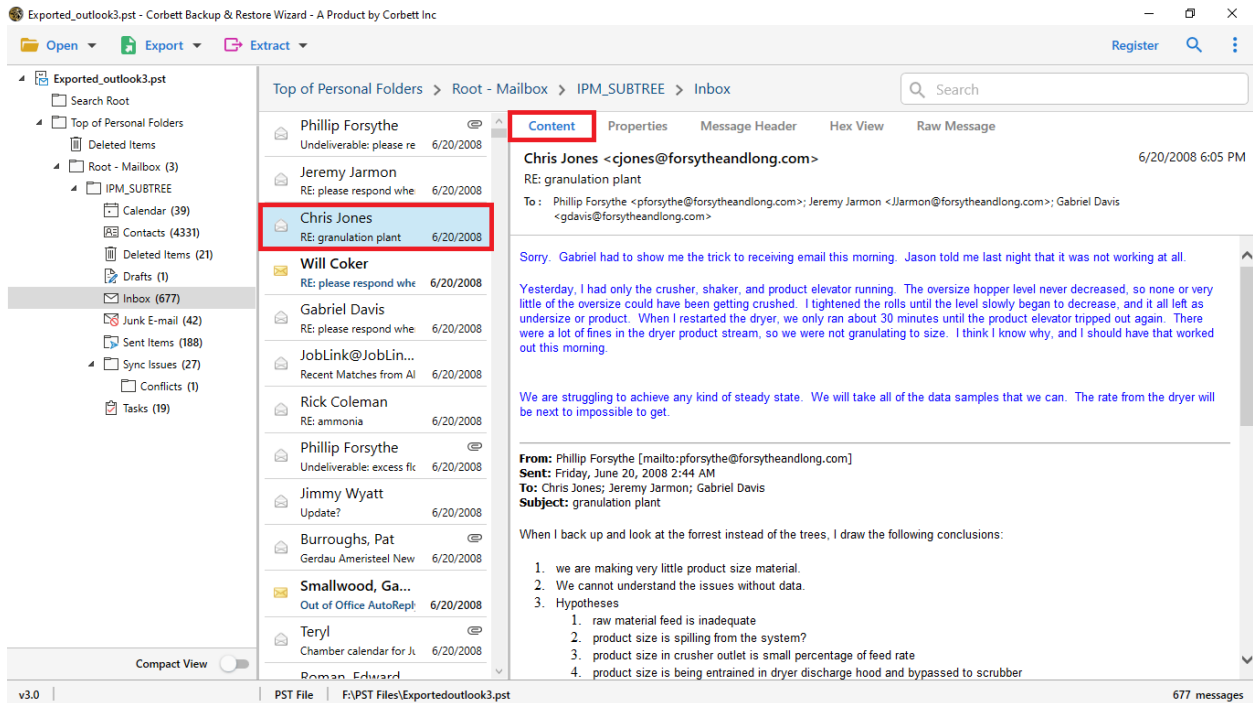


v3.0

**Step 4: Open** the folders in the software. The software displays your files on the left panel of the tool.



**Step 5: Click** on the file one by one and read the content. Also use different preview modes to explore the data in different formats, such as **Hex View, Message Header, Content, and Raw Message**.



By following these steps you can easily import and view the PST file without needing Outlook. You can also read the files directly from Outlook by syncing your account in the software.

## Conclusion

When you want to view a PST file, but do not have Outlook. This PST Viewer easily opens and reads the content of the file very easily. This tool is capable of importing bulk and orphaned PST files in the software without affecting the actual data of the file.