

Crayon O365 Dashboard

“Through 2022, in any given month, over 30% of the growing expenditure on software and cloud services will be unused.*”

30%

Do you know the profile of your O365 usage vs what you are paying for?

We see an 18-57% cost saving opportunity when engaging with clients.

Can you quickly and accurately allocate departmental costs for your O365 estate?

Crayon's O365 Dashboard provides this based on user, location and department.

Are you offboarding leavers licensing effectively?

Crayon licence reviews indicate 10% of licenses are allocated to users who have left organisations.

*Gartner, Magic Quadrant for Software Asset Management Managed Services, Stephen White, Rob Schafer, 4 August 2020

Address the unknown

Invest just 30 minutes talking to us and unlock real cost savings and opportunities

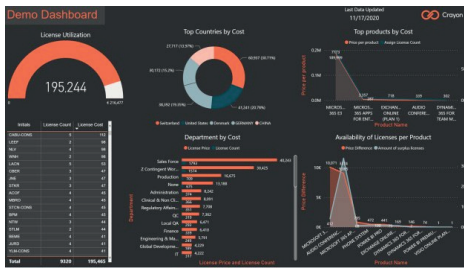
Are you leveraging the power of Microsoft 365 to its full potential?

Crayon's O365 dashboard enables you to capture clear and concise insights on your data, not just industry or analyst averages. Set up in just 24 hours, it enables us to work alongside you to leverage the most value from your licences.

When coupled with Crayon's extensive experience and proven capability in software asset management it enables organisations to truly optimise their O365 license estate delivering optimum ROI on your technology investment.



Leverage your data quickly to deliver tangible value and savings.

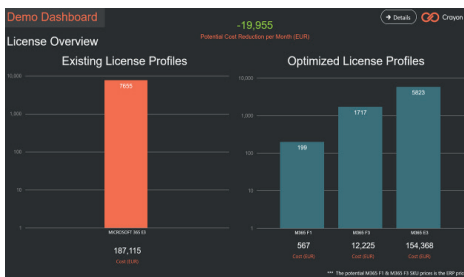


License Dashboard

Get a precise overview of available and consumed licenses within your organisation.

Dramatically reduce the overhead of collecting and presenting data, making insights available to enable decisions on license levels.

Continually review license requirements and prepare for upcoming agreement anniversaries.



Are you assigning more expensive licenses than actually needed?

Get detailed information on user's usage patterns in Office 365 and uncover potential savings by avoiding broad persona classifications and blanket licensing.

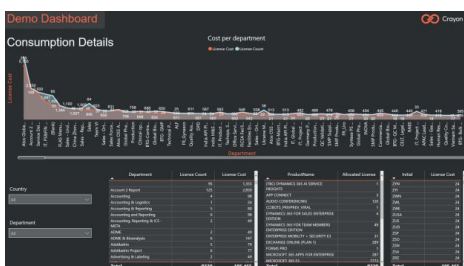
The Crayon dashboard utilises our insights and your data to determine the reality of usage vs entitlement and make decisions based on those insights.



Identify Opportunities to Leverage your Investment

Through Crayon's pillars of 'Plan and Migrate' and 'Assess and Optimize' we can work with you to deploy and enable technologies. Whether you are looking to deliver productivity gains, improve client and employee satisfaction or create new revenue opportunities.

We can also ensure you are utilising the available vendor funds and programs to suit your business.



Cost Allocation

Gain insights into how countries, organizational units and departments are using Office 365 and easily break down and allocate the cost.

The Crayon Office 365 dashboard provides insights to enable accurate reporting and business insight.

To arrange your 15 minute data capture run through, get in touch with the Crayon team, who will provide you a data insight report within 5 days.