





Azure Cloud Migration

<p>Assessment</p> 	<p>We gather requirements from the project lead and get an idea of what kind of migration the client is looking for. After this initial phase, we ask to look at the environment to see all the different pieces that are going to be involved during the migration.</p>
<p>Planning</p> 	<p>After the assessment phase, we make a dedicated plan so the client can know what to expect and what it is going to cost (both from us and from Azure). During the planning phase, we will recommend the best sort of migration, whether that be a lift and shift or something else.</p>
<p>Implementation</p> 	<p>Here we will start to provision all the necessary resources and components that are needed to migrate the necessary requirements into the cloud. Once all the infrastructure has been built, we will start to import all of the client's data into Azure and verify it is working as it should.</p>
<p>Documentation</p> 	<p>During the implementation phase, our team will create detailed documentation to help train the client's users so they can fully utilize Azure. Alongside the documentation, the team will help the client train their users on how Azure works and how to use it. This is usually done through Teams meetings.</p>

After the client is fully migrated into Azure, given how-to documents, and the users know how to use the new system, the job is considered done. Cyber Husky does offer to manage the new infrastructure for the client if that is what they are looking for.