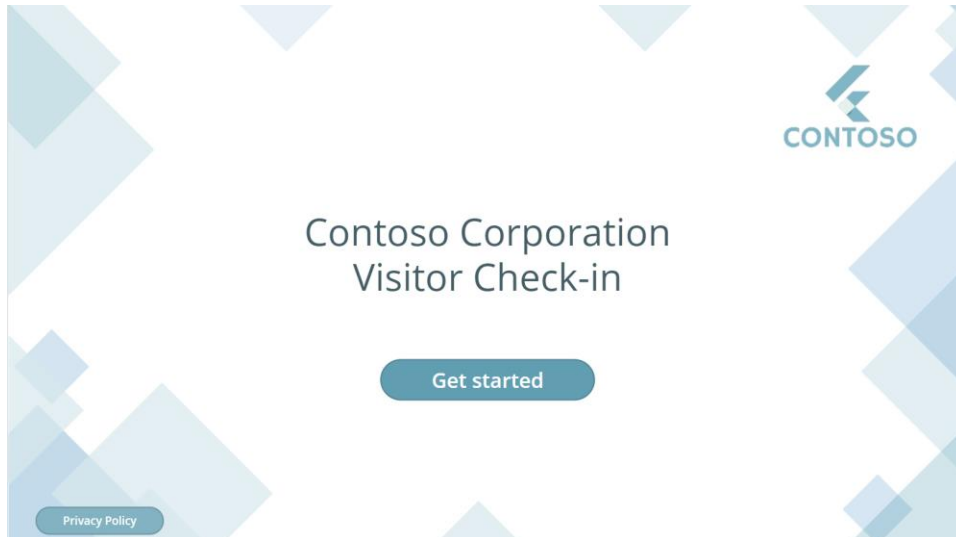


Visitor Check-in App - User Scenario Test

1. From the welcome screen, select the "Get Started" button



2. From the Details Screen, enter the following details:

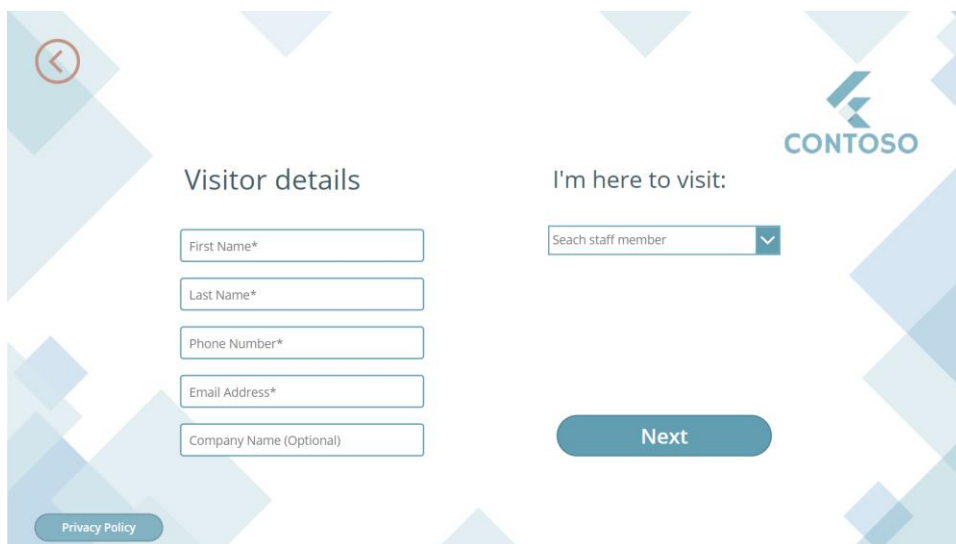
First Name : John

Last Name: Smith

Phone Number: 0800000000

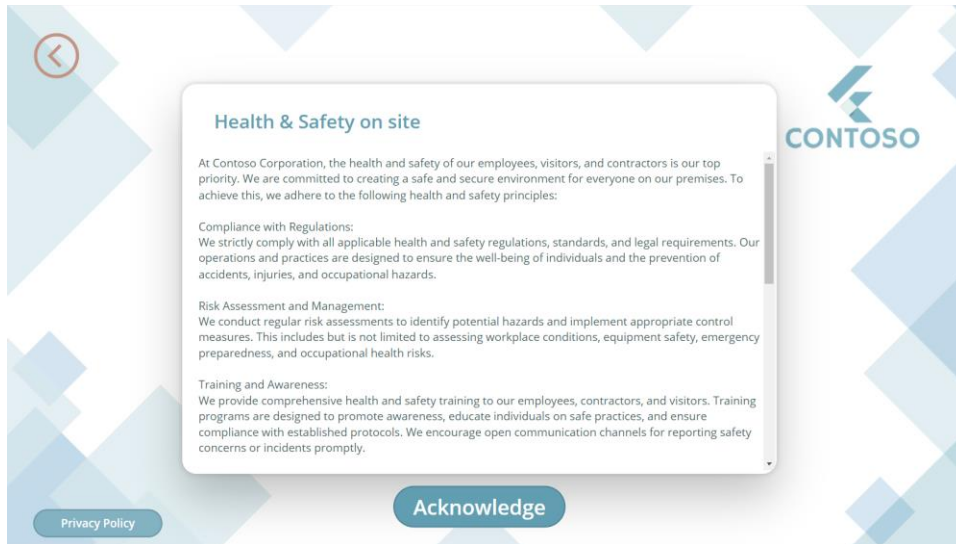
Email Address: john.smith@email.com

Select any staff member from the drop-down list

The image shows the details screen of the Contoso Corporation Visitor Check-in app. The background is white with light blue geometric shapes. In the top left corner is a red circular back button. In the top right corner is the Contoso logo. The title "Visitor details" is on the left, and "I'm here to visit:" is on the right. Below the title are five input fields: "First Name*", "Last Name*", "Phone Number*", "Email Address*", and "Company Name (Optional)". Below the "I'm here to visit:" text is a dropdown menu with the text "Search staff member" and a downward arrow. At the bottom right is a large, rounded blue button with the text "Next" in white. In the bottom left corner, there is a small blue button with the text "Privacy Policy".

3. Click the “Next” button.

4. Click the “Acknowledge” button.



5. Click the “Finish” button to return to the welcome screen.

