



**datafortune**

Key to unlock fortune in data



## Enterprise Data Management

---

Bad data is as good as no data. We convert data into a reliable piece of information and then into business insights that help reduce administration, storage, development and server costs.

## Advanced Analytics

---

We trust in numbers and data. Numbers have an important story to tell and we at Datafortune, give voice to your data by delivering information management, BI and analytic solutions.

## Internet Of Things

---

We make AI more real than ever. Our panel of experts from various industries continuously innovate in our three COE's worldwide to make artificial intelligence more real than ever with Microsoft technologies.

## Business Productivity Solutions

---

Collaboration simplified. We offer Dynamics 365 (AX and CRM), SharePoint and Project & Portfolio Management for better business insights and information that is readily available across PC, phone and browser.

## Infrastructure Solutions on Azure

---

"If it requires development, it's not IaaS". As Microsoft partners, we leverage Windows Azure IaaS for full control and management of virtual machines along with an extensive virtual networking.

## Support Services

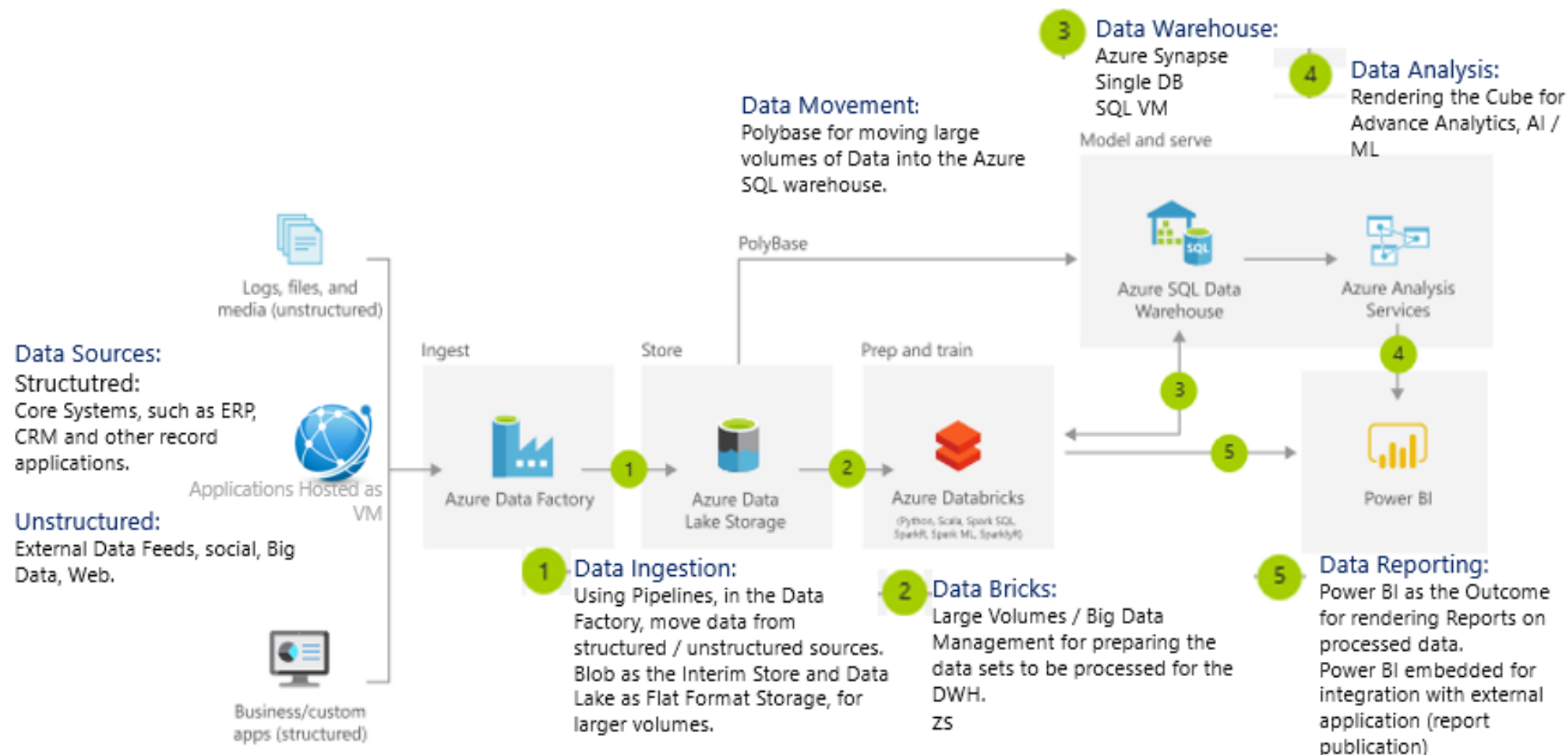
---

Flexible support models in all time zones. We provide direct access to technical experts and a dedicated support team available 24X7 to help you realize your business goals.

# DATAFORTUNE SERVICES AND SOLUTIONS

**datafortune**  
Key to unlock fortune in data

# Reference Architecture

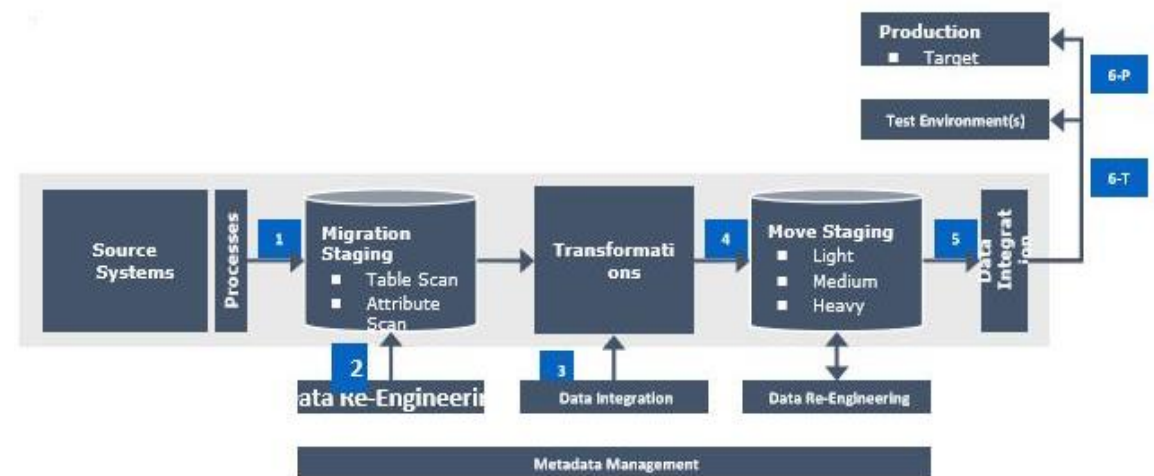


Datafortune architecture has Multiple data source collaboration at in scale easily using Azure data factory as ETL tool, data storage creating polybase. Creating data model in azure synapse.

Using this solution w-insight to maintain single storage as data warehouse for storing structure and unstructured data

### Use Case:

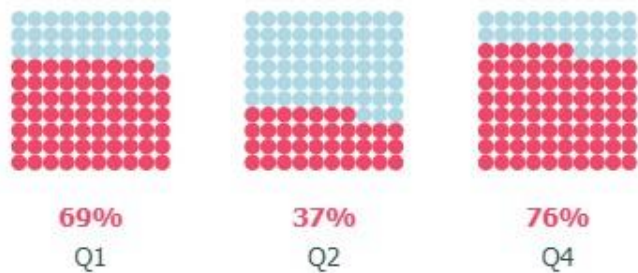
- Setting up BI data platform
- Building visualization layer
- Understand Business KPI's and built meaningful dashboards
- Enterprise data management
- Advanced Data Analytics
- Personalized view for management reporting



# Target vs. Actual Sales

Year: 
 Region: 
 Store Name: 
 Sales Person: 
 To Currency:

## Sales Attainment of Target



## Performance Summary



## Actual Sales by Store



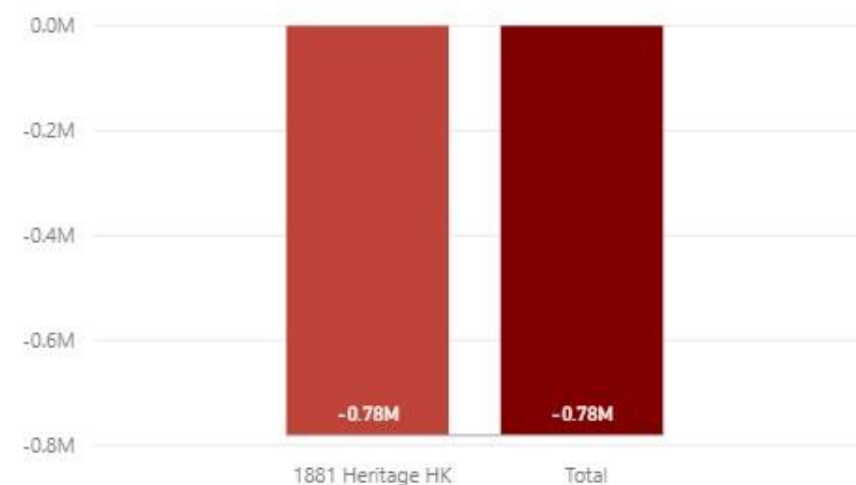
## Target Vs. Actual by Sales Person

● Actual Sales 
 ● Target Sales 
 ● % Achievement



## Variance by Store

● Increase 
 ● Decrease 
 ● Total



# Analysis By Collection

Report Date: 02/08/2017

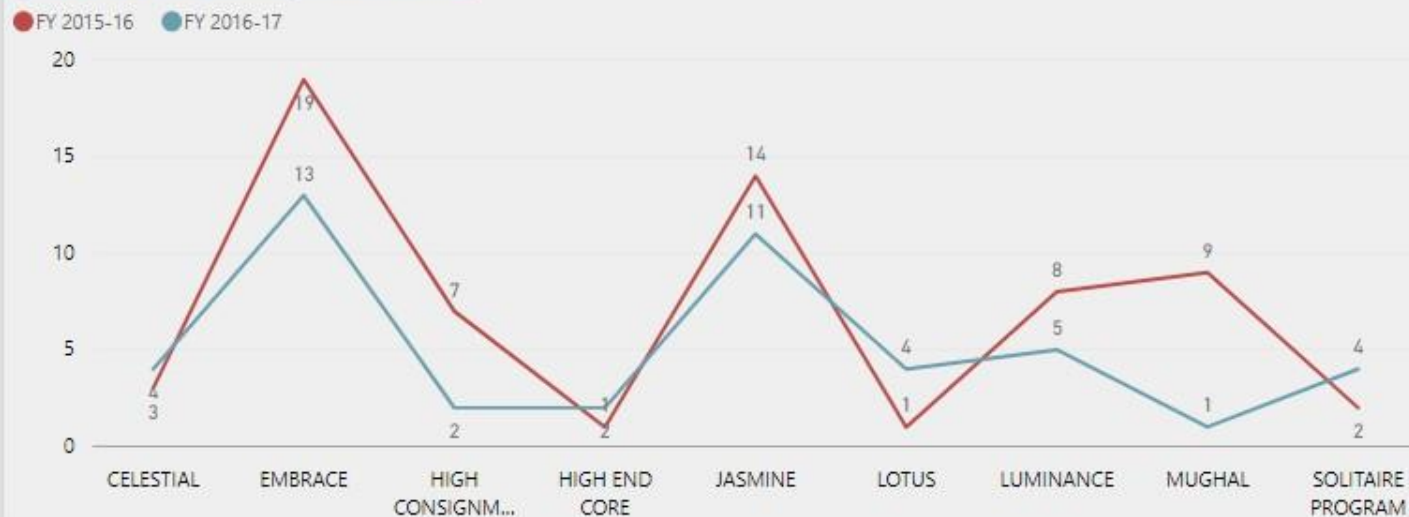
## YOY Sales by Product



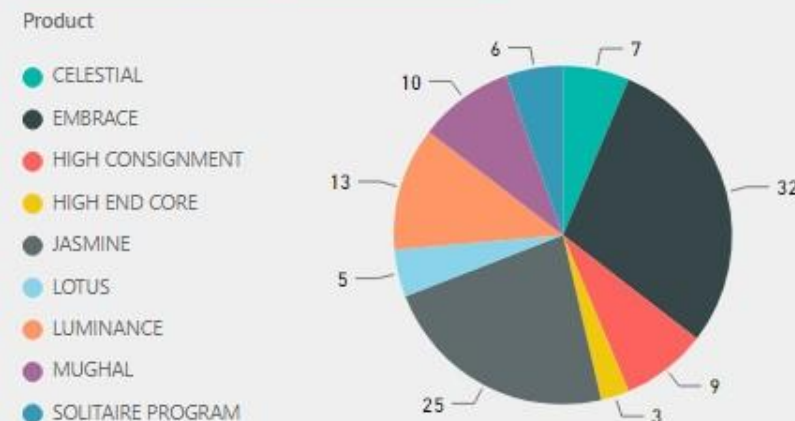
## Sales by Product



## YOY # Jewel Sold by Product



## Total # Jewel Sold by Product



# Monthly Sales Report

Report Date: 02/08/2017

"Earring - CELESTIAL EARRINGS" \$96,792

"Earring - JASMINE EARSTUDS" \$11,772

"Earring - Lotus Earrings" \$18,983

"Ea

Select Customer Type

Others    Own client    Walk-in

\$524K    16    16  
 Total Sale    Total # Customers    Total # Product

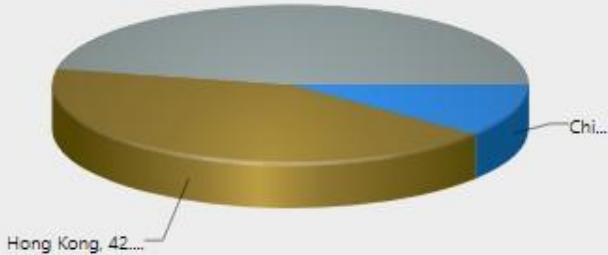
Product Breakdown - Sales



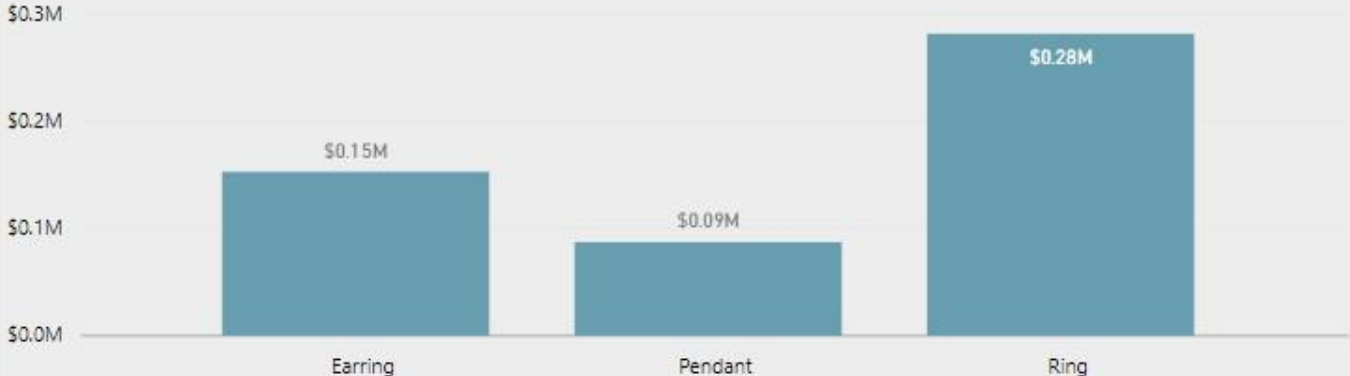
Total Sales by Product Name



Sales by Country



Total Sales by Product Name (Drillable to Product Name)



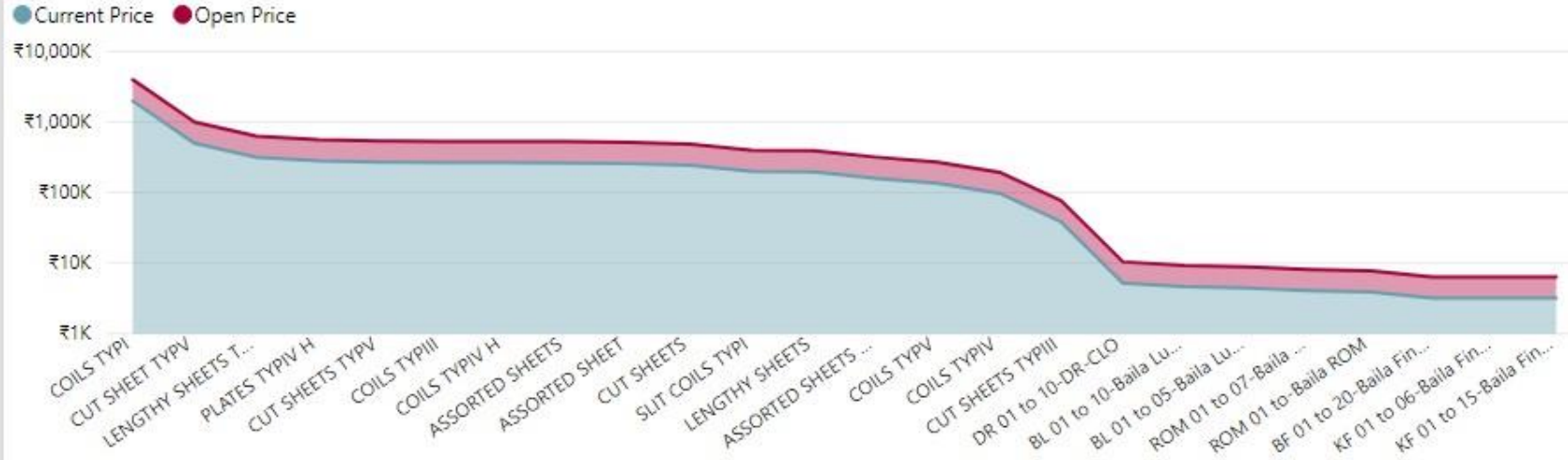
Day Wise Sales



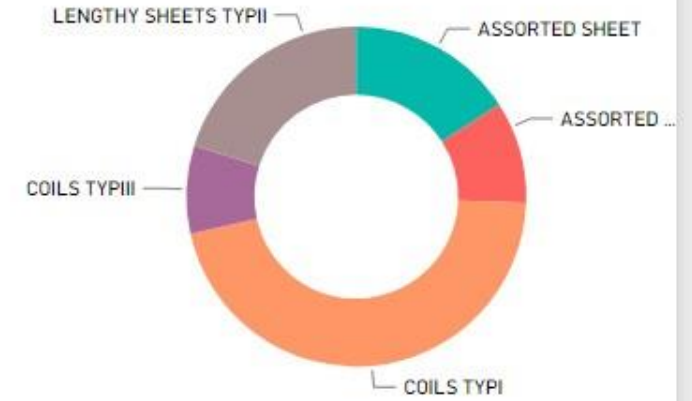
# Product Bid Price Analysis

Report Date: 19/05/2017

### Open Price vs Current Price (by Product Type)



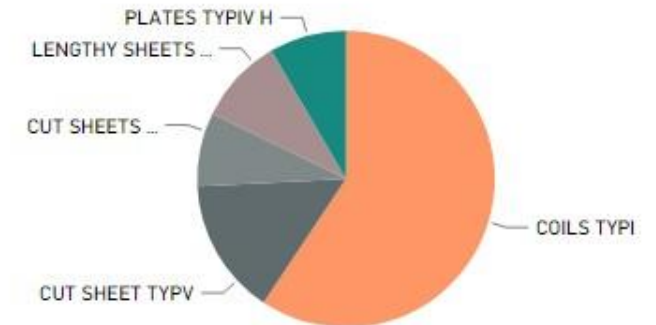
### Top 5 Products (by Final Bid Price)



### Open Price vs Final Bid Price (by Product Type)



### Top 5 Products (by Open Price)





# Inventory Stock Summary

Report Date: 02/08/2017

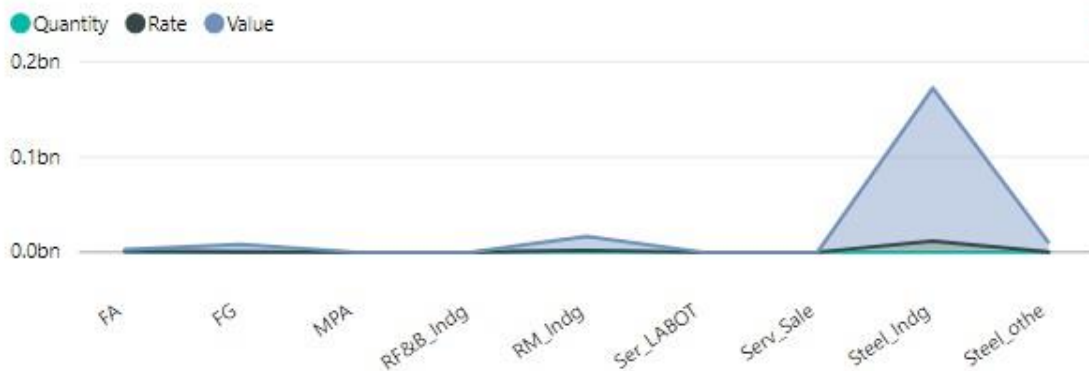
**126.93K**  
Total Quantity

**₹195.44M**  
Total Value

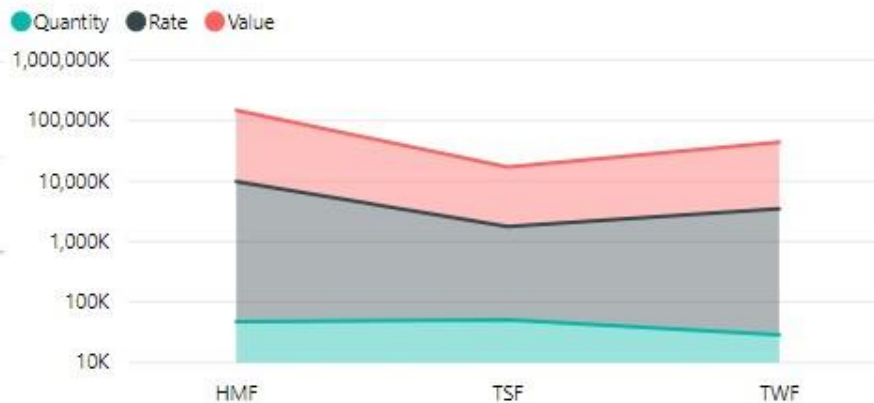
Select To Filter

- Opening Balance
- Purchase Balance
- Consumption Balance
- Closing Balance

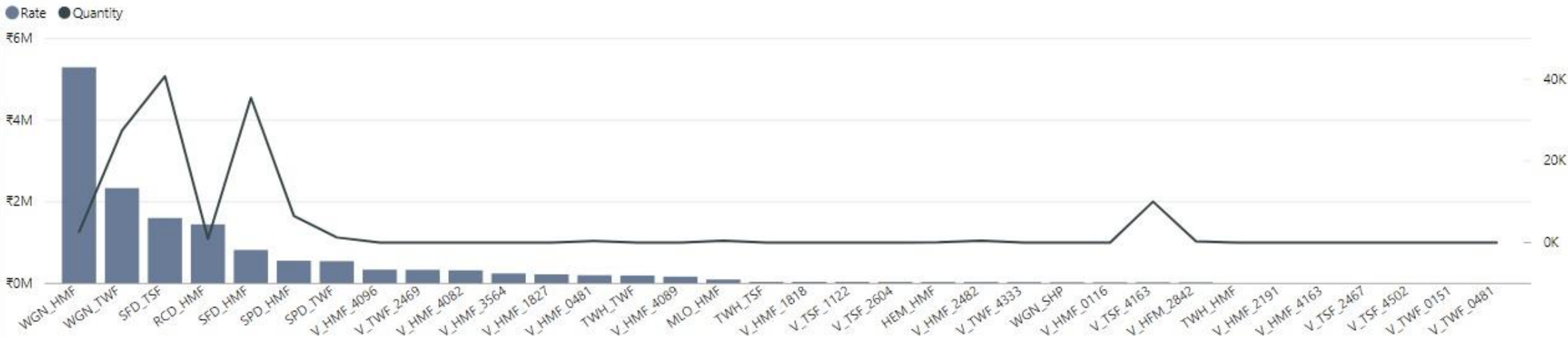
Quantity/Rate/Value (by Item Group)



Quantity/Rate/Value (by Item Group)



Quantity/Rate/Value (by Warehouse)



# THANKS!



[www.datafortune.com](http://www.datafortune.com)



+91-97668-40449



[Mahesh.degaonkar@datafortune.com](mailto:Mahesh.degaonkar@datafortune.com)