



DEEPINFINITY AI

Deepinfintiy Services



Contents

What We Do	2
AI Radiology Report.....	2
Doctor Patient Summary	2
Detecting lung abnormalities in chest X-rays.....	2
About	3
Deepinfinity Desktop Application.....	4
Installation Guide	4
User Guide	7
Login	7
Main Window	7
Utility.....	8
Other Tools	11
Contact Us	12

What We Do

Our Generative AI Proprietary tool scrutinizes patient data and other crucial health attributes to anticipate potential diseases. Our Generative AI models outperform in identifying anomalies within medical imaging. Additionally, our AI Radiology Report Speech-to-Text models revolutionize the field of medical documentation.

AI Radiology Report

Our AI Radiology Report Speech-to-Text technology redefines the landscape of medical documentation. Our AI Radiology Report model is trained with large number of medical records and medical data. Experience unparalleled accuracy in converting physician dictations, patient interviews, and medical discussions into meticulously detailed, textual records, ensuring precision and clarity in every transcription

Doctor Patient Summary

Furthermore, DeepInfinity facilitates the seamless transfer of notes into your Electronic Health Record (EHR) system. It also offers the option to distribute follow-up notes to your patients via your preferred methods of communication.

Detecting lung abnormalities in chest X-rays

Our Generative AI models can identify subtle changes in lung tissue that may be indicative of pneumonia, effusion, or other respiratory conditions.

About

Our AI-powered Radiology Report Speech-to-Text technology redefines the landscape of medical documentation. Our AI Radiology Report model is trained with large number of medical records and medical data. Our Experience unparalleled accuracy in converting physician dictations, patient interviews, and medical discussions into meticulously detailed, textual records, ensuring precision and clarity in every transcription.

We have developed different tools to serve the purpose

- Deepinfinity Desktop Application
- Deepinfinity Web
- Deepinfinity Chrome Extension
- Deepinfinity Word Add-in

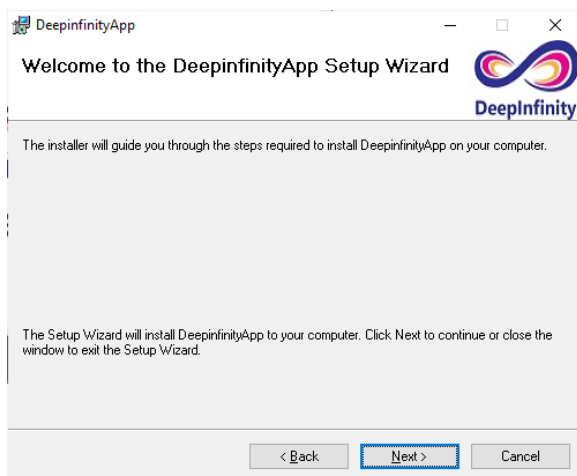
In this document we detail the usage of Deepinfinity Desktop Applications

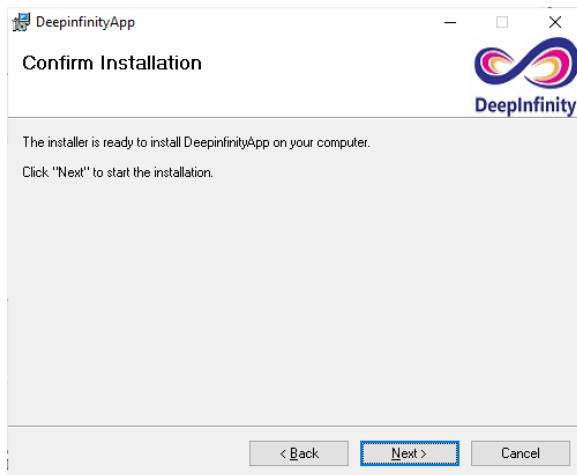
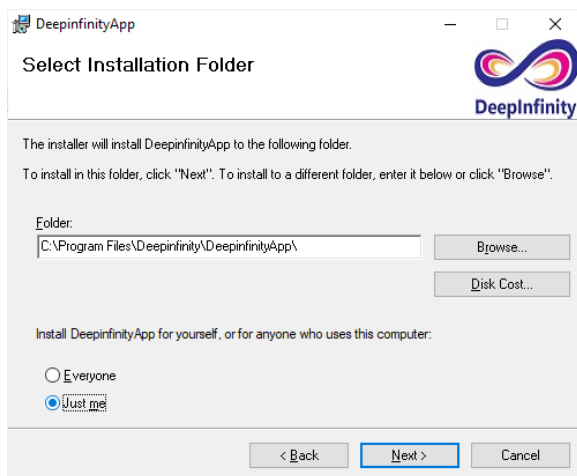
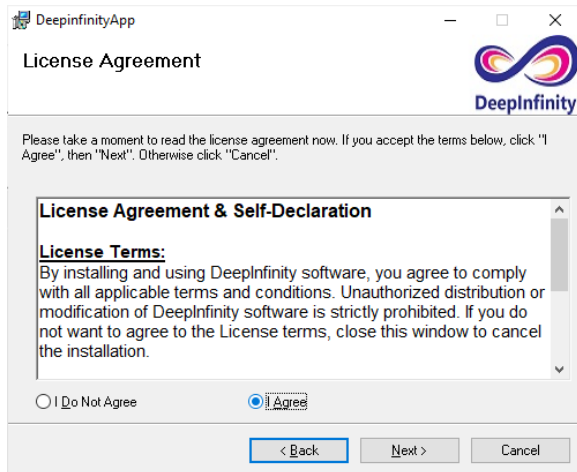
Deepinfinity Desktop Application

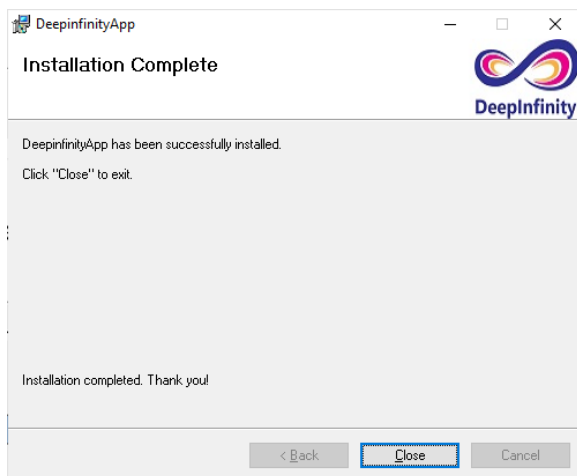
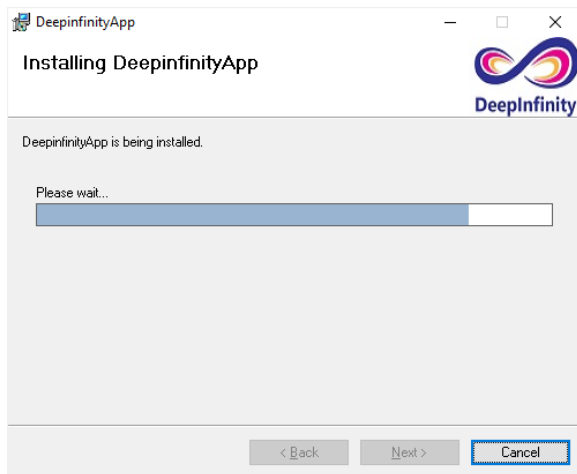
Our Deepinfinity Desktop Application is an AI-powered Radiology Report generator which convert Speech-to-Text and help the prepare the report. Along with this the user can define and store Templates, Macros and Vocabularies used in the Radiology report. These resources can be accessed through voice command and inserted into the report.

Installation Guide

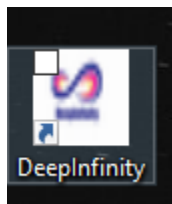
Login [Deepinfinity](#) website and download the application setup file. Run the setup.exe as an administrator and then follow the instructions. If the prerequisites are not there the installer will prompt you to install it. Please install it first then proceed with the following instructions. On successful installation, the application will create a shortcut in your desktop.





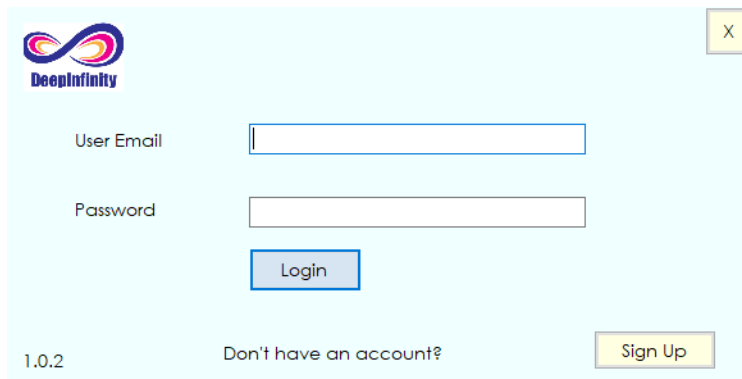


Desktop Shortcut



User Guide

Login

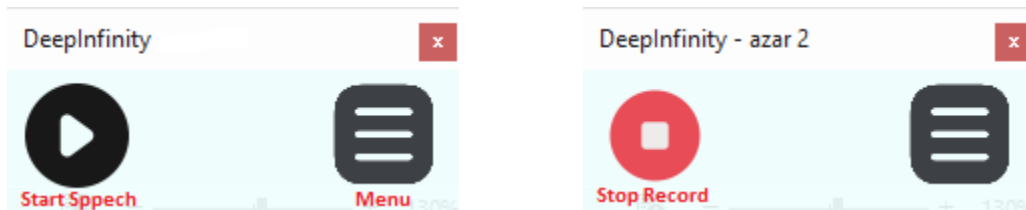


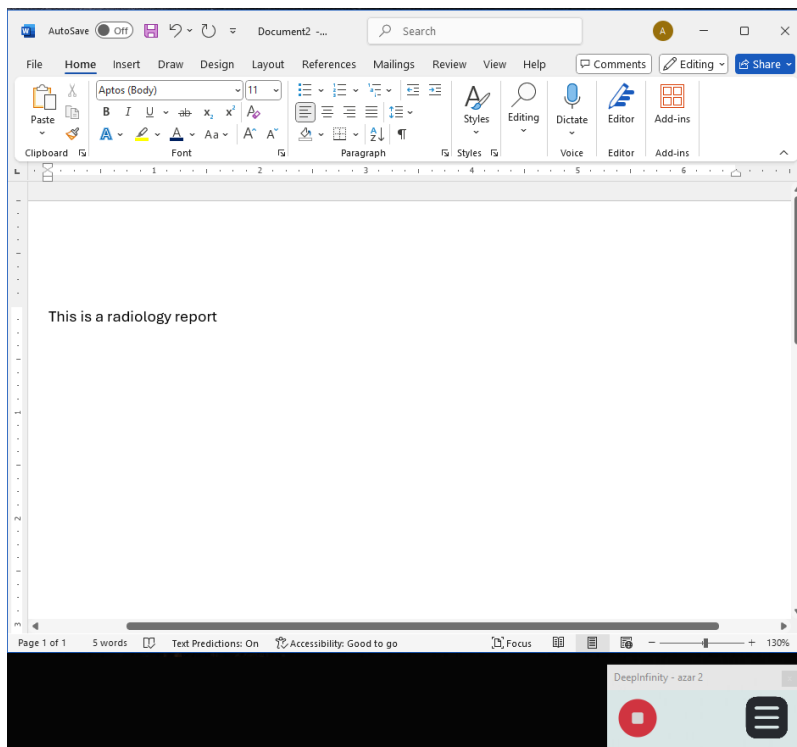
The login form is displayed within a light blue window titled 'DeepInfinity' with a close button (X) in the top right corner. In the top left corner of the form area is the DeepInfinity logo. The form contains two input fields: 'User Email' and 'Password'. Below the password field is a blue 'Login' button. At the bottom left of the form is the version number '1.0.2'. At the bottom center is the text 'Don't have an account?'. At the bottom right is a yellow 'Sign Up' button.

Login through this screen. If you don't have account please sign up.

Main Window

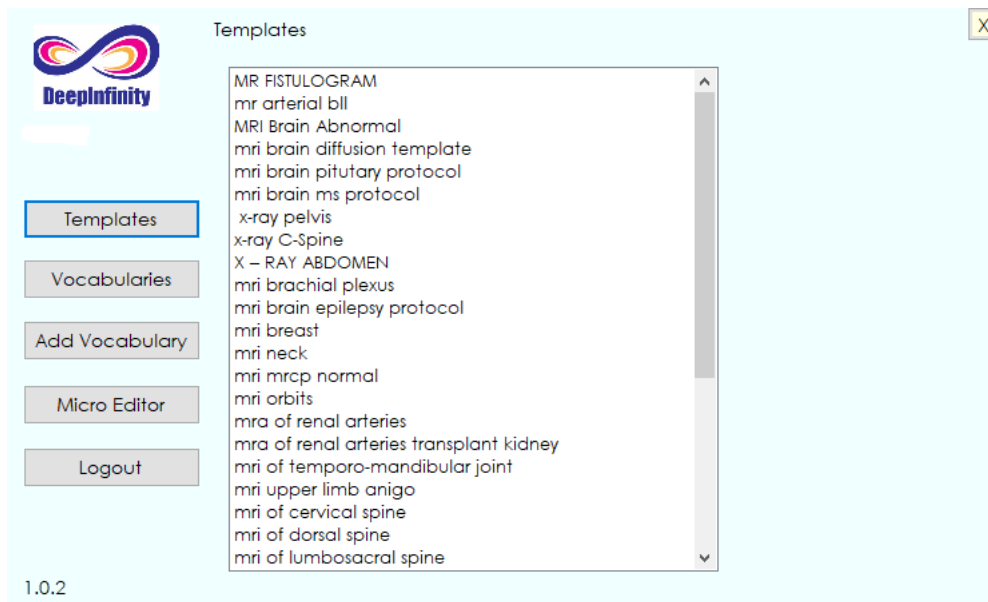
Click on the start button and then point your cursor in the editor (e.g. reporting page editor) where you want to insert the speech text. Then start your speech. Our application will convert your speech and insert that into the editor. When you are done, click on the stop button to stop the recognition.






Utility

Template



Vocabulary



1.0.2

Templates

Vocabularies

Add Vocabulary


Micro Editor

Logout

Vocabularies

S.No	Actual Word	Display Word
1	covid-19	COVID-19
2	c	
3	T	
4	e	
5	f	
6	\	
7	\	
8	r	
9	r	
10	r	
11	s	
12	s	
13	\	
14	T	
15	/	
16	Abu I	Abu I

Add Vocabulary



1.0.2

Templates

Vocabularies

Add Vocabulary

Micro Editor

Logout

Add Vocabulary

Start

Stop

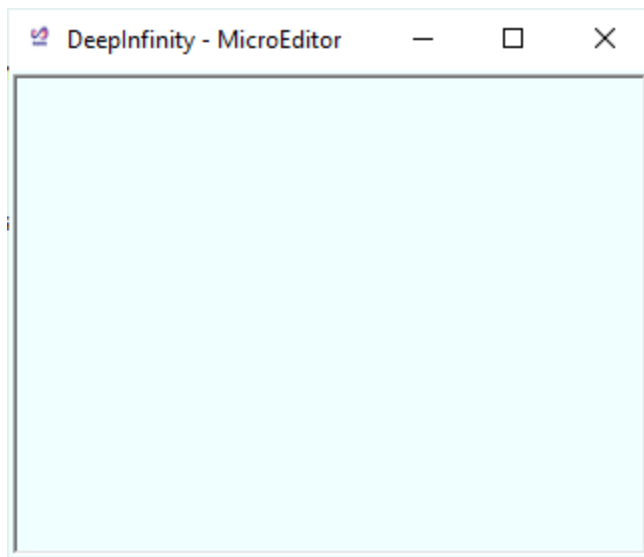
Pronunciation Form

Type your written form word in Display

Display Word

ADD Word

Micro Editor



Other Tools

We offer a suite of tools designed to simplify and enhance radiology reporting:

1. Chrome Plugin : DeepInfinity Radiology Report:

Seamlessly integrates with your browser for quick access to reporting features directly within your workflow.

[DeepInfinity Radiology Report Chrome Plugin](#)

2. DeepInfinity Web App: A user-friendly application for on-the-go reporting, accessible anytime, anywhere.

For DeepInfinity Web APP Installation Link: Contact Us:

[Chat with us on: +44 7359359232 \(Click Here\)](#)

[Chat with us on: +91 8639451478 \(Click Here\)](#)

3. Web UI: A comprehensive web-based interface providing advanced functionalities and collaboration tools.

[DeepInfinity Web UI for Radiology Reporting](#)

4. Word Plugin: Effortlessly integrates with Microsoft Word for streamlined report creation and formatting.

[DeepInfinity Word Plugin for Radiology Reporting](#)

Contact Us

Contact us for any queries:

Chat with us on WhatsApp: +91 8639451478 , +44 7359359232

Email: contact@deepinfinity.ai

FAQ: <https://deepinfinity.ai/faq.php>