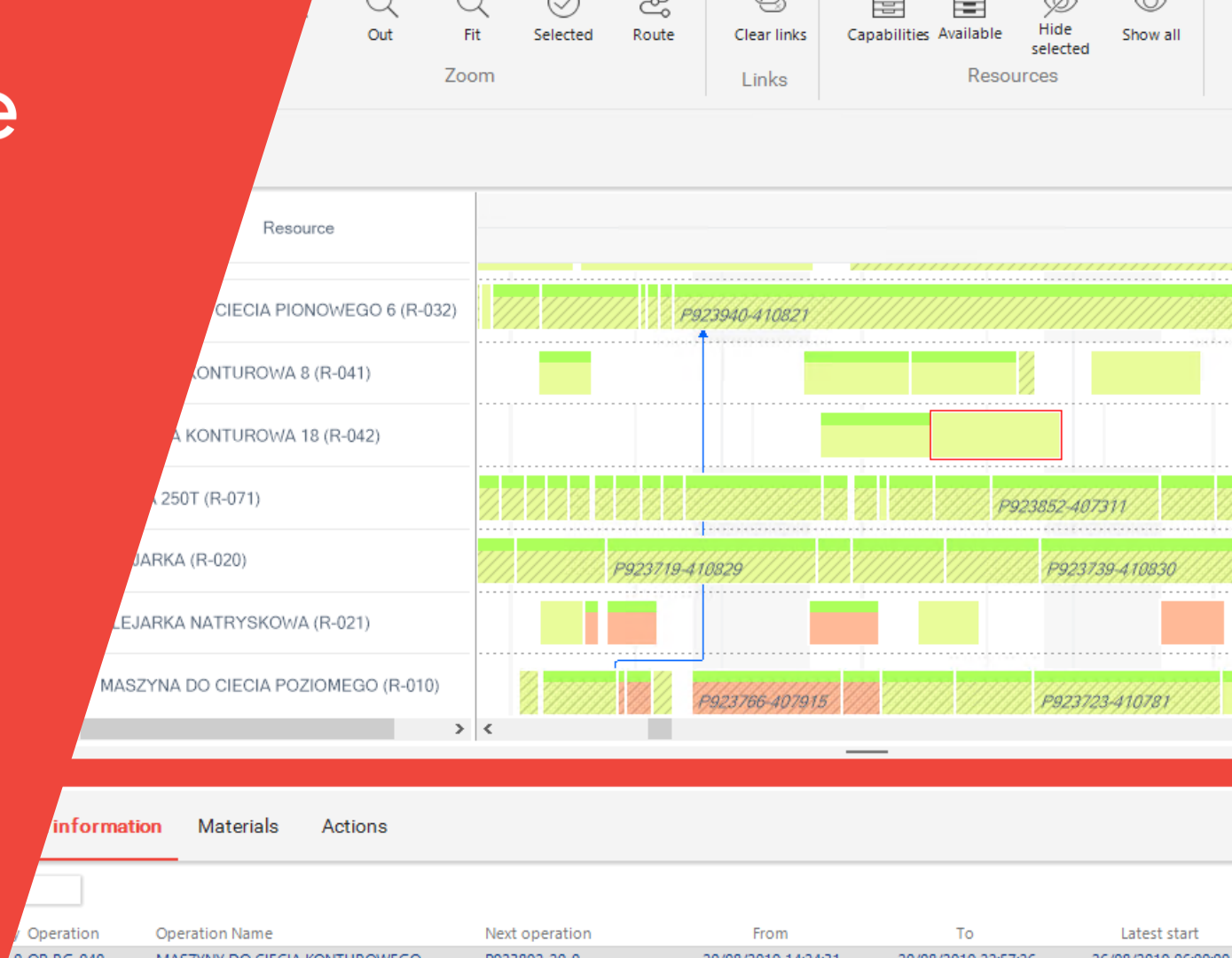


delaware

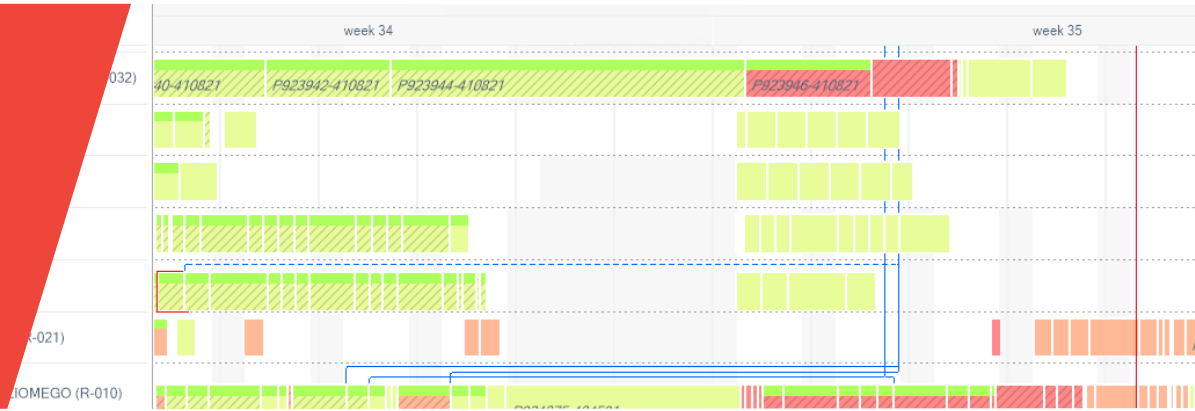
GRAPHICAL PLANNING TOOL

Dynamics 365 Finance and Operations



Intuitive graphical planning tool

**Efficient and organized
way of scheduling
according to availability of
resources**



- › Drag and drop
- › Easy and fun to use
- › Configurable and customizable
- › Realtime information
- › Simulation tool without direct impact on production



File Calendar infor

anned Todo list

Drag a column here to group by this col

uction	Oper. No.	Resource	Oper
ains:	Equ...	Contains:	Cor
737	10	R-041	OF
907	10	R-010	O
907	30	R-021	C
255	10	R-010	
255	30	R-021	
869	10	R-151	
977	10	R-153	
007	10	R-032	
037	10	R-020	
046	10	R-032	
509	10	R-160	
513	10	R-032	
514	10	R-032	
518	10	R-153	
519	10	R-152	
520	10	R-152	
521	10	R-03	

3

Better insights in production status

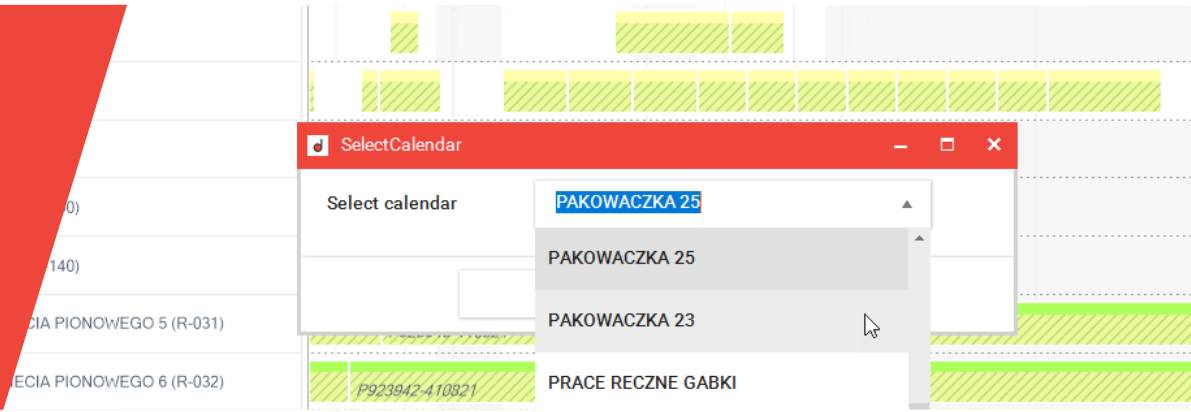
- Near realtime production status updates
- Visualisation of production progress
- Identify potential resource breakdowns and act

Sales information integration

- › Direct integration of sales information.
- › Visualization of relevant sales information
 - › Customer info
 - › Shipping information
 - › Lead times

Support decision making progress

Simulate impact of adding or removing shifts or work against a simulation plan



- › Direct visualization of impact on delivery dates
- › Automatic recalculation of entire planning and locate availability opportunities

- › Incorporate forecast planning



Increased efficiency

- › Identify free capacity on resources in the blink of an eye
- › Resolve planning constraints with ease
- › Optimize lead and setup times

Avoid expensive production stops

Availability of materials
automatically tracked
during planning

Single... All selected No routes

ItemId	Item name	Bom Qty	Bom Qty	Serie	Unit
> 201116	KARTON WIEKO AQUAPUR	40		1560	PCS
201208	FILM ETIRABLE MACHIN	0.25		1560	kg
201216	PALETY DREWNIANE EPA	1		1560	PCS
201708	PRZEKLADKA PLASTIKOW	1		1560	PCS
210061	BOXDISPLAY371X293X29	40		1560	PCS
210079	FILMEPONGEGRATTANTEW	3.78		1560	kg
407311	ZM CL SPON BEZ 9MM+S	6240		1560	PCS

- > Make sure materials are available
- > Automatically visualized

- > In depth and enriched inventory information



Purchase information integration

- › Direct integration of purchase information.
- › Visualisation of relevant purchase information taken into account when identifying potential stock issues.
 - › Receipt dates of items needed for production
 - › Vendor information and lead times

Get information fast and with ease

Ease of filtering and
looking up relevant
information will increase
planning efficiency.

The image shows a blurred screenshot of a software interface, likely a data management or planning tool. It features a table with several rows and columns. The rows are labeled on the left as 'NOWEGO 5 (R-031)', 'NOWEGO 6 (R-032)', 'WA 8 (R-041)', and 'ROWA 18 (R-042)'. The table cells contain various data points, with some highlighted in green and others in red. The highlighted green cells contain alphanumeric codes: 'P923943-410821', 'P923945-410821', 'P923940-410821', and 'P923944-410821'. The red cells are located in the rightmost column of the rows corresponding to 'NOWEGO 5' and 'NOWEGO 6'. The background of the interface is light gray with a grid pattern.

- > Bill of material
- > Vendor and customer information
- > Production information

- > Sales and purchase information



Mistake proof via integrated validation

- › Integrated masterdata validation reducing planning mistakes
- › Tool assists in correct planning
- › Business rules enforced during scheduling



Configurable, customizable and extendable

- All graphical planning tools are configurable from within Dynamics 365.
- Customizable in order to meet specific planner preferences.
- Build in a modular way in order to easily extend to specific customer and business needs.

The screenshot displays a Dynamics 365 interface with a red header bar containing 'Zoom' and 'Links' buttons. A dialog box titled 'Color' is open, allowing users to configure colors for different operation statuses. The dialog includes a 'Basic colors' section with a grid of color swatches and a 'Custom colors' section with empty boxes. Below the dialog are 'Ok' and 'Cancel' buttons. In the background, a table lists production orders with columns for ID and description.

ID	Description
JP-RG-030	MASZYNY DO CII
OP-RG-030	MASZYNY DO CII
OP-RG-030	MASZYNY DO CII
OP-R-010	MASZYNA DO CII
OP-R-010	MASZYNA DO CII
OP-R-010	MASZYNA DO CII
OP-R-010	MASZYNA DO CII
OP-R-010	MASZYNA DO CII

Color displayed when an operation is too late. In order not to jeopardize the delivery date of this operation need to be scheduled earlier.

Color displayed when an operation is too soon. Too soon is an indication the operation is scheduled later.

Color displayed when an operation is too soon. Too soon is an indication the operation is not scheduled earlier.

Color displayed when an operation is on time. The linked sales and production order will all within the production order are scheduled on time.

Basic colors:

Custom colors:

Define Custom Colors

Ok Cancel

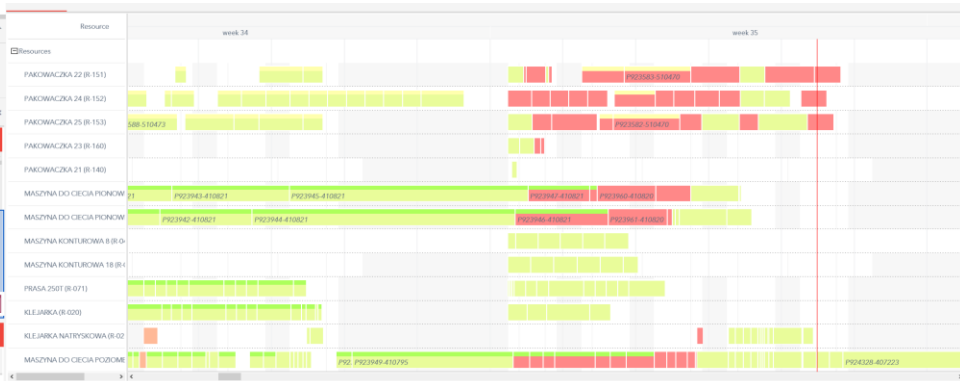
MASZYNA KONTUROWA 18 (R-042)

PRASA 250T (R-071)

KLEJARKA (R-020)

Split-screen configurable layout design

The screenshot displays the Dynamics 365 Graphical planning interface. At the top, there is a navigation bar with 'Planning' and various icons for file operations, zoom, and filters. Below this is a table titled 'Production' with columns for 'Production Open No.', 'Resource', 'Operation', 'Operation name', 'Duration', 'From', 'To', 'M', 'M1', 'M2', 'M3', 'M4', 'M5', 'M6', 'M7', 'M8', 'M9', 'M10', 'M11', 'M12', 'M13', 'M14', 'M15', 'M16', 'M17', 'M18', 'M19', 'M20', 'M21', 'M22', 'M23', 'M24', 'M25', 'M26', 'M27', 'M28', 'M29', 'M30', 'M31', 'M32', 'M33', 'M34', 'M35', 'M36', 'M37', 'M38', 'M39', 'M40', 'M41', 'M42', 'M43', 'M44', 'M45', 'M46', 'M47', 'M48', 'M49', 'M50', 'M51', 'M52', 'M53', 'M54', 'M55', 'M56', 'M57', 'M58', 'M59', 'M60', 'M61', 'M62', 'M63', 'M64', 'M65', 'M66', 'M67', 'M68', 'M69', 'M70', 'M71', 'M72', 'M73', 'M74', 'M75', 'M76', 'M77', 'M78', 'M79', 'M80', 'M81', 'M82', 'M83', 'M84', 'M85', 'M86', 'M87', 'M88', 'M89', 'M90', 'M91', 'M92', 'M93', 'M94', 'M95', 'M96', 'M97', 'M98', 'M99', 'M100'. The table contains data for various production operations, including 'MAZYN DO CIEL', 'KLEJARKA NATYRSKA', 'KLEJARKA NATYRSKA 22CV', 'MASZYNA DO CIELA PIONOW', 'MASZYNA DO CIELA PIONOW 21', 'MASZYNA DO CIELA PIONOW 21', 'MASZYNA KONTUROWA B-B-0', 'MASZYNA KONTUROWA 18 B-I', 'PRASA 250T B-071', 'KLEJARKA B-020', 'KLEJARKA NATYRSKOWA B-02', and 'MASZYNA DO CIELA PODCIE'. A 'Details' window is open at the bottom, showing 'Customer and Sales' information for account number '801105' and sales order 'nntP0190006938'.



- Planners need screen space
- Fully configurable screen layout
- Multi screen visualization contributing to good planning overview

