

dev>scope



PowerBI Portal

Report sharing
according to your needs



Share more for less.

PowerBI Portal democratizes business intelligence by removing limits on the number of Power BI reports you can share and the users you can share them with.

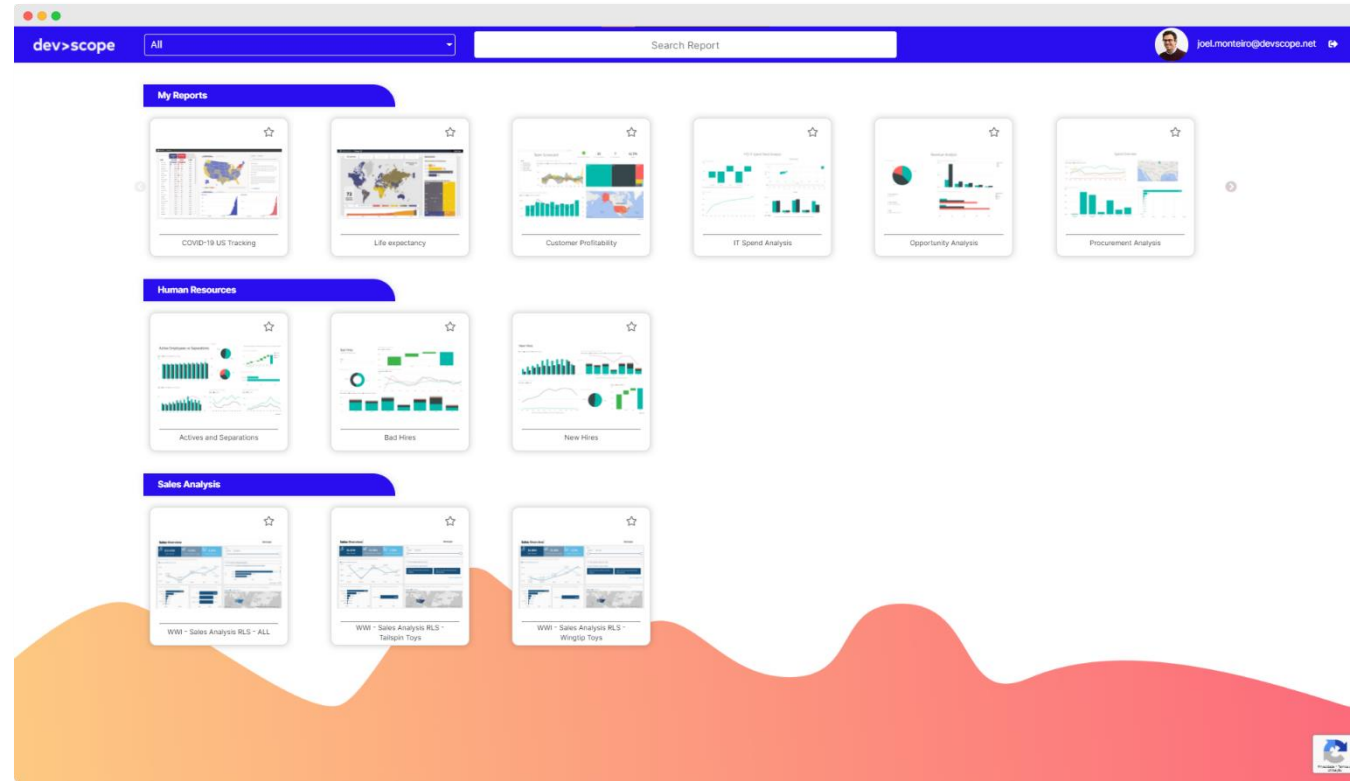
Thanks to Power BI Embedded, reports are fully available and interactive on an online portal with limited, customized access. PowerBI Portal means more report sharing, with more people, at a lower cost than ever.



Unlimited Power BI report sharing

Are you looking to share a Power BI inventory report with suppliers? Or share a Power BI sales report with clients? No problem. With embedded reports, PowerBI Portal opens your organization's business intelligence to anyone.

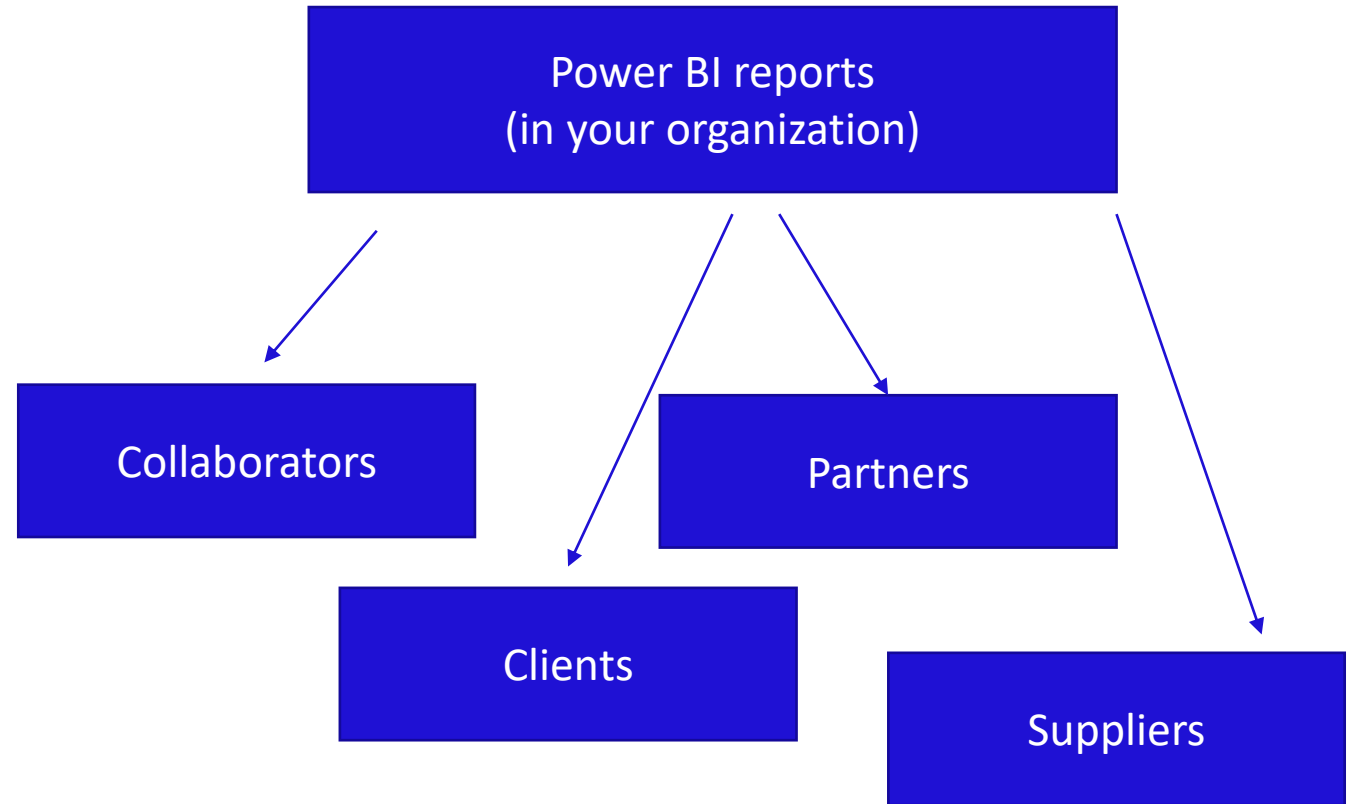
PowerBI Portal lets you embed any Power BI reports and dashboards on an online portal and give access to it to an unlimited number of users, even if they don't have a Power BI license.



Extra users at no extra cost

PowerBI Portal lets you share Power BI reports with any users at no additional cost. Access to Power BI Portal can be given to anyone, even if they don't have a Power BI account.

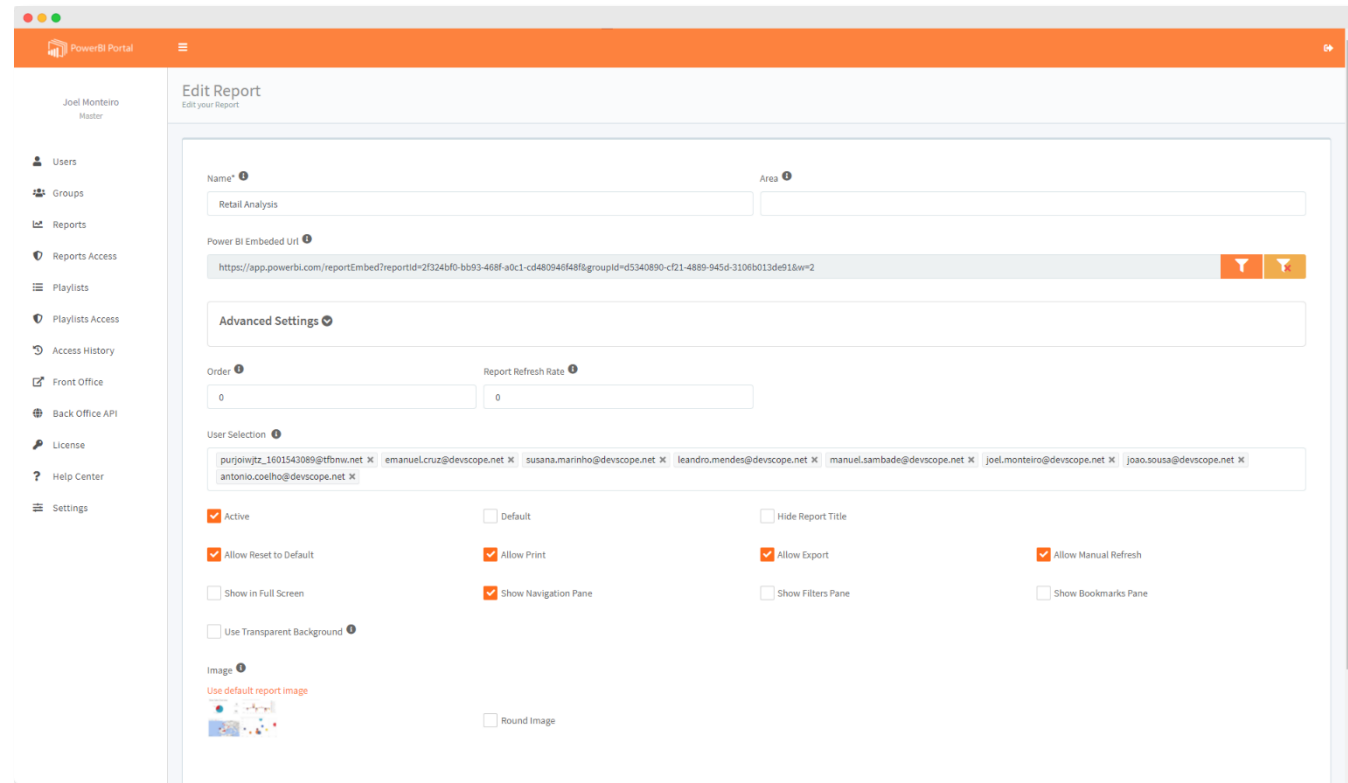
From the back office, you can manage who sees and edits the Power BI reports and dashboards of your choice and ensure front office users only have access to the data you select for them.



It's personal – and private

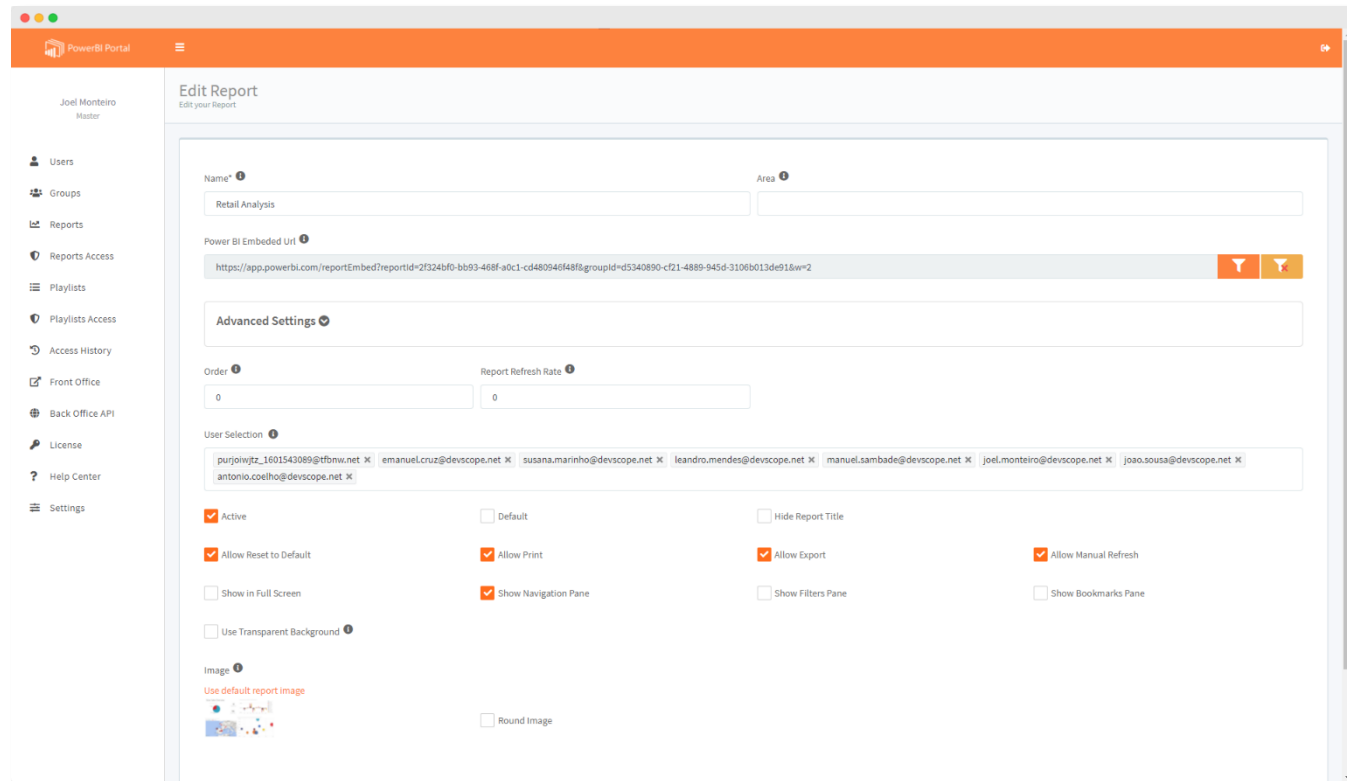
Your PowerBI Portal front office can be fully customized according to your corporate branding in just a few minutes. Choose between a light and a dark theme, set your organization's logo, background, and even your own welcome message.

Power BI reports and dashboards in PowerBI Portal support two instances of row-level security to ensure that your company's data is only shared with trusted users.



Reduce your costs with Power BI

PowerBI Portal uses the capacity-based Power BI Embedded service and features a timeout option that automatically turns off a Power BI report if inactive. If activity is detected, the report is turned on again, ensuring your company only spends what it strictly needs.



Turn your Analytics into a business

PowerBI Portal users can turn their analytics expertise into an analytics service by using it as a platform to sell exclusive-access reports.

If you're an entrepreneur, you can use PowerBI Portal's back office to deploy your Power BI reports and dashboards and sell your clients access to the front office. Reports are fully interactive and can be filtered accordingly. Billing services must be provided by a third-party of the client's choosing.



Main Features



Share without limits

Share any number of Power BI reports and dashboards with as much users as you want.



Share with anyone

Share reports and dashboards with any users.



Share with security

Protect your company's data with two layers of row-level security.



Power BI not required

Give access to your reports and dashboards to users without a Power BI account.



Everything in one place

Each user has their own access code to a centralized and tailored Power BI experience.



Pay only for what you use

Optimize your cloud hosting costs by automatically turning off Azure Power BI Embedded on No Activity





"It's a huge development and step forward for servicing VHG customers, sharing the data with them. It's also a real benefit for the business in terms of cost-saving."

- Neil Edwards, Business Intelligence Developer at Vita Health Group

[Read the case study](#)





"Power BI Portal is a fantastic product. It solves the problem of how to share custom Power BI reports with external users, without having to overspend on hosting or compromise the integrity of your own IT estate. Simple, well-built, and secure. It is a pleasure to use software that works so well."

– Riccardo Bennett-Lovsey, Chief Technology Officer at L&P Group

[Read the case study](#)





WORKPLACE **OPTIONS**

"PowerBI Portal is easy to integrate into our infrastructure and to customize. It saves time and money."

– Amit Sarkar, Director of Client Reporting and Business Analytics at Workplace Options

[Read the case study](#)



Also by DevScope



PowerBI Tiles Pro

Embed real-time or high-definition pictures of reports in PowerPoint presentations, Word documents or Outlook emails.

[Know more](#)



PowerBI Robots

Schedule and send reports and dashboards as images or PDF files to anyone by email, to a SharePoint library or File System, or any smart device.

[Know more](#)



PowerBI ScoreCards

Centralize KPIs and scorecards using Power BI to display the performance of any operational, business, and personal indicators.

[Know more](#)



PowerBI SmartPivot

Connect Excel and OLAP data cubes to Power BI, scan data content on an analytical model with granularity and create highly detailed tables.

[Know more](#)



dev>scope

R. de Passos Manuel 223 3º
4000-385 Porto

T. 22 375 1350

info@devscope.pt
devscope.net