



**Azure Solution Assessment**  
Technical Writeup

**PRESENTED BY**

**DOTCOM Software Projects (Pty) Ltd**



(012) 003 3258  
info@dotcomsoftware.co.za  
Bylsbridge Boulevard, Centurion

Dotcom Software Projects (Pty) Ltd | Company Registration Number: 2016/399260/07 | VAT Registration No: 4870278944



# Contents

1. Executive Summary .....	3
2. Overview of Azure Solution Assessment .....	4
3. Summary of the proposed solution benefits.....	11



(012) 003 3258  
info@dotcomsoftware.co.za  
Bylsbridge Boulevard, Centurion

Dotcom Software Projects (Pty) Ltd | Company Registration Number: 2016/399260/07 | VAT Registration No: 4870278944



# 1. Executive Summary

An Azure solution assessment is a critical step in ensuring the optimal performance, security, and compliance of your Azure workloads. It involves using a range of tools and approaches to evaluate your workload and identify any issues that may be impacting its performance or security.

The assessment process typically involves identifying the scope of the assessment, determining the assessment approach, using native Azure tools and third-party tools for assessment, performing the assessment, reviewing the assessment results, developing a remediation plan, and implementing the remediation plan.

Native Azure tools such as Azure Advisor, Azure Security Center, Azure Monitor, and Azure Policy can provide valuable insights into your workload's performance, security, and compliance. Third-party tools such as CloudHealth, Cloudyn, and CloudCheckr provide more advanced capabilities and can help you identify issues that native tools may miss.

After performing the assessment, it's important to review the results to identify any areas that require attention. Issues may include security vulnerabilities, performance bottlenecks, or compliance issues. Once issues have been identified, a remediation plan should be developed to address them, with the steps required to address each issue clearly outlined.

Implementing the remediation plan may involve making changes to the workload configuration, deploying new code, or applying security patches. It's important to validate that the remediation plan has resolved the issues identified during the assessment.

Overall, performing an Azure solution assessment is a critical step in ensuring the optimal performance, security, and compliance of your Azure workloads. By following a structured approach and using a range of tools and approaches, you can identify and address any issues before they have a significant impact on your workload's performance or security.



(012) 003 3258  
info@dotcomsoftware.co.za  
Bylsbridge Boulevard, Centurion

## 2. Overview of an Azure Solution Assessment

The organization is currently planning on migrating their workloads to Azure Public Cloud platform. In order for us to facilitate the migration effects the following Solution Assessments steps will be taken.

---

### *2.1 Identify the scope of the assessment:*

---

The first step is to identify the scope of the assessment. This includes defining the objectives, the workload components to be assessed, and the tools and resources required.

---

### *2.2 Diagnostics Determine the assessment approach.*

---

Next, determine the approach you'll take to assess the workload. You can use native Azure tools, third-party tools, or a combination of both. The approach you choose will depend on the complexity of the workload, the specific areas you want to assess, and the level of expertise available.

---

### *2.3 Use of native Azure tools for assessment:*

---

Azure provides several native tools that you can use to assess your application and data workloads. These tools include Azure Advisor, Azure Security Center, Azure Monitor, and Azure Policy. Here's how you can use these tools:

- **Azure Advisor:** Azure Advisor provides recommendations to optimize your application and data workload's performance, security, and reliability. It analyzes your workload configuration and usage patterns and provides recommendations on areas such as high availability, security, performance, and cost optimization.
- **Azure Security Center:** Azure Security Center helps you protect your application and data workload against threats by providing advanced threat detection, adaptive application control, and security posture management. It analyzes your workload configuration and usage patterns and provides recommendations on areas such as access control, network security, data protection, and threat detection.
- **Azure Monitor:** Azure Monitor helps you monitor your application and data workload's performance and health. It provides real-time monitoring, alerting, and analysis of your workload's performance and usage patterns. You can use it to monitor key performance indicators such as response time, throughput, and error rates.
- **Azure Policy:** Azure Policy helps you enforce compliance policies and governance controls on your application and data workloads. It provides a unified way to enforce policies across your entire Azure environment and helps you ensure that your workloads meet regulatory and compliance requirements.

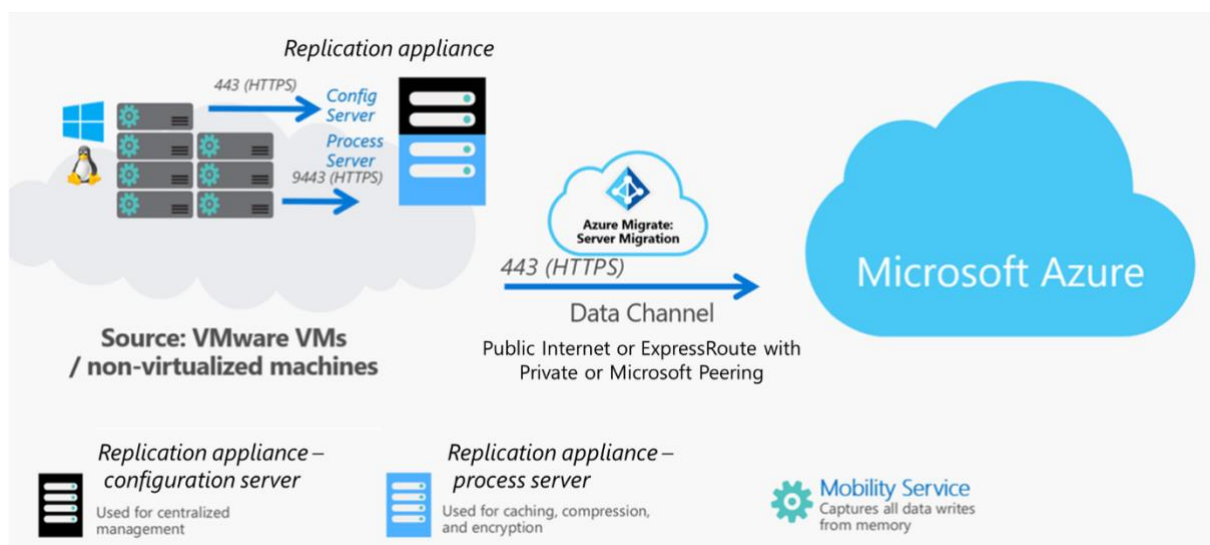


Azure Migrate: Azure Migrate is a free service that can help you assess and migrate your on-premises workloads to Azure. It provides a central hub for tracking your migration progress, assessing your on-premises workloads, and providing recommendations for optimizing your migration. The service includes several tools to help you assess and plan your migration, including:

- Azure Migrate Discovery and Assessment: This tool helps you discover and assess your on-premises infrastructure and workloads. It provides an inventory of your servers, applications, and dependencies, as well as an assessment of their suitability for migration to Azure.
- Azure Migrate Server Migration: This tool helps you migrate your on-premises servers to Azure. It provides a step-by-step process for replicating your servers to Azure, as well as tools for testing and validating your migrated servers.

Azure Data Migration: Azure Data Migration is a free service that can help you migrate your on-premises databases to Azure. It provides a simple and efficient way to migrate your databases without downtime or data loss. The service includes several tools to help you assess and migrate your databases, including:

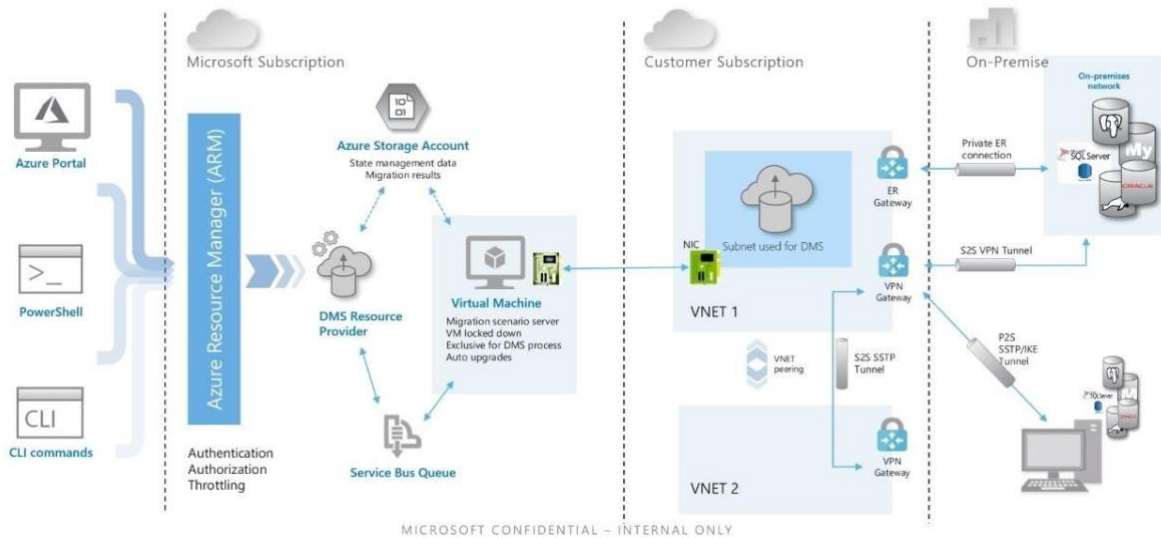
- Azure Database Migration Service: This tool helps you migrate your on-premises databases to Azure. It provides a simple and efficient way to migrate your databases without downtime or data loss.



(012) 003 3258  
info@dotcomsoftware.co.za  
Bylsbridge Boulevard, Centurion

- Azure Migrate Data Migration Assistant: This tool helps you assess your on-premises databases for compatibility with Azure SQL Database and Azure SQL Managed Instance.

## Azure Database Migration Service

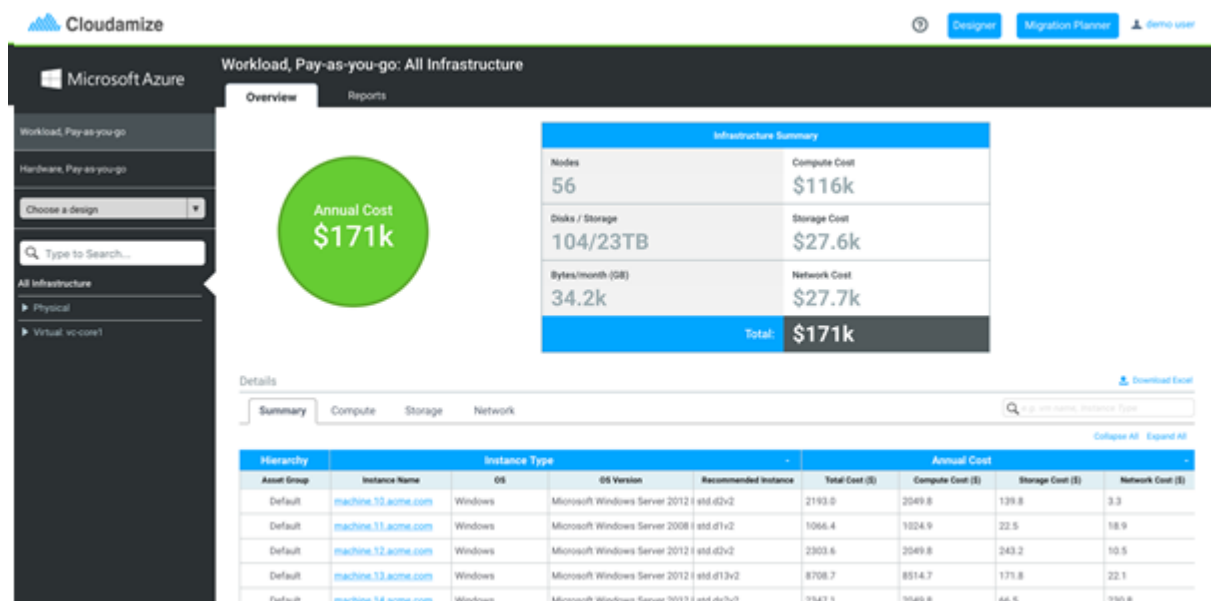


(012) 003 3258  
 info@dotcomsoftware.co.za  
 Bylsbridge Boulevard, Centurion

## 2.4 Use of Third-party tools for assessment:

There are also several third-party tools that can help you assess your application and data workloads. These tools provide more advanced capabilities and can help you identify issues that native tools may miss. Some popular third-party tools for Azure include CloudHealth, Cloudyn, and CloudCheckr.

- **CloudHealth:** CloudHealth provides a unified platform to manage and optimize your application and data workloads across multiple cloud environments. It helps you optimize costs, monitor performance, and improve security and compliance.
- **Cloudyn:** Cloudyn provides cost management and optimization tools for your Azure workloads. It helps you optimize your cloud spending, monitor usage, and identify cost savings opportunities.
- **CloudCheckr:** CloudCheckr provides a comprehensive cloud management platform that helps you manage and optimize your Azure workloads. It provides tools for cost optimization, security and compliance, and performance monitoring.
- **Cloudamize:** Cloudamize is a cloud assessment and migration tool that helps businesses optimize their workloads for Azure. It provides a comprehensive analysis of your on-premises infrastructure, applications, and databases, and recommends the best migration strategies for each workload. With Cloudamize, you can analyze your environment for Azure readiness, identify cost savings opportunities, and plan your migration with confidence.

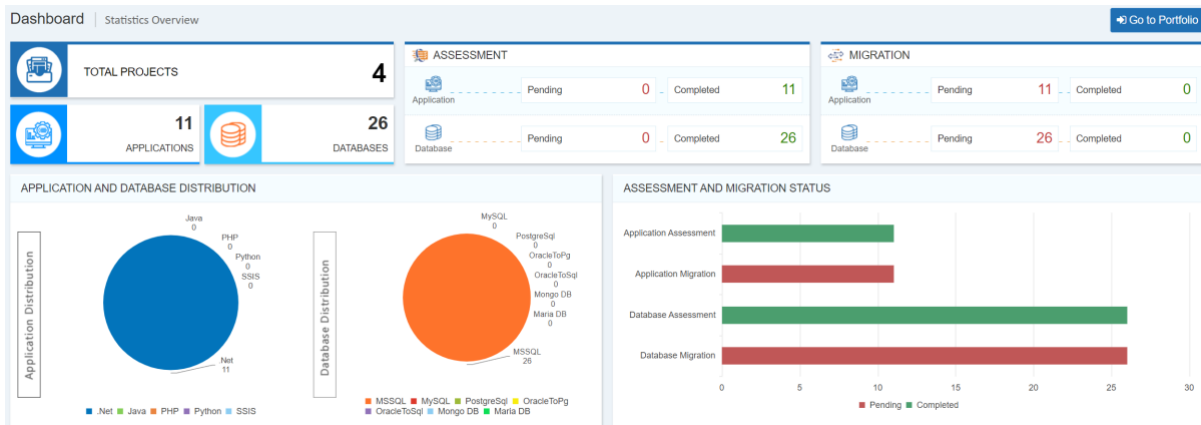


- **Datadog:** Datadog is a cloud monitoring and analytics platform that provides real-time visibility into the performance and availability of your Azure workloads. With Datadog, you can monitor the health of your applications, databases, and infrastructure, identify performance bottlenecks, and troubleshoot issues before they impact your customers. Datadog also provides integrations with Azure services like Azure Monitor, Azure Kubernetes Service, and Azure DevOps for deeper visibility into your Azure environment.



(012) 003 3258  
info@dotcomsoftware.co.za  
Bylsbridge Boulevard, Centurion

- **Dynatrace:** Dynatrace is an application performance management platform that provides end-to-end visibility into your Azure workloads. With Dynatrace, you can monitor the performance and availability of your applications, infrastructure, and user experience, and quickly diagnose issues before they impact your customers. Dynatrace also provides integrations with Azure services like Azure App Service, Azure Functions, and Azure VMs for deeper visibility into your Azure environment.
- **Turbonomic:** Turbonomic is a cloud optimization and management tool that helps businesses optimize their Azure workloads for performance, cost, and compliance. It provides real-time insights into your infrastructure utilization, cost savings opportunities, and compliance posture, and recommends actions to optimize your workloads based on your business objectives. With Turbonomic, you can automate workload optimization and ensure that your workloads are always running at peak performance.
- **Cloud Pilot:** Based on static code analysis, configuration data, and development team interaction, CloudPilot provides a deep and detailed analysis of applications and their readiness to migrate to a Cloud environment. CloudPilot assists in the initial assessment of the Cloud migration effort; in the re-factoring process by offering detailed code-level changes for the Cloud; and in the final testing against enterprise control frameworks. CloudPilot scans the application source code and uses configuration data to provide a detailed report of code-level changes to modernize your applications for the cloud. For applications that have already been remitted and are considered Cloud-ready, CloudPilot scans the Cloud-enabled applications to ensure that they follow best practices and meet enterprise IT Controls and Cybersecurity policies.



These third-party tools provide additional capabilities and insights beyond what is offered by native Azure tools, enabling businesses to optimize their Azure workloads for performance, cost, and compliance. By leveraging these tools, businesses can gain deeper visibility into their environment, identify opportunities for optimization, and plan their migration with confidence. Additionally, these tools can automate many of the assessment and optimization processes, saving businesses time and resources while ensuring that their workloads are always running at peak performance.



(012) 003 3258  
 info@dotcomsoftware.co.za  
 Bylsbridge Boulevard, Centurion



---

## 2.5 Perform the assessment:

---

Once you've identified the tools you'll use for the assessment, it's time to perform the assessment. This involves using the tools to gather data and analyze the application and data workload. Depending on the tools used, this may involve running scripts, analyzing logs, or using the tools' dashboards and reports.

---

## 2.6 Review the assessment results:

---

After completing the assessment, review the results to identify any areas that require attention. This may involve identifying security vulnerabilities, performance bottlenecks, or compliance issues. It's important to prioritize the issues based on their severity and impact on the workload.

---

## 2.7 Develop a remediation plan.

---

Once you've identified the issues, develop a remediation plan to address them. This plan should include the steps required to address each issue, including any changes to the workload configuration or code. You should also establish a timeline for implementing the remediation plan.

---

## 2.8 Design the new architecture

---

After identifying and addressing any issues in the existing architecture, it's important to design a new architecture that meets the requirements of the workload. This may involve making changes to the workload's configuration, code, or infrastructure. When designing the new architecture, consider factors such as scalability, availability, performance, security, and compliance.

Depending on the complexity of the workload, you may need to engage with cloud architects or consultants to help design the new architecture. Some key considerations when designing the new architecture include:

- **Scalability:** Ensure that the new architecture can scale to meet the demands of the workload. This may involve using auto-scaling features or deploying the workload across multiple regions or availability zones.
- **Availability:** Ensure that the new architecture provides high availability and resiliency. This may involve using load balancers, deploying the workload across multiple zones, or using backup and recovery mechanisms.
- **Performance:** Ensure that the new architecture can meet the performance requirements of the workload. This may involve optimizing the workload's code, tuning the infrastructure, or using caching mechanisms.
- **Security:** Ensure that the new architecture meets the security requirements of the workload. This may involve implementing access controls, encryption, or intrusion detection and prevention mechanisms.



- **Compliance:** Ensure that the new architecture meets any regulatory or compliance requirements. This may involve implementing specific controls or configurations to meet the requirements of regulations such as HIPAA, PCI DSS, or GDPR.

Once you've designed the new architecture, it's important to test it thoroughly to ensure that it meets the requirements of the workload. This may involve running load tests, penetration testing, or vulnerability scans to identify any potential issues or weaknesses in the new architecture.

By designing a new architecture that meets the requirements of the workload, you can ensure that the workload remains performant, secure, and compliant. Regular assessments and monitoring can help you identify any issues or areas for improvement in the new architecture.

---

### *2.9 Implement the remediation plan.*

---

Implement the remediation plan to address the issues identified during the assessment. This may involve making changes to the workload configuration, deploying new code, or applying security patches. It's important to test the changes thoroughly to ensure they don't introduce new issues or impact the workload's performance.

---

### *2.10 Validate the results:*

---

After implementing the remediation plan, validate the results to ensure that the issues have been resolved. This may involve running additional tests or monitoring the workload to ensure that the performance, security, and compliance issues have been addressed.

---

### *2.11 Monitor the workload:*

---

Finally, continue to monitor the workload to ensure that it remains optimized and secure. This involves using the same tools and approaches used during the assessment to monitor the workload's performance, security, and compliance. Regular assessments and monitoring can help you identify issues before they have a significant impact on your workload's performance or security.



### 3. Summary of the proposed solution benefits

Azure is a powerful and flexible cloud platform that can help organizations achieve their goals more efficiently and effectively. By leveraging Azure's scalable infrastructure, advanced analytics capabilities, and wide range of services and tools, businesses can improve their agility, reduce costs, and deliver better experiences for their customers. Whether you're looking to migrate your existing applications to the cloud or develop new solutions from scratch, Azure can help you achieve your objectives faster and more effectively than traditional on-premises infrastructure. With its broad range of features and benefits, Azure is a top choice for organizations looking to optimize their workloads for performance, security, compliance, and cost.

- **Improved performance:** Solution assessments can help identify issues that may be impacting the performance of your Azure workloads. By addressing these issues, you can improve the performance of your workloads and provide a better experience for your users.
- **Enhanced security:** Solution assessments can help identify vulnerabilities and security risks in your Azure workloads. By addressing these issues, you can enhance the security of your workloads and reduce the risk of data breaches and other security incidents.
- **Increased compliance:** Solution assessments can help identify areas where your Azure workloads may not be compliant with relevant regulations and standards. By addressing these issues, you can increase your compliance with these regulations and reduce the risk of fines and other penalties.
- **Cost optimization:** Solution assessments can help identify areas where you may be able to optimize your Azure workload's configuration or resource usage to reduce costs. By making these optimizations, you can reduce your Azure spending and improve your return on investment.
- **Improved reliability:** Solution assessments can help identify areas where your Azure workloads may be vulnerable to outages or other disruptions. By addressing these issues, you can improve the reliability of your workloads and reduce the risk of downtime.

Overall, performing solution assessments for Azure workloads can help you optimize your workloads for performance, security, compliance, and cost. It can also help you identify areas for improvement and ensure that your workloads are running as smoothly and reliably as possible.

**dotcom**



(011) 065 3258

info@dotcomsoftware.co.za

Bylsbridge Boulevard, Centurion

**dotcom**