

How to Download, Activate and Upgrade

This article includes the download links of EaseUS Todo Backup series trial products, the online/offline methods to activate the trial with your code, and the steps how to upgrade when there is a new version available.

Updated on 2019-5-17

This article applies to:
All editions of EaseUS Todo Backup except Technician edition.

Introduction

This article includes the [download links](#) of EaseUS Todo Backup series trial products, the [online/offline](#) methods to activate the trial with your code, and the steps on how to [upgrade](#) when there is a new version available.

Due to the different license agreement applied in the Technician edition, the users who own this edition have to write an email at sales@easeus.com or access our [LiveChat](#) to get the download and upgrade information.

Download

All the download links since v6.5 are listed on the following pages:

- [EaseUS Todo Backup Home](#)
- [EaseUS Todo Backup Enterprise](#)
- [EaseUS Backup Center](#)

If you require a download link for the link before v6.5, please contact our support by emailing to techsupport@easeus.com. The installers you get from these download links are the Trial for each different versions, which grant you 30 days functional use. To unlock them to the full version, please use the license code you purchase to activate.

Please ensure you download the Trial installer correspondence to the version in your order. For instance, the Trial installer for Home version cannot be used to activate to the Workstation version.

[What is the difference among each versions?](#)

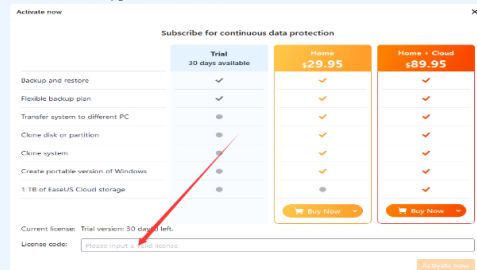
Activation

After ordering a full license, a code which consists of 25 letters/digits will arrive soon in an order confirmation email. With this code, you are able to activate a trial to full.

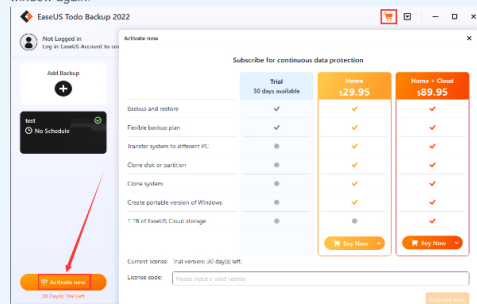
Online activation

Todo Backup Home

An activation window is prompted when you launch EaseUS Todo Backup Trial first time. Enter the code consisted of 25 digits and letters in Trial to upgrade to full version.

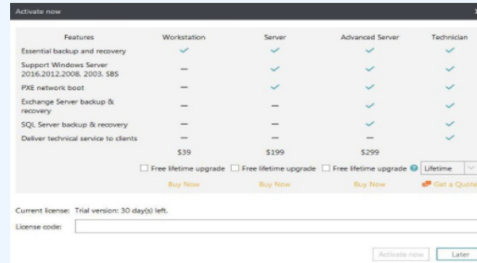


If the first activation request was skipped, the Activation Now button at the bottom of the main page can bring you the activation window again.

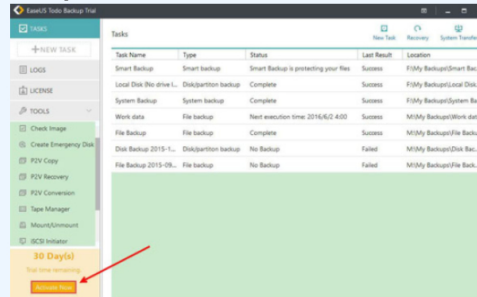


Todo Backup Enterprise

An activation window is prompted when you launch EaseUS Todo Backup Trial first time. Enter the code consisted of 25 digits and letters in Trial to upgrade to full version.



If the first activation request was skipped, the Activation Now button at the bottom of the main page can bring you the activation window again.



[How to replace license code in the activated version?](#)

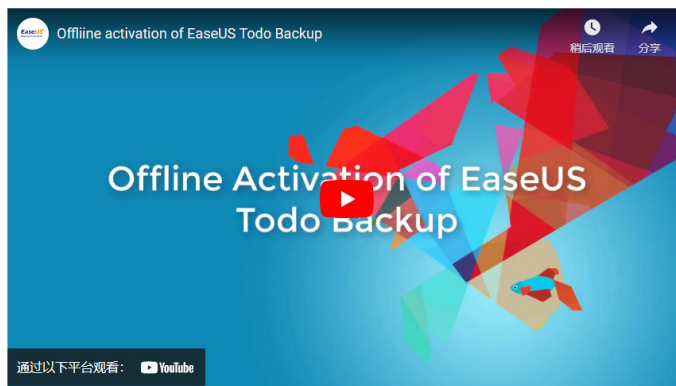
Offline Activation

To activate the product on the computer with no internet connection, please follow the following steps:

1. Fill in your license code. An offline activation box with the machine code of your computer will prompt out after your code is entered.
2. Use another computer with internet connected to access our offline activation page (listed below).
3. Submit your license code and the machine code to generate a unique Activation Code.
4. Go back to your computer to fill in the Activation Code to activate the product offline.

[Click here to get the offline activation page](#)

Below is a video guide for the offline activation



[How to fix if you get invalid code error?](#)

Upgrade

If you are entitled to get a newer version for free based on our [upgrade policy](#), you can directly [download](#) the corresponding trial version from Download section, and follow the [activation](#) guide to get a full copy with your code.

The installation process of the new version will remove old version automatically, and all your backup tasks will be preserved.

If you want to purchase the upgrade to the latest version, please contact our [Sales team](#) to get the order link. Please be sure to include your order ID of previous version in your email.

Was this article helpful? YES 1315 NO 3035

- 19 years**
of experience
- 30-day**
money back guarantee
- 530**
million customers
- 100% secure**
purchase via 256-bit SSL
- Free**
tech support

EaseUS Freeware

- Free Data Recovery Software
- Free Backup Software
- Free Partition Manager

User Guide

- Data Recovery Wizard
- Todo Backup
- Partition Master
- Todo PCTrans
- EaseUS MobiMover

Support

- Knowledge Base
- Retrieve My Code
- Contact Support Team
- My Account

Shop EaseUS

Download Center

Existing account, please login directly

[Customer Login](#) [Reseller Login](#)

Top Searches

- PC Data Recovery
- Mac Data Recovery
- Manage Partitions
- Backup Utility
- PC Transfer
- Video Editing
- Screen Recorder

How-to Articles

- Data Recovery Resources
- Disk Partition Tips
- Data Backup Tutorials
- iPhone Data Transfer
- iPhone Data Recovery
- Android Data Recovery

Discover EaseUS

- Company
- Reseller
- Affiliate
- Contact Us

Newsletter

Email [Join Now](#)

United States (English) ▶



Copyright © 2004 - 2023 EaseUS. ALL RIGHTS RESERVED.

[Privacy Policy](#) | [License Agreement](#) | [Terms & Conditions](#) | [Uninstall](#) | [File Recovery](#) | [Disk Recovery](#)

