

Become Power BI leader in your organization



Elitmind Academy offer:

Unique course 'POWER BI '

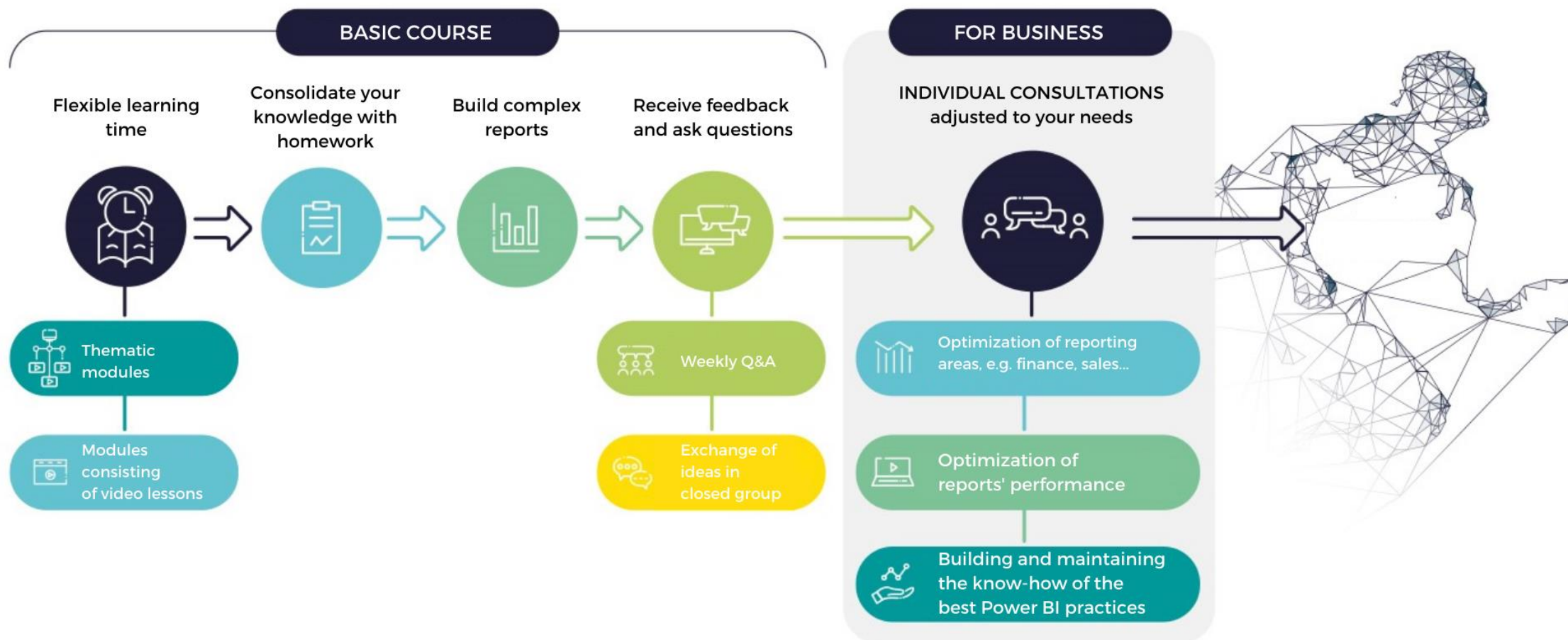
BECOME POWER BI LEADER IN YOUR ORGANIZATION

- **12 thematically divided modules** in Polish (25 hours in total)
- The modules consist of **short video lessons** (max 30 min)
- **Homeworks**
- **Q&A consultations**
- **Work in a closed group**
- All materials were prepared by consultants who gained their experience in more than 100+ projects in DATA & AI



Elitmind Academy offer

Our training is the perfect mix of course and consultations



Course benefits:

- Trainers are experienced BI consultants
- Practical examples that you can use in your daily work
- Experience from 100+ projects that will help you avoid the most common mistakes
- Knowledge necessary to get the latest Microsoft Power BI certification
- Annual access to the course and materials - learn when it is most suitable for you



Consultations benefits:

- Strengthening knowledge through individual consultations with trainers
- Adaptation to your current needs
- Opportunity to support the construction of Power BI adoption strategies in the organization
- Real examples from completed projects




Course agenda

Every module is discussed during Q&A sessions

Module 1	Intorduction	(6 lessons, 30 min)
Module 2	Power BI overview	(9 lessons, 90 min)
Module 3	Data preparation	(14 lessons, 180 min)
Module 4	Data modeling	(11 lessons, 200 min)
Module 5	Intorduction to DAX	(13 lessons, 180 min)
Module 6	Data exploration	(9 lessons, 180 min)
Module 7	Data visualization	(11 lessons, 160 min)
Module 8	Navigation between reports	(8 lessons, 90 min)
Module 9	Power BI Service	(11 lessons, 180 min)
Module 10 (bonus)	Mobile reports	(60 min)
Module 11 (bonus)	Power BI Dataflows	(60 min)
Module 12 (bonus)	Best and worst practices	(60 min)




Course teachers:



Paweł Potasiński

Platform & architecture




Jakub Bilski

Data preparation and exploration



Paulina Sanak-Listwan

Data visualisation



Kamil Słomka

Data modeling & DAX