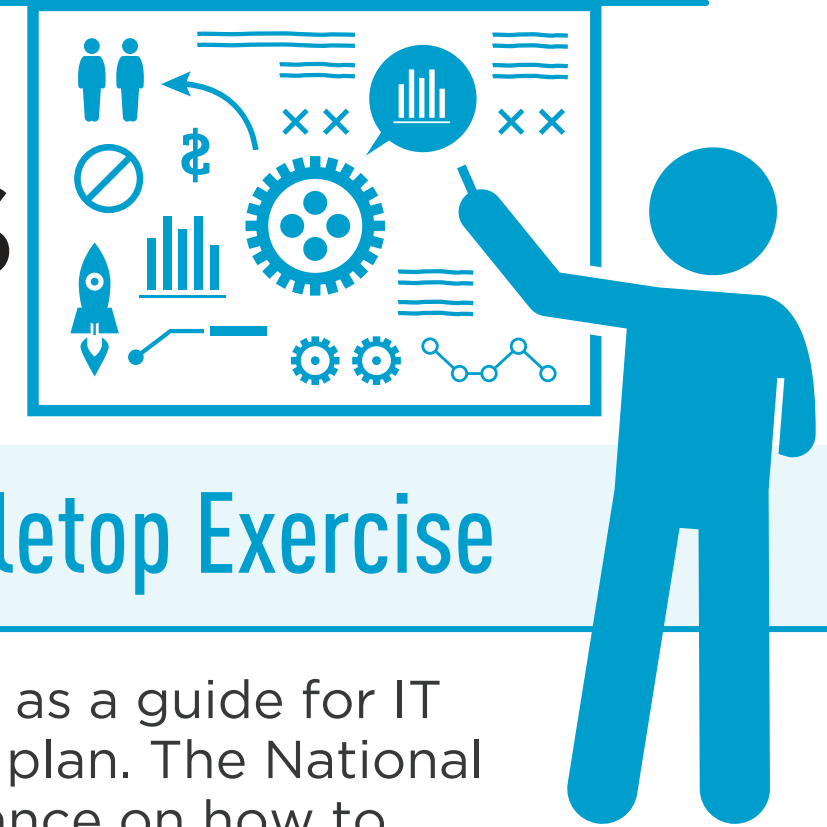


BE PROACTIVE AND PREPARE YOUR IT TEAM FOR EMERGENCIES WITH A DISASTER PLAN



with eGroup Enabling Technologies and an Incident Response Tabletop Exercise

Every IT organization should have an Incident Response Plan (IRP). It is intended as a guide for IT staff to use in the event that the organization suffers any disaster described in the plan. The National Institute of Standards and Technology (NIST) recommends and provides guidance on how to conduct an IRP Tabletop Review. NIST Special Publication 800-84 outlines the importance of tabletop exercises to ensure the organization has considered threats to business continuity. The exercise also can reveal the extent to which the IT team understands how they should respond to different kinds of threats and incidents.

Why Conduct an Incident Response Plan Tabletop Review Exercise?



TEST

Test whether your Incident Response Plan sufficiently addresses likely threats to business continuity.




UNDERSTAND

Better understand how Microsoft workloads can help to mitigate threats.



LEARN

Understand best practices for addressing the threats that your organization faces.



PREPARE

Improve your team's understanding of and familiarity with the IRP so they are ready to respond to, manage, and recover from disasters.


INCIDENT RESPONSE PLAN OVERVIEW

REVIEW



Conduct a thorough review of existing Incident Response Plan(s)

ACKNOWLEDGE THREATS



Discuss and review both known and unknown threats to business continuity

PREPARE

Prepare participant guide that targets the organization's specific disaster profile

PRACTICE EXERCISE



Following proper preparation, the team conducts the tabletop exercise

NEXT STEPS

Produce actionable reports and remediation with gaps, recommendations, and priorities to plan for emergencies



CALL
1.877.347.6871

EMAIL
info@eGroup-us.com