

Lasernet for Microsoft Dynamics 365 Business Central.



Lasernet



Formpipe.



Preview.

Systems that are easy to use save time. This increases productivity and minimises waste. Even these simple things can have a huge impact.

Standard Business Central

Previews are shown in the same window and there is a need to close the top document to “see” the previous document. It’s complicated. Preview document will not look like the final document.



Lasernet solution

With Lasernet, the user is able to select if documents are opened in separate tabs (making navigation, compilation and comparison quick and easy) or opened with the built in previewer in the same tab. The user can also return to Dynamics 365 without closing all documents. Preview document is viewed as final format.

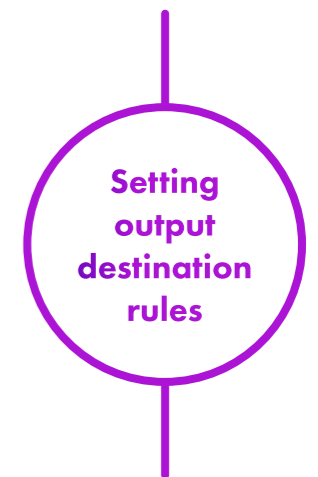


Destination.

Predefined destinations can hugely simplify a user’s life, and ensure that a document is delivered as per the customer’s requirements – simplifying their life too.

Standard Business Central

There are limited options for defining the destination (printer, PDF etc.), and no “flow” can be configured. Importantly, there are no standard or failover destinations.



Lasernet solution

The Lasernet interface delivers very flexible destination configuration with no coding. The various options for creating flows include default setting and ensure correct media use every time.



Document design.

Being able to generate new, on-brand, documents easily can have a huge impact on both positive customer perceptions and employee satisfaction. If consistency and the need to rely on developers to make even simple changes is frustrating, look to Lasernet for the solution.

Standard Business Central

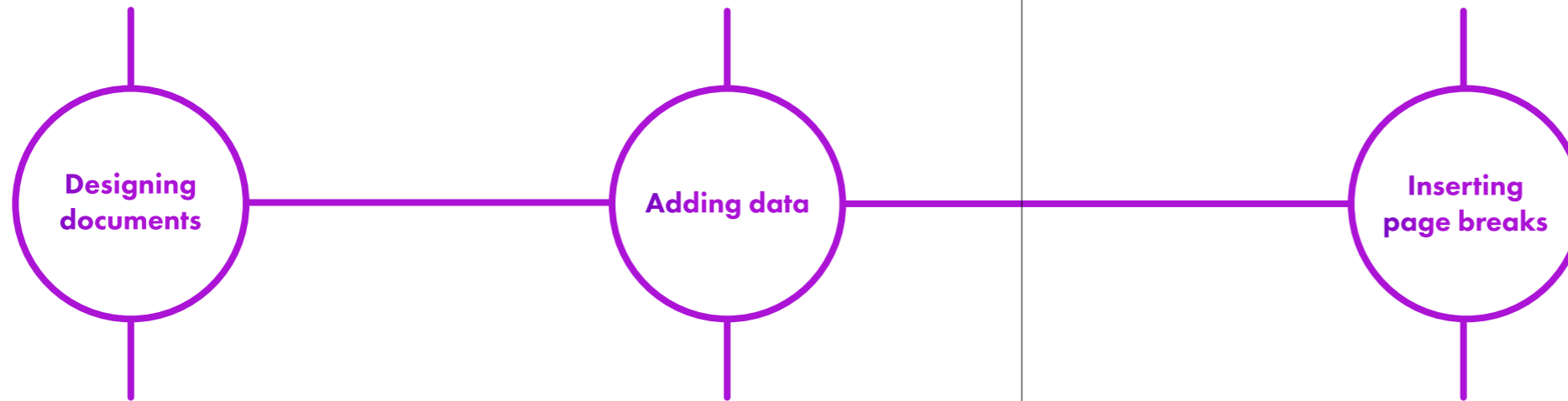
It's very difficult to implement design changes, and problems with images, watermarks and other visual elements are almost inevitable. The final document can also only be seen once Business Central has been recompiled.

Standard Business Central

In order to update a report, changes to the Dynamics 365 application need to be made, which requires a programmer.

Standard Business Central

There is no functionality for viewing/inserting page breaks or managing of "orphan" lines. Documents appear as a single page on screen, but break up over multiple pages when printed or saved as a PDF.



Lasernet solution

Logos, images and other complicated designs are taken care of by Lasernet with its simple to use graphical interface.

Lasernet solution

Using the Lasernet Connector meta data is used to map templates. Templates are modified in a windows environment ensuring updates can be made quickly and simply. Information can even be reused/copied to another report, so master templates can be created and automatically populated.

Lasernet solution

When creating the document using Lasernet Developer you can see exactly what is being printed and can therefore manage page breaks and formatting in the graphical interface.

Easily create new, on-brand, documents to make a huge impact.





Emailing.

The easy-to-use extended functionality of Lasernet and the ability to tailor emails to individual requirements gives customers a better experience. So it's really win-win with Lasetnet when it comes to achieving more satisfaction on both sides of a communication.

Standard Business Central

The Email dialog within standard Dynamics 365 is very simple and limited.

Standard Business Central

In order to update a report, changes to the Dynamics 365 application need to be made – which requires a programmer.

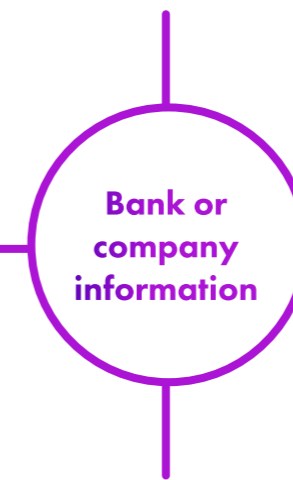
Standard Business Central

When emailing a document, attachments can be manually added to the email.



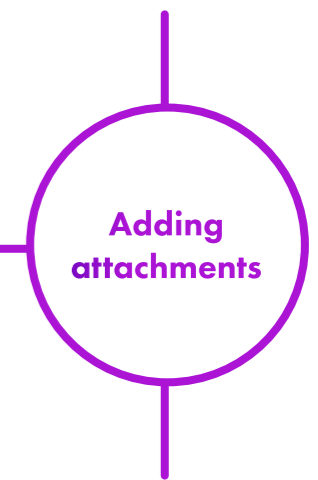
Lasernet solution

Lasetnet extends the dialog by making it clearer by using larger boxes and adding bcc, along with simple dialog boxes to update.



Lasernet solution


Lasetnet can build advanced logic base on either language or currency to add the right bank account or company information.




Lasernet solution


Document attachments would be automatically added to an email with setup via the Lasetnet Connector settings. No coding or rebuilding is needed.


The ability to tailor emails to individual requirements gives customers a better experience.





 Tel. +46 855 529 060
Email. sales@formpipe.com

Sveavägen 168
113 46 Stockholm
Sweden

 Tel. +31 (0) 737 040 318

 Tel. +45 43660210

 Tel. +44 (0) 1223 872747

 Tel. +1 908-399-7828



Formpipe.