



Introducing The Hark Platform

# Energy Analytics and Industrial IoT Software for Enterprises

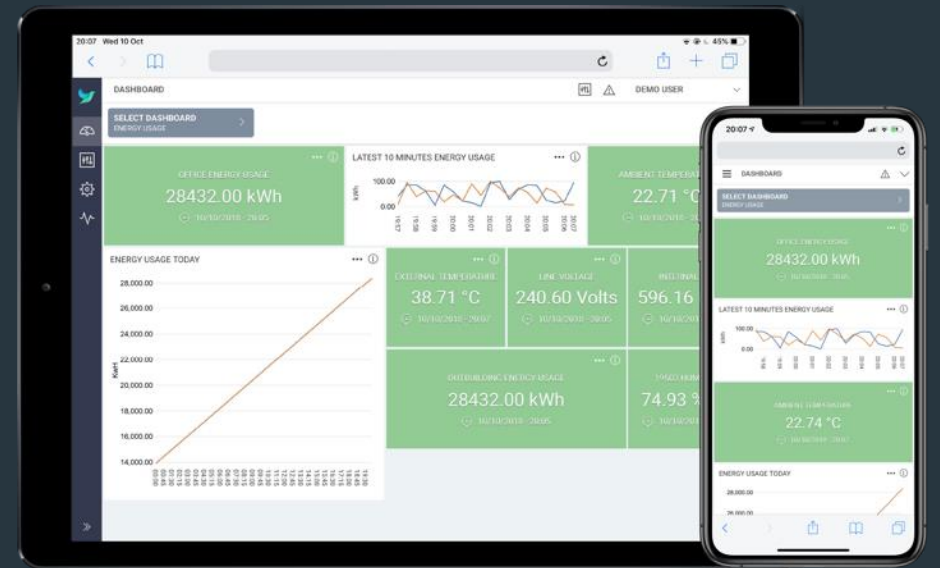




OUR MISSION

**Improve efficiency,  
maximise yield,  
reduce waste**

The Hark Platform is a cloud-based sensor platform that **monitors, stores and analyses** sensor data in real-time.



# Platform Features

## One-click management

- ✓ Fast, intuitive, easy to use interface.

## Plug and play

- ✓ Expand and add sensors efficiently and instantly.

## Real-time monitoring and alerting

- ✓ Mitigate disaster and save money in real-time.

## Insights, analysis and dashboards

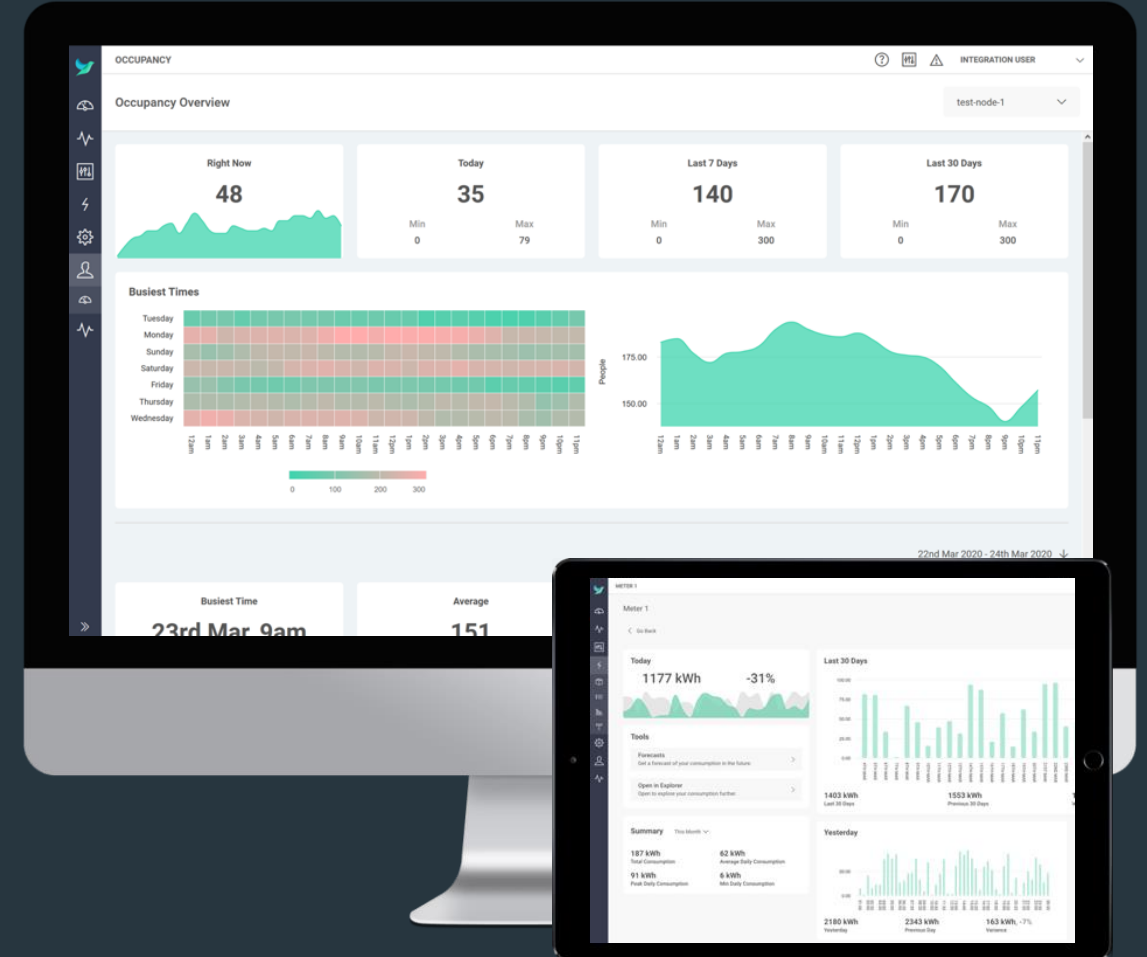
- ✓ Draw insights and information from data quickly.

## Asset anomaly detection

- ✓ Automatic pattern analysis and anomaly detection for assets. Batteries included.

## FDA 21 CFR compliant

- ✓ Compliant with the highest regulatory standards.



# Monitoring capabilities and use cases

## Monitoring

- Energy and Power Monitoring.
- Oxygen, CO2 and Pollution Monitoring.
- Temperature, Humidity and Pressure Monitoring.
- Flow, Gas and Level.
- Occupancy, People and more.

## Use Cases

- Energy Monitoring and Management.
- Facilities and Asset Health Management.
- Industrial Maintenance.



# Energy Management

Increase visibility of energy utilisation and trends, spot anomalies and discrepancies at an estate wide level, and reduce operational overhead.



## Real-time Energy Insight

Estate wide energy analysis in real-time using power, frequency and consumption information.



## Peak Demand Analysis

Understand and predict peak demand and load of assets and locations. Advanced multi-variate models utilise external data such as Weather, Building Management and other external sensor data.



## Real-time Alerting for Managers

Alert the right people at the right time, before and after problems occur. Automatic emails, SMS and Work Order generation.



## Patterns and Load Disaggregation

Identify patterns and assets by breaking down and disaggregating the consumption profiles, this allows the system to identify possible loads on a single meter.

# Asset Performance Monitoring

Enables real-time device and asset monitoring, agnostic of vendor and type. By supporting enterprise, industrial and SCADA protocols, enterprises have a unified view across their estates.



## Health Indicator

Visualise the health of an asset in real-time, using machine learning for predictions and anomaly detection.



## Assess Risk and Potential Failures

Understand asset failures and diagnose possible issues with increased accuracy.



## Real-time Alerting for Operators

Alert the right people at the right time, before and after problems occur. Automatic emails, SMS and Work Order generation.



## Performance and Benchmarking

Automatically benchmark performance of assets against the same or similar assets for ROI and future economic impact.

# Asset Building Automation

Connect to Buildings, Lighting Systems, HVAC and other assets in order to provide a layer of intelligent automation that can be remote and centrally managed.



## Building and Asset Control

Control buildings, lights, energy storage systems in a single platform – works with multiple vendors without a specific vendor lock-in.



## Automation and Integration

Automate and integrate using API's and external system integration for streamlined control more intelligent control strategies.



## Digital Twin

Every automated assets has a digital twin used to monitor and orchestrate changes on the edge – ensuring network intermittency isn't an issue.



## Any Asset

Monitor and control Building Management Systems, Lighting Systems, Energy Storage Systems, HVAC and Industrial Assets.

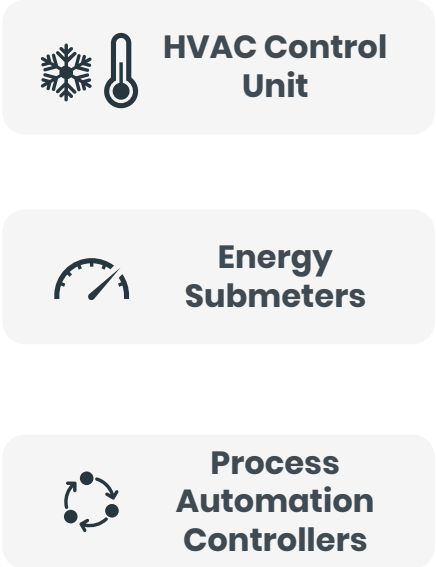


# Simplified cloud connectivity for assets and device

Built on Microsoft Azure

## Assets Across Estate

HVAC systems, industrial control systems and various types of devices.  
New devices and legacy systems.



## Hark Gateway

Interconnectivity with a single hardware component capable of talking to all devices.



## Secure Cloud Intelligence

Analyse patterns and gain content to impact and control assets to optimize their profiles.

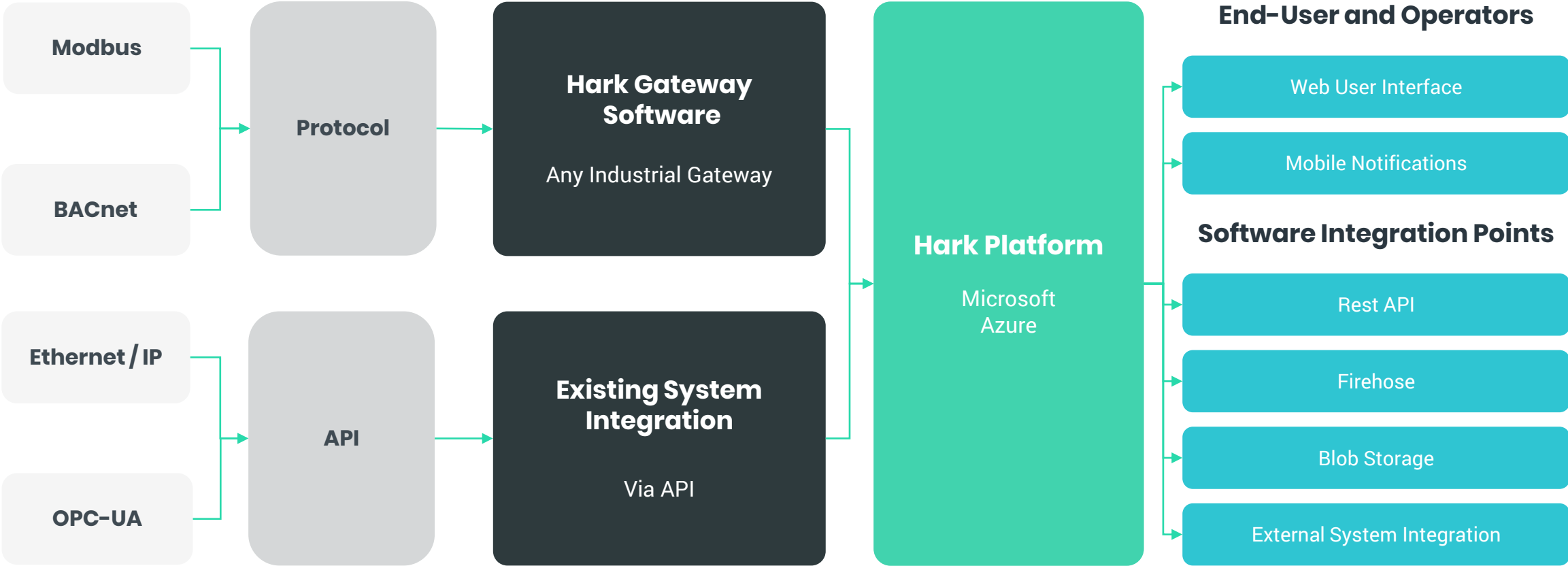


# Securely streamed to the **Hark Platform**

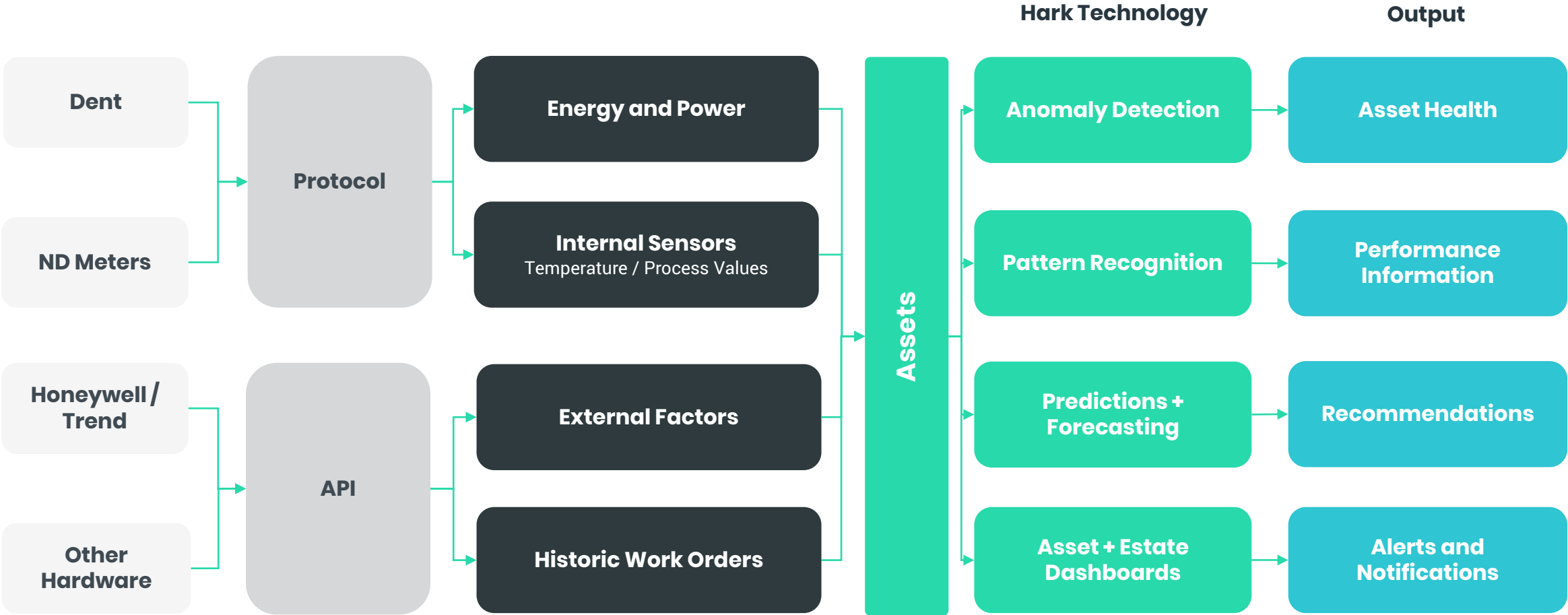
- ✓ Sensor data is streamed in real-time to the Hark Platform, stored redundantly for data integrity.
- ✓ Software as a service.
- ✓ Customers pay monthly on contract.
- ✓ Elastically scalable for limitless growth.



# Technology Architecture



# Asset and Estate Health



CASE STUDIES

# Our solutions in practice



STRICTLY CONFIDENTIAL

# Retail Deployment

## A range of power-drawing assets:

- Bakery ovens
- Refrigeration systems
- Lighting
- Solar panels

## Hark enables control over increasing triad costs.

Highlighted errors in energy-consumption processes that were the leading causes of high usage.

**24,000 +**  
Assets monitored

**600+**  
Sites

**200m +**  
Daily sensor readings

**£1m+**  
Saved in 12 months

# Smart Building Deployment

- National Grid uses the Triad to determine TNUoS charges for customers with half-hour metering.
- Tesla battery charged in green period hours.
- Building taken off grid in red period hours.
- Hark enables control of energy storage assets, used for Triad avoidance and RAG optimisation.

**4 minute**  
Installation

**900,000+**  
kWH

**72,000+**  
Daily sensor readings



# Life Science Deployment

Hark has been monitoring a range of incubators, stability chambers and laboratories for 3 years.

- Temperature
- Humidity
- Oxygen
- CO2

The Hark platform manages FDA 21 CFR compliance.

**1000+**

Monthly Alerts

**40+**

Locations

**288,000+**

Daily sensor readings



# Getting Started



# Commercial Model

## Hark Platform

Monitoring  
Dashboards  
Alerting  
Predictions  
Control  
and more...

**Monthly fee**  
**Annual Contract**

## Professional Services

Validation  
Pilot/Beta  
Scale

**Bespoke projects**  
**From 2–52 weeks**

# Contact



hello@harksys.com



harksys.com