

# Xccelerate Manufacturing is here to speed everything up...

## 01

### What?

We have **prebuilt** all the tools to ensure your ERP is deployed rapidly. The tools we have:

- Standard Process library
- Pre-created user stories
- Testing and training aids

## 02

### Why?

ERP projects can be very complicated and not only take a long time but it will also consume all your best people. Xccelerate Manufacturing helps by:

- Reducing project timeline and costs
- Templated approach ensures standard technology is utilised

## 03

### Who?

Xccelerate Manufacturing assists in 3 main business function areas for any size company.

- Manufacturing
- Finance
- Distribution

# Xccelerate Manufacturing

## Rapid ERP deployment of back-office functions for manufacturing organisations wanting to adopt a cloud ERP solution

- Xccelerate Manufacturing is a **Rapid deployment solution for a manufacturing organisation**, leveraging D365 Finance and Supply Chain application; utilising a catalogue of pre-configured end-to-end processes
- Each process in the catalogue has a supporting process flow and configuration data set, and with minimal effort is deployed in the D365 application
- Workshops are utilised to enable Project teams to review and refine the demonstrated core journeys and incorporate specific unique Client requirements
- Xccelerate can be deployed with a phased approach i.e., Finance, Supply Chain, Manufacturing

56

### Finance journeys

- Financial Planning
- Project to Profit
- Acquire to Dispose
- Expense Management
- Record to Results
- Financial Reporting

20

### Manufacturing journeys

- Design to Retire
- Forecast to Demand
- Plan to Produce
- Cost Management
- Reporting

60

### Distribution

- Procure to Pay
- Prospect to Quote
- Order to Cash
- Warehousing
- Case to Resolution

23

### Cross workstream journeys



### Supported by:

- High Level Cross Workstream Process flows
- Detailed Process flows (Up to Level 4)
- Preconfigured & Documented Personas based User Stories





## Finance

### Financial planning

- Basic Budgeting
- Budget Control and Analysis
- Reporting and Analysis
- Manage Period End
- Budget Planning

### Project to profit

- Quotations, Budgets, Estimates
- Grant Management
- Project Information Management setup
- Project Master Data Management
- Project Requirement Planning & Scheduling
- Project Supply Chain Management
- Project Monitoring & Controlling

### Acquire to dispose

- Fixed Asset Budgeting
- Creation of Fixed Asset Record
- Acquire a Fixed Asset
- Adjust Fixed Assets
- Depreciation of Fixed Asset
- Value Adjustments, Provision Allocation and Splitting
- Transfer and Disposal of a Fixed Asset
- Period End Close

### Expense management

- Employee Expense Set Up
- Employee Credit Card Administration
- Create and Submit Expense Report
- Review Expense Report
- Expense Payments

### Record to report

- GL Setup
- Journals, Analysis & Reports
- Bank Transaction automation/process & Statement Reconciliation
- Period End Workspace
- 45.15. Quality and Quarantine Management
- Sales Tax - Local and Industry Specific Requirements
- Consolidation of Entities
- Financial Statements Management Reports

### Finance reporting

- Tax Reporting
- GL Reporting
- AP Reporting
- AR Reporting
- Cash and Bank Management Reporting
- Fixed Assets Reporting
- Forecasting and Master Planning
- Warehouse Reporting
- Production Reporting
- Sales and Marketing



## Manufacturing

### Resource and route management

- Resource Creation Journey
- Route Creation Journey
- Route Groups
- Resource Group
- Resource Capability creation
- Operations
- Calendars
- Working times
- Production Journal Names

### Discrete manufacturing life cycle

- Production order life cycle
- BOM Configuration
- Scheduling the production jobs
- Moving Raw Material to Production Input Location
- Starting and reporting progress in PFE
- Printing labels in Production
- Quality Order on RAF
- Production order cost and Variances
- Rework Discrete manufactured item
- Production orders delayed
- Manajig Jobs with deviations

### Process manufacturing life cycle

- Batch order life cycle
- Formulae Configuration
- Scheduling the batch jobs
- Moving Raw Material to Production Input Location
- Printing labels in Production
- Starting and reporting progress in PFE
- Quality Order on RAF
- Production order cost and Variances
- Rework Batch manufactured item

### Subcontracting life cycle

- Subcontracting operation as part of Production/batch order process
- Service item per individual service
- Service item price to include service cost
- Purchase order receipt of service item

### PFE/MFE

- Configuring the Manufacturing Framework
- Processing the Jobs
- Label Printing
- Document Groups and Instructions



## Supply chain

### Procure to pay

- Vendor Onboarding & Management
- Purchase Order Based Procurement
- Requisition Based Procurement
- Pricing & Commitments: Purchase Agreements
- Pricing: Trade Agreements
- Request for Quotation to Purchase Order
- MRP to PO
- Purchase Order from a Project
- Invoicing & Payments
- Invoice OCR
- Vendor Rebates
- Vendor Collaboration Workspace
- Intercompany
- Consignment Stock
- Forward Confirmations to Vendors
- Charges
- Additional Configuration and Processes

### Prospect to quote

- Define Sales Strategy
- Estimate and Quote Sales
- Identify and Qualify leads
- Manage Customer Relationships
- Pursue Opportunities
- Run Marketing Campaigns

### Order to cash

- Leads, Opportunities, Prospects in F&O
- Commissions and CRM
- Customer Onboarding & Management
- Sales Quotation Process
- Sales Order Process
- Pricing & Commitments: Sales Agreements
- Pricing: Sales Trade Agreements
- Customer Sales Returns
- Service item per individual service
- Sales Commissions
- Invoicing, Payments and Period End
- Revenue Recognition
- Collections and Credit
- Intercompany Trade

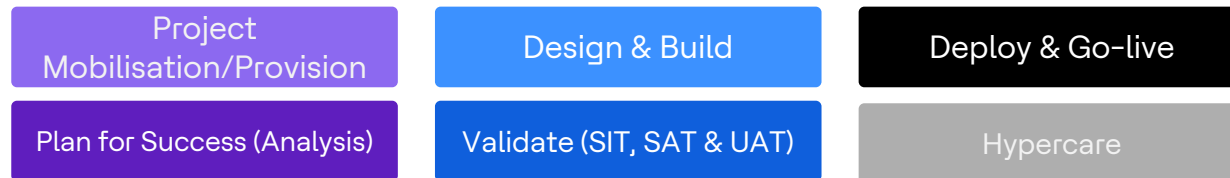
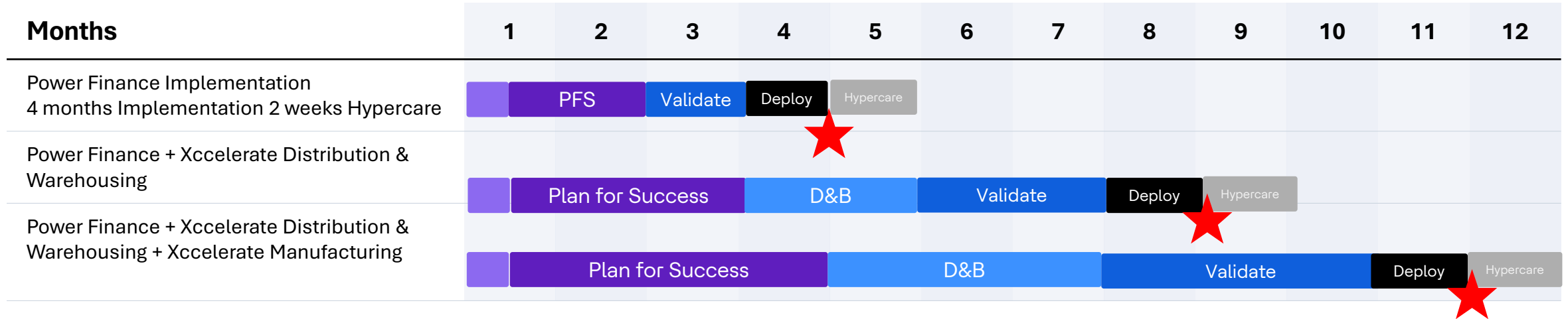
### Warehousing

- Warehouse Setup
- Inventory Setup
- Mobile Device Setup
- Product Setup
- Shipment and Load Planning
- Inbound Receipt of Transfer Orders
- Inbound Receipt of Purchase Orders
- Vendor Managed Inventory (Consignment)
- Internal Warehouse Movements
- Raw Material Picking
- Finished Goods Put Away
- Adjustments and Scrap
- Full Annual Stock Take
- Cycle Counting
- Outbound Picking of Transfer Orders
- Outbound Picking of Sales Orders
- Warehouse Reporting
- Manage Stock Blocking

### Case to resolution

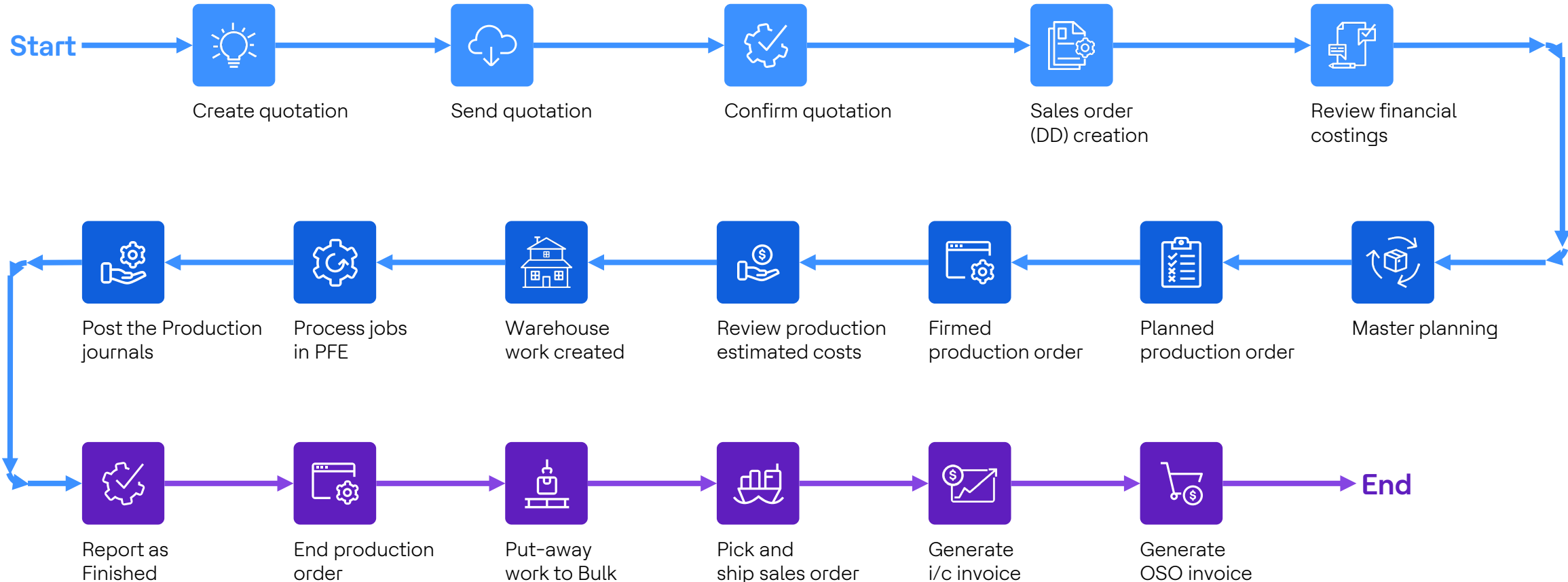
- Case Management
- Service and Warranties
- Service Order & Subscription Management
- After-Sales Maintenance
- Product Recall & Return Authorization
- Knowledge Management
- Procurement and Sourcing Reporting

# Xccelerate with to go live

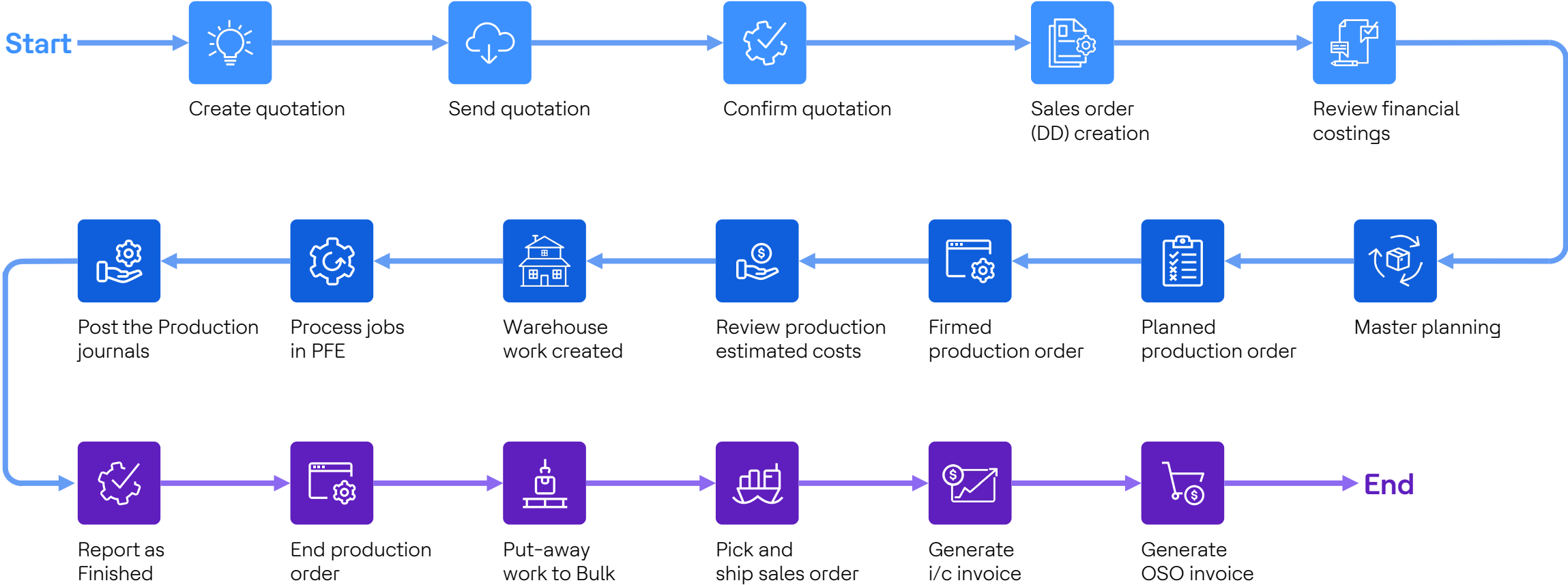


 Go-live

# #Journey 1: Make to order manufacturing process originating from a quotation



# #Journey 2: Make to stock manufacturing process originating from MRP



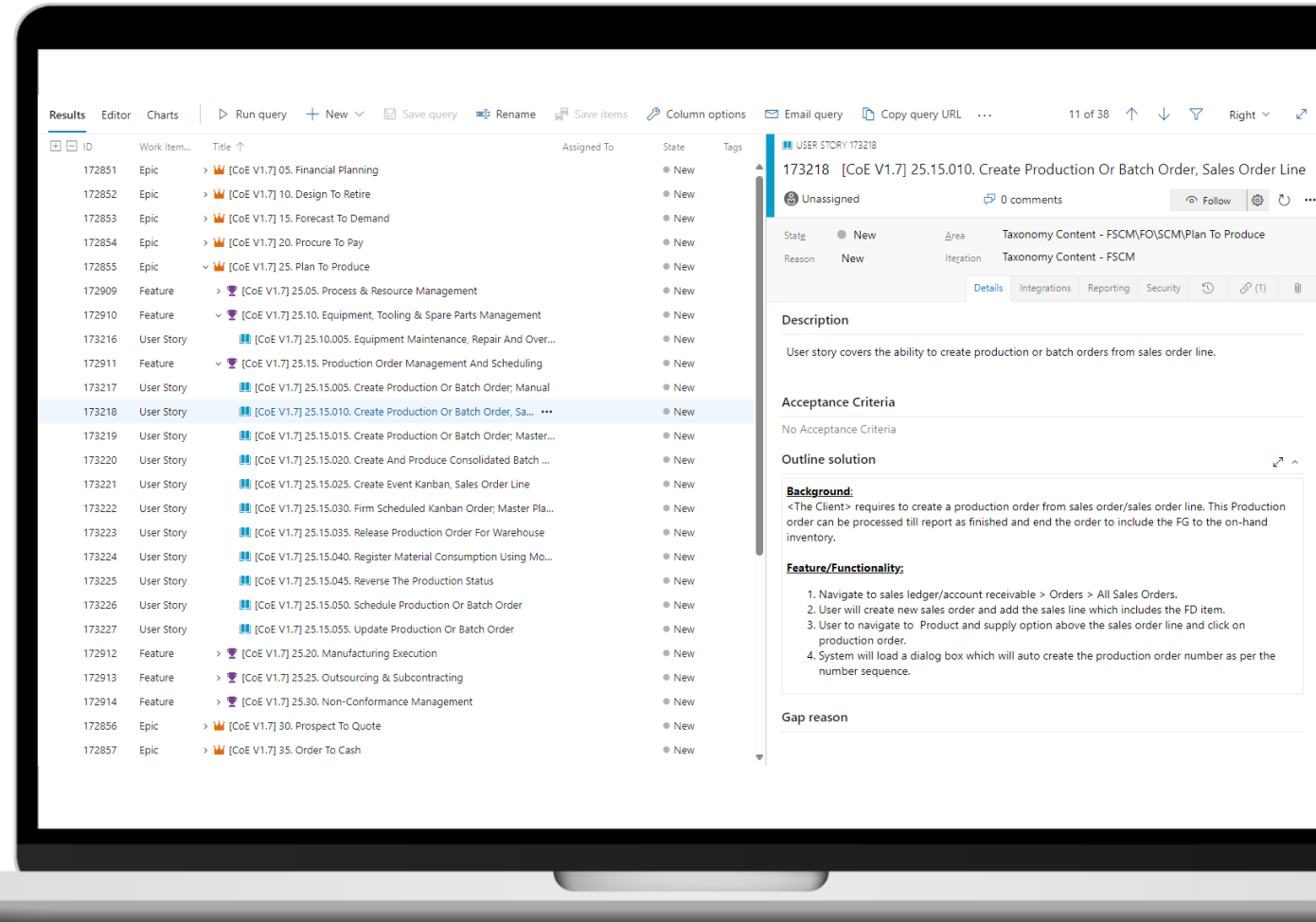
# Pre-created role-based processes

# Flexible to incorporate client specific requirements

Process Step ID	Process Step Description	Next Step ID	Connector Shape	Type	Function	Phase	Alt Text
P100	Start	P200, P250, P275, P300	Start	Planner		Production Floor	
P200	US# 13915 Create Manual Production Order	P400	Process	Planner		Production Floor	
P250	US#13913 Production order from sales order	P400	Process	Planner		Production Floor	
P275	US# 13914 Production order from MRP order)	P400	Process	Planner		Production Floor	
P300		P400	Process	Planner		Production Floor	
P400	US# 17458 Estimating Production order	P500	Process	Planner		Production Floor	
P500	US# 15563 Yield calculation	P600	Process	Planner		Production Floor	
P600	US# 17453 Scheduling Production order	P700	Process	Planner		Production Floor	

# Library of pre created User stories in the DevOps Taxonomy

Flexible to incorporate client specific requirements





# Pre-created test scripts and training content using Task Recorder

The screenshot shows the Dynamics 365 Finance and Operations 'New Product Creation' interface. A task recorder overlay is active, displaying a list of 15 steps for creating a new product. The interface includes a navigation bar with 'Dynamics 365' and 'Finance and Operations', and a main area with a 'RELEASED PRODUCT DETAILS' table and a 'Related information' sidebar. A 'Click New' button is highlighted in the top left corner.

Item number	Product name	Search name	Product type
1000	Surface Pro 128 GB	1001	Item
4401	Proseware 50W Car Radio	Proseware 50W Car Ra	Item
4402	Northwind Traders 50W Car Radio	Northwind Traders 50	Item
4403	A. Datum 50W Car Radio	A. Datum 50W Car Rad	Item
A0001	HDMI 6' Cables	HDMI 6' Cables	Item
A0002	HDMI 12' Cables	HDMI 12' Cables	Item
C0001	Microsoft Natural Keyboard Elite	Microsoft Natural Ke	Item
C0002	Microsoft Arc™ Keyboard	Microsoft Arc™ Keybo	Item
C0003	Microsoft Arc™ Mouse	Microsoft Arc™ Mouse	Item

**Task Recorder Steps (15):**

- Go to Released products.
- Click New.
- In the Product number field, type a value.
- In the Product name field, type a value.
- In the Item model group field, enter or select a value.
- In the Item group field, enter or select a value.
- In the Storage dimension group field, enter or select a value.
- In the Tracking dimension group field, enter or select a value.
- In the Buyer group field, enter or select a value.
- In the Item sales tax group field, enter or select a value.

Interactive training tool with all the processes pre-built

The screenshot shows the Dynamics 365 Test Suites interface. It displays a list of test suites and test cases. The 'SO to IC PO/SO etc to Receipt (Direct Delivery) (ID: 43379)' suite is selected, showing a list of 17 test cases. The interface includes a 'Define' tab and a 'Test Suites' section with a search filter.

Test Case Title	Order
35-25-020. Create Intercompany Third Party Sale with Direct Delivery	1
Verify Sales tax - Sales tax codes determination and Tax registration numbers [MP]	2
35-25-015. Create Intercompany Third Party Sale/Purchase/Sale	3
45-55-005. Build Outbound Shipment Loads	4
46-55-010. Outbound Wave Process	5
46-55-015. Outbound Picking Process	6
46-55-020. Outbound Cluster Picking	7
46-60-015. Automatic Packing And Containerization Process	8
46-55-030 Outbound Shipment Documentation	9
Verify VAT ledger postings and sub-ledger transactions (Tax) [MP]	10
Verify Ledger postings and sub-ledger transactions (AR) [MP]	11
30-35-026. GRNI reconciliation process	12
20-4-031 Invoice Approval Workflow	13
97-06-125. Vendor invoice transactions report	14
97-06-010. Vendor aging report	15
97-06-060. Vendor to ledger reconciliation	16

Pre-built process testing suite

**HCLTech** | Supercharging  
Progress™

[hcltech.com](https://hcltech.com)