



HEAL



Product Overview



HEAL Software Inc.



Confidentiality Agreement

All information contained in this document is provided in confidence. It shall not be used for any other purpose, and shall not be published or disclosed wholly or in part to any other party without the express written permission of HEAL Software Inc., and shall be held in safe custody. These obligations shall not apply to information that is in the public domain or becomes known legitimately from some source other than HEAL Software Inc. All intellectual property rights of products or services provided by HEAL Software Inc. shall remain vested in HEAL Software Inc.

All Registered Trademarks are herewith acknowledged.

Contents

About this Document.....	3
Version History.....	4
1. Introduction	5
2. Logging in to HEAL UI	6
3. Accessing HEAL UI	7
4. Service Dependency Map	8
5. Setting Date and Time.....	9
6. Service Details	10
7. Forensics in HEAL	11
8. Signals in HEAL	12
9. Signals Notifications.....	13
10. HEAL Application Health	14
11. Capacity Forecasting	15
12. Request Dashboard.....	16
13. Availability KPIs	17
14. Configuration Watch.....	18
15. Batch Job Monitoring.....	19
16. Workload Signature Display.....	20
17. MLE Insights Dashboard.....	21
18. Transactions Audit Data and Reports	22
19. Mobile Applications Monitoring	23
20. Time Zones.....	24
21. Logging out of HEAL UI.....	25
Contact Us.....	26






About this Document

This document contains details on features of HEAL product.

Note: The procedures mentioned in this guide are administrator-level tasks.

User should be familiar with concepts of computer networks, network protocols, and system administration.

Document Conventions

Font style / Color	Description	Example
Bold, Italics, & 	Commands	tar -xvf Heal_2020_2.tar
Italics & 	Folder Path	/<Install_Dir>/Heal/
	File/Folder name	qpidwork
	URL's or Hyperlinks	support@appnomic.com
	Cross reference or Mini TOC	
Bold	Required/Insert	ostype

Version History

HEAL Version	Date	Changes Done
Nov End 2021 Release	2-Dec-2021	Initial Release

1. Introduction

Refer <https://healsoftware.ai/docs/overview/>

2. Logging in to HEAL UI

Refer <https://healsoftware.ai/docs/logging-in-to-heal-user-interface/>

3. Accessing HEAL UI

Refer <https://healsoftware.ai/docs/accessing-heal-user-interface/>

4. Service Dependency Map

Refer <https://healsoftware.ai/docs/viewing-service-dependency-map/>

5. Setting Date and Time

Refer <https://healsoftware.ai/docs/setting-date-and-time-in-heal-ui/>

6. Service Details

Refer <https://healsoftware.ai/docs/viewing-service-details/>

7. Forensics in HEAL

Refer <https://healsoftware.ai/docs/viewing-forensics/>

8. Signals in HEAL

Refer <https://healsoftware.ai/docs/viewing-signals/>

9. Signals Notifications

Refer <https://healsoftware.ai/docs/signal-notifications/>

Refer <https://healsoftware.ai/docs/signal-notifications-templates/>

10. HEAL Application Health

Refer <https://healsoftware.ai/docs/viewing-application-health/>

11. Capacity Forecasting

Refer <https://healsoftware.ai/docs/capacity-forecasting/>

12. Request Dashboard

Refer <https://healsoftware.ai/docs/viewing-request-dashboard/>

13. Availability KPIs

Refer <https://healsoftware.ai/docs/viewing-availability-kpi/>

14. Configuration Watch

Refer <https://healsoftware.ai/docs/config-watch/>

15. Batch Job Monitoring

Refer https://healsoftware.ai/docs/batch_job_monitoring/

16. Workload Signature Display

Refer <https://healsoftware.ai/docs/workload-signature-display/>

17. MLE Insights Dashboard

Refer <https://healsoftware.ai/docs/viewing-mle-insights-dashboard/>

18. Transactions Audit Data and Reports

Refer <https://healsoftware.ai/docs/22-transactions-audit-data-and-reports/>

19. Mobile Applications Monitoring

Refer <https://healsoftware.ai/docs/mobile-applications-monitoring/>

20. Time Zones

Refer <https://healsoftware.ai/docs/time-zones/>

21. Logging out of HEAL UI

Refer <https://healsoftware.ai/docs/logging-out-of-heal-user-interface/>

Contact Us

HEAL Technical Support team provides technical assistance on troubleshooting and resolving technical issues with HEAL products. For assistance, send an email to support@appnomic.com.