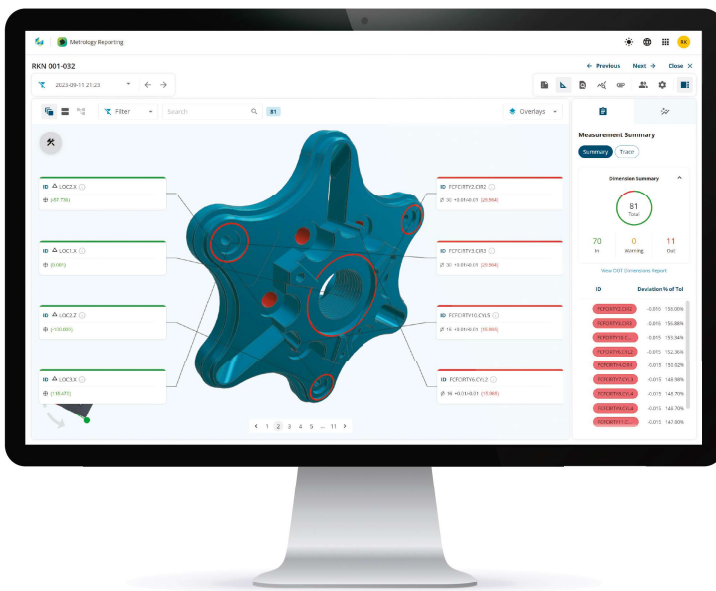




Metrology Reporting

Simple, intelligent, and accessible cloud-based reporting and visualization



Metrology Reporting provides real-time information and insights, enabling increased productivity based on data-driven decision making. Cloud-based, its centralised reporting functionality is simple to use, provides intelligent insight, and is accessible on any device at any time.

Get real-time metrology information, basic statistic calculations and insights. Increase productivity with faster and better decision making. **Metrology Reporting** consolidates disparate reporting tools into one central location.

Manufacturers can work confidently knowing their data is flowing into one tool where users can access it, anytime it's needed.

Metrology Reporting provides insights, analysis and basic statistic calculations, giving users intelligence that might otherwise get missed.

Metrology Reporting integrates with on-premise software including PC-DMIS, QUINDOS, Inspire and Volume Graphics. Metrology Reporting is a part of Nexus, a collection of cloud-based apps and solutions providing a wide range of functionality and services.

Value

- Increase productivity through data-driven decision making
- Data is available to all users via centralized reporting on a cloud-based, single, scalable platform
- Get real-time, in-depth insights and analysis. Use centralized data to automate workflows and reduce labor costs.
- Track the real-time status of measured parts, get failure details, and view metrology reports on any device at any time.
- View and interact with dimensional data in a modern and simple new reporting format. Use data-driven insights to focus on what's most important.

Nexus is an open platform enabling digital engineering and manufacturing collaboration by connecting people, technologies, and data, accelerating innovation and time to market.

Centralized cloud-based real-time, metrology reporting information and insights

Simple – Intuitive UX and user driven workflows provide quick and efficient access to required data and insights.

Intelligent – work seamlessly with data from PC-DMIS and QUINDOS to view metrology data, as well as gain insights across all or individual parts.

Accessible – Log in through your browser and access metrology data wherever and whenever it's needed.

Real-time parts dashboard

- View the status of your latest measured part, drill down for details on failures, and view your PC-DMIS, QUINDOS, Inspire or Volume Graphics metrology reports from any device.

Measurement session history

- Search an archive of historical dimensional data and metrology reports so that you can recall specific reports.

Modern interactive report

- Work with your dimensional data in a modern and simple CAD-based report to focus on what's most important.

Control checks and trend charts

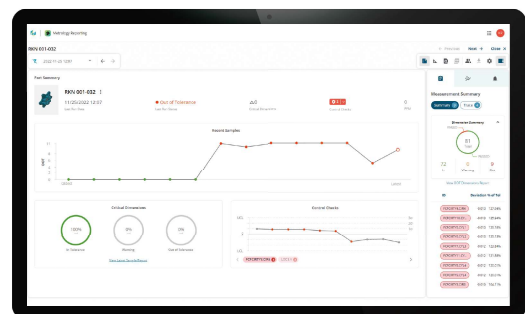
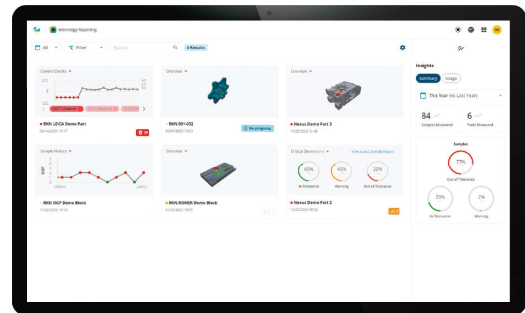
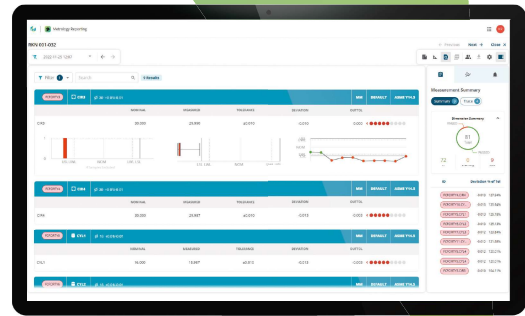
- Set rules to keep an eye on your process and receive alerts when production strays out of tolerance.

Simplified collaboration

- Easily share key reporting data with colleagues without the need to attach reports to an email.

Basic Statistic Calculations

- View basic CP/CPK calculations in the Statistics Report.



Metrology Reporting

neXUS APP

Try out the app on the Nexus Portal
nexus.hexagon.com